

# NiceGate&Door

Systems for the automation of gates,  
garage doors and barriers

Catalogue

2012



**Nice**

Home Automation

# The Nice Idea

One of the leading international names in the Home Automation field, Nice offers a wide range of automation systems for gates, garage and industrial doors; parking and road barrier systems; blinds and shutters; wireless alarm systems and lighting systems.

## Designing a Nice World

### **Improving the quality of life by simplifying everyday movements:**

Nice offers the security of going in and out in total freedom, by meeting the desire of comfort with practical products and an emotional design.

### **To make the most of the housing space.**



Nice cares for the environment.  
Using natural paper it avoids  
excessive use of raw materials  
and forest exploitation.  
Waste is reduced, energy is saved  
and climate quality is improved.

## Symbols

<b>NEW</b>	Product news	<b>Solemyo</b>	Compatible for operation with Solemyo system	<b>Opera</b>	Compatible for operation with Opera system
<b>Blue BUS</b>	With Nice BlueBUS technology 2 wires without polarity	<b>24V</b>	24 Vdc power supply	<b>230V</b>	230 Vac power supply
<b>400V</b>	400 Vac power supply	<b>NRC</b>	Nice Radio Connection		

## To find the product you're looking for:

- 1. If you know the name of the product,** you can quickly find it out in the index;
- 2. If you know the product code but not its name,** at page 226/229 you can find the list of the codes in alphabetical order;
- 3. If you do not know either the name or the product code,** look through the index to find the application you are interested in. The first few pages of each section consist in a **simple guide:** follow the arrows to single out the model which best answers your needs.

### Surface mounted, with articulated arm, recommended for small posts, in kit

For leaves up to 1.8 m, 24 Vdc irreversible with built-in control unit equipped with BlueBUS technology, compatible for operation with Solemyo and Opera. Mechanical limit switch on closing.

**WalkyKit**  
pages 36/39

for 1-leaf

→ **WALKY1024KCE**

for 2-leaf

→ **WALKY2024KCE**

## Kinds of package

### A. Number of pieces per pack.

Products can be purchased either in the quantity indicated or multiples of it.

Code	Description	Pc./Pack
<b>ON1</b>	1 channel, 433.92 MHz, colour graphite	10

### B. Number of packs per pallet.

(For the products in the mechanical range only) Ordering either this quantity or multiples of it will guarantee the very best ordering conditions and consequently the quickest, easiest dispatch.

Unlike the **pieces per pack** item, this is not the minimum quantity (excluding the kits).

Code	Description	Pack/pallet
<b>TO4024</b>	Irreversible, 24 Vdc, with magnetic encoder, mechanical stop on opening	20

A guide to reading this catalogue  $\wedge$

# Catalogue

2012

- 4|11 The Nice World
- 12|65 Systems for swing gates
- 66|85 Systems for sliding gates
- 86|109 Barrier gate operator systems
- 110|137 Systems for garage and industrial doors
- 138|179 Control systems
- 180|205 Accessories
- 206|225 Control units
- 226|229 Product code alphabetical index

**Nice**

# Nice Total Control

**Home integrated solutions.**

**Ease of use, aesthetic quality, safety.**

Nice is easy to offer because it's easy to install and use, thanks to a range of products which links innovation to design:

- 1. technology for the installer**
- 2. comfort for the user**
- 3. simplicity for everyone.**

With Nice, gates, garage doors, blinds and shutters are always under control, as well as lighting and alarm systems.





For alarm systems




For blinds and rolling shutters



for venetian blinds



For industrial doors



For gates



For garage doors



For road barrier systems



For parking systems



For lighting systems



# Nice History



**1993**

**The first transmitters: very Nice!**

With Nice, transmitters become an object to show: functional and powerful, but miniaturized and elegant. The transmitter itself, shown in the car or attached to the key ring, becomes the Nice first way of communication which rouses an immediate request through the most powerful media: the word-of-mouth.

**1995**

**Handy design: effortless and with just one hand.**

In its first generation of motors Nice conceives unlocking mechanisms made of simple keys, easy to activate with just one hand. There will no longer be any waiting under the rain, physical effort or painstaking research for a key which cannot be found, while getting into the house with your hands full of shopping bags or while carrying a baby.

**2003**

**BUS systems: much more simplicity.**

Nice puts on the market the Nice BlueBUS system which changes the concept of automation by making installation really easy and quick: nothing but two wires now connect all system devices, which can be later amplified with the same simplicity.

The absence of polarity and the clamps identified by the serigraphies, make the connection even easier and really error-free.

**2005**

**The modular control: choice and rationality.**

Nice goes beyond the idea of finished products introducing the concept of modularity: a wide product range available without the problem of the warehouse management. Unique parts, composed in a different way, generate a wide range of "custom-made" solutions: it is the innovative technology of the NiceWay transmitters.



2000  
"International Design Gallery" Expo 2000 Hannover



2001  
Best of Category "Design for the Environment" XIX Compasso d'Oro



2002  
Permanent Collection at The Museum of Design



1999, 2003, 2005  
"Intel Design Award"



1999, 2003, 2005  
"ADI Design Index"



2005  
"Trophée d'Argent" Trophée du Design Batimat



2006  
"Innovation Prize" R+T Stuttgart



2007  
"Innovation & Design Award" LivinLuce



2008  
"Grandesign Etico International Award"





**2007**

**Opera marks the future of the automation.**

Anticipating installer requests, Nice presents the innovative Opera system which makes the work for the installer even easier thanks to the remote control of any automation system via PC and PDA, while the end-user can manage home automations via mobile and Smartphone, PC and PDA.

**2008**

**Solemyo: energy in nature!**

With Nice, solar power now allows to “move” automations even far away from the electrical loads, avoiding the inconvenience of expensive masonry or unsightly wiring ducts for the control wires. It is the Nice wireless technology: an ecological and smart system, energy-saving.

**2009**

**NiceHome System, security combines with automation.**

Nice combines the simplicity and completeness of its control devices with the professionalism of the alarm systems the Group companies have developed according to their 30-year experience. Apart from the alarm system, the user can directly manage up to 16 controls for automations, lighting and electrical loads. Everything with a 100% wireless solution: the maximum safety with the maximum ease.

**2011**

**Nice + FontanaArte: light is movement.**

Thanks to the acquisition of FontanaArte, Nice enters the lighting system complementary field with a wide range of integrated home solutions: a new angle and richness to its pursuit of elegance and excellence, to offer an innovative contribution to the needs of everyday life.

**FontanaArte S.p.A.**

Founded in 1932 by the architect Gio Ponti, FontanaArte is one of the Italian design firms which has “made history in lighting and furnishings” in Italy and around the world. Featuring a design culture which has founded its main concept upon the interplay between technology and beauty, FontanaArte has created a series of timeless objects of splendid shapes and forms, many of which have become design classics on exhibit in some of the world’s most important museums.

[www.fontanaarte.com](http://www.fontanaarte.com)



## Nice Headquarters

**“Devised by Italian minds, unprovoking yet unmistakable in design, with a sense of movement which transmits and knows how to match technological contents in a playful way”**

**Lauro Buoro  
Chairman of Nice S.p.A.**

Project by Studio Carlo Dal Bo.

### **A Nice Place.**

A new building, large and functional, to meet the needs of an ever-growing firm, reflecting its international focus and product personality: a training area and a showroom to interact with customers; an auditorium to foster institutional relationships with the world around. At the core of its architecture, Nice has placed the person.

To “feel good” is a priority for Nice: for its staff the company offers gym, sauna, Turkish bath, bar.

Environmentally conscious art installations surround a pond, while the cultivations of the garden change with the seasons: this is the Nice gift to nature.

**Come and discover the Nice world:  
[www.niceforyou.com](http://www.niceforyou.com)**



## Nice Centre for Technology

**Nice has made significant investments to guarantee even higher quality standards, which not only comply with directives and regulations, but also allow a continuous product improvement.**

Through its advanced laboratories Nice carefully tests and controls its products every day in order to grant safety, quality, reliability and durability.

The Nice laboratories complies with ISO 9001 certification, known all over the world for the quality management, besides of being in accordance with EN 17025 standards which set the general requirements for testing labs.

All the Nice CE certified products comply with the relevant European Directives and the leading internationally recognized standards.

The Nice laboratories have been recognized by:

- LCIE (France)
- TÜV Rheinland (Germany)
- Nemko (Norway)
- Cetecom (Germany)
- FCC (USA)
- IC (Canada)
- Intertek (Sweden)

# Nice Life



## Be Extreme Be Nice

For freedom, for the contact with nature and the need for environmental awareness; for the team effort and the ability to handle the unpredictable,

Nice chooses to invest in the sport of sailing by participating in the forefront of the international Extreme 40 circuit.

**... for a world without barriers...**



Plasteroid



Golden Fleece



Ofigea

## Nice Arts

In the frame of the increasingly need for renewal and changing values in sustainability, Nice contributes defining new scenarios through the promotion of eco-compatible design.

With the “Nice Arts” project in 2010 Nice is ranked among the top 265 in excellence representing Italy at Shanghai World Expo: “Better City, better life”.

Lighting sculptures by **Jacopo Foggini**

**Plasteroid**  
Interni Mutant Architecture & Design, 2011

**Golden Fleece**  
Interni Think Tank, 2010

**Ofigea**  
Interni Green Energy Design, 2008


Golden Fleece and Ofigea are now installed at the Nice Headquarters.

With the “F.e.e.l.” project (For Everyone Everywhere Liberty) Nice promotes activities, initiatives and products which give greater freedom in movement and more individual autonomy even to those who have special needs, such as the elderly and the disabled.



## Systems for swing gates

4 11	The Nice World
<b>12 65</b>	<b>Systems for swing gates</b>
66 85	Systems for sliding gates
86 109	Barrier gate operator systems
110 137	Systems for garage and industrial doors
138 179	Control systems
180 205	Accessories
206 225	Control units
226 229	Product code alphabetical index



---

**Surface mounted**

20|21 Toona 4  
22|23 Toona 5  
24|25 Toona 7  
26|27 ToonaKit  
28|29 WingoKit  
30|31 WingoKit 4024  
32|33 Wingo5Kit  
34|35 WingoKit 5024

---

**Surface mounted,  
with articulated arm**

36|37 WalkyKit 1024  
38|39 WalkyKit 2024  
40|41 Pop  
42|43 PopKit  
44|45 PopKit 7124  
46|47 Hopp  
48|49 HoppKit  
50|51 Hyke  
52|53 HykeKit  
54|55 Hyppo 7000

---


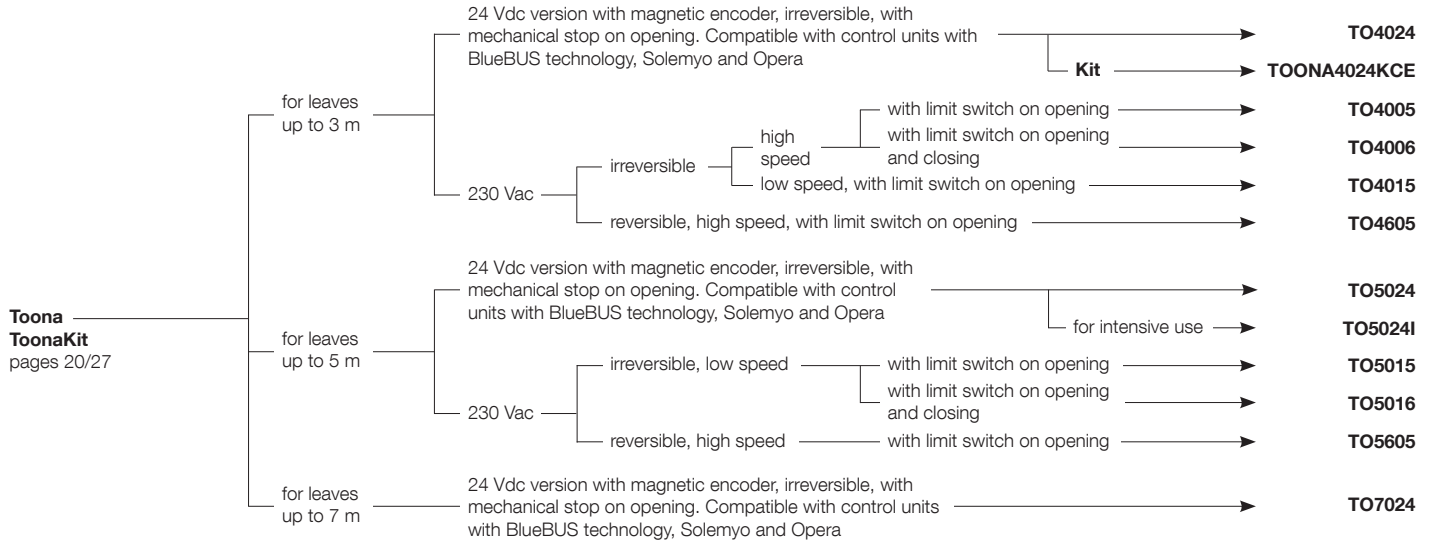
**Underground installation**

56|57 X-Metro  
58|59 X-MetroKit 2024  
60|61 X-MetroKit 2124  
62|63 Metroplex  
64|65 Big-Metro

# Nice Selection guide

Follow the arrow and choose the right product

## Surface mounted, also available in kit




## Surface mounted, with articulated arm, recommended for small posts, in kit

For leaves up to 1.8 m, 24 Vdc irreversible with built-in control unit equipped with BlueBUS technology, compatible for operation with Solemyo and Opera.

Mechanical limit switch on closing.

**WalkyKit**  
pages 36/39





Toona  
ToonaKit



WingoKit



WalkyKit

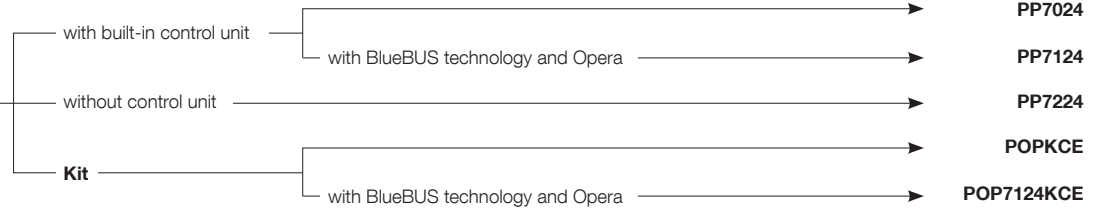


# Nice Selection guide


Follow the arrow and choose the right product

## Surface mounted, articulated arm, also for large size posts and lightweight structures, also available in kit

For leaves up to 2 m  
24 Vdc, irreversible.  
Control units compatible  
with Solemyo.  
With limit switch on opening.  
**Pop**  
**PopKit**  
pages 40/45




For leaves up to 2.4 m,  
24 Vdc, irreversible.  
Control units compatible  
with Solemyo.  
With limit switch on opening.  
**Hopp**  
**HoppKit**  
pages 46/49




## Surface mounted, articulated arm, for large size posts

For leaves up to 3.5 m, 24 Vdc  
irreversible with limit switches  
on opening and closing.  
**Hyke**  
**HykeKit**  
pages 50/53



For leaves up to 3 m,  
irreversible.  
**Hyppo**  
pages 54/55



Pop  
PopKit



Hopp  
HoppKit



Hyke  
HykeKit



Hyppo



# Nice Selection guide

Follow the arrow and choose the right product

## Underground installation, ultra compact

For leaves up to 2.3 m, 24 Vdc irreversible, mechanical limit switches on opening and closing.

**X-Metro**  
**X-MetroKit**  
pages 56/61

compatible with control units for operation with Solemyo

with magnetic encoder, compatible with control units using BlueBUS technology, Solemyo and Opera

Kit

Kit

**XME2024**

→ **XMETRO2024KCE**

**XME2124**

→ **XMETRO2124KCE**

## Underground installation

For leaves up to 3.5 m irreversible.

**Metroplex**  
pages 62/63

24 Vdc version with magnetic encoder. Compatible with control units with BlueBUS technology, Solemyo and Opera

230 Vac

grease lubrication

oil bath lubrication

high speed

low speed

high speed

**ME3024**

→ **ME3000**

→ **ME3000L**

→ **ME3010**

For leaves up to 5 m, irreversible, 24 Vdc version with magnetic encoder. Compatible with control units with BlueBUS technology, Solemyo and Opera

**Big-Metro**  
pages 64/65

→ **BM5024**

X-Metro  
X-MetroKit



Metroplex



Big-Metro





## For swing gates with leaves up to 3 m.

Electromechanical gear motor, surface mounted.

Also available in 24 Vdc version, with magnetic encoder.

Ideal for residential use.

**Reliable:** durability thanks to the housing, made up of two tough aluminium shells with polyester paint finish; more resistant to atmospheric agents.

Internal moving parts completely in steel, light alloys and technopolymers.

**Silent:** patented layout of internal parts and lead nut in bronze.

**Generously sized and practical connection compartment:** rapid and easy access from above to internal parts located in the upper section of the motor.

**Simple installation and maintenance;** with built-in capacitor.

### Recommended control units:

Mindy A3, A3F, A6, A6F, A60, A700F; for TO4024 Moonclever MC824H.

### 24 Vdc version with magnetic encoder.

Perfect for intensive use, compatible with the control unit Moonclever MC824H:

- simple programming, by means of a single key;
- self-learning of opening and closing limit positions;
- automatic fault diagnostics;
- programming of pause time;
- pedestrian pass door;
- deceleration on opening and closing;
- obstacle detection with dual technology;
- operation in event of power failure by means of optional rechargeable batteries (PS324);
- provision for connection of latest generation resistive sensitive edges.

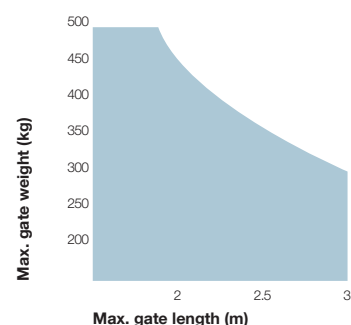
Code	Description	Pack/pallet
<b>TO4024</b>	Irreversible, 24 Vdc, with magnetic encoder, mechanical stop on opening	20
<b>TO4005</b>	Irreversible, 230 Vac, high speed, with limit switch on opening	20
<b>TO4006</b>	Irreversible, 230 Vac, high speed, with limit switch on opening and closing	20
<b>TO4015</b>	Irreversible, 230 Vac, low speed, with limit switch on opening	20
<b>TO4605</b>	Reversible, 230 Vac, high speed, with limit switch on opening	20

## Technical specifications

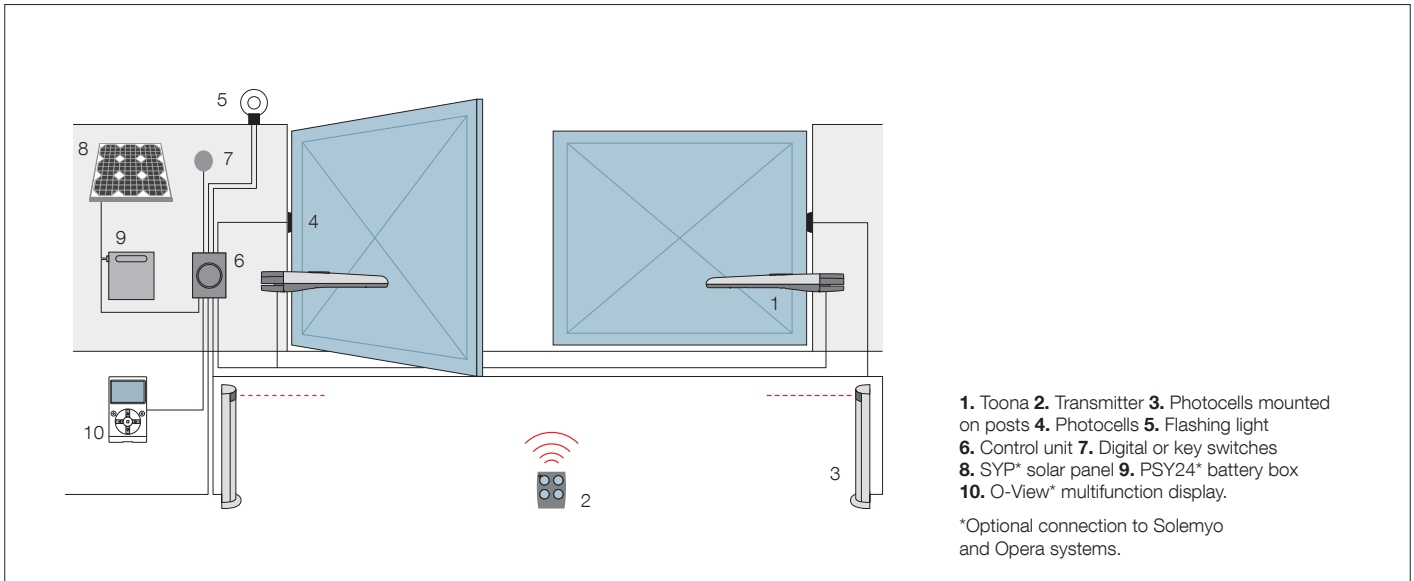
Code	TO4024	TO4005	TO4006	TO4015	TO4605
<b>Electrical data</b>					
Power supply (Vac 50 Hz)*	-	230			
Power supply (Vdc)	24	-			
Absorption (A)	5	1.5		1.3	
Power (W)	120	340		300	
<b>Performance data</b>					
Speed (m/s)	0.016		0.013		0.016
Force (N)	1800				
Work cycle (cycles/hour)	95**	58		54	50
<b>Dimensional and general data</b>					
Protection level (IP)	44				
Working temp. (°C Min/Max)	-20 ÷ +50				
Dimensions (mm)	820x115x105 h				
Weight (kg)	6				

\*60 Hz version available on request. \*\* With optimal installation.

## Utilisation limits



The shape, the height of the gate and the weather conditions can considerably reduce the values shown in the graph to the side. Use in windy areas 230 Vac models.



**Accessories**

Total interchangeability with the series Moby: identical positions and fixing brackets

<b>PLA6</b> Rear bracket 250 mm long. Pc/pack 1	<b>PLA14</b> Screw-adjustable rear bracket. Pc/pack 2	<b>PLA15</b> Screw-adjustable front bracket. Pc/pack 2	<b>PLA10</b> Vertical 12 V electric lock (required for gates longer than 3 m). Pc/pack 1	<b>PLA11</b> Horizontal 12 V electric lock (required for gates longer than 3 m). Pc/pack 1	<b>PLA13</b> Mechanical travel stops for closing and opening manoeuvres. Pc/pack 4

**Accessory**

For 24 Vdc version

<b>TS</b> Signboard. Pc/pack 1	<b>PS324</b> 24 V battery with integrated battery charger. Pc/pack 1

**Solemyo system**



The solar power kit Solemyo to automate gates, garage doors or barrier gates, including those located far from the power mains and without the need for costly and invasive excavation work. See pages 186/187

**Opera system**



The innovative Opera system enables the installer to manage, program and control automation systems, also remotely, simply and safely, with significant savings in time. See pages 140/141

Nice recommends customers order products in pallets in order to facilitate storage and delivery, and ensure packs are uniform. The number of packs per single pallet has been specified for this reason. Approximate draft.



## For swing gates with leaves up to 5 m.

Electromechanical gear motor, surface mounted.

Also available in 24 Vdc version, with magnetic encoder.

Ideal for residential and industrial use.

**Reliable:** durability thanks to the housing, made up of two tough aluminium shells with polyester paint finish; more resistant to atmospheric agents.

Internal moving parts completely in steel, light alloys and technopolymers.

**Silent:** patented layout of internal parts and lead nut in bronze.

**Generously sized and practical connection compartment:** rapid and easy access from above to internal parts located in the upper section of the motor.

**Simple installation and maintenance,** with built-in capacitor.

**TO5024I** ideal for intensive work load, thanks to the torque of 2200 Nm, can work on continuous duty on large sized gates.

### Recommended control units:

Mindy A3, A3F, A6, A6F, A60, A700F; for TO5024 and TO5024I Moonclever MC824H.

### 24 Vdc version with magnetic encoder.

Perfect for intensive use, compatible with the control unit Moonclever MC824H:

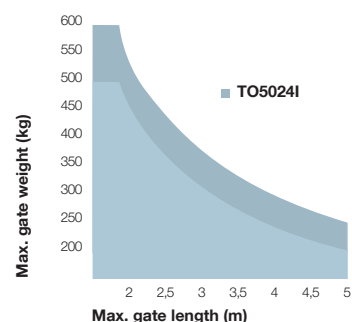
- simple programming, by means of a single key;
- self-learning of opening and closing limit positions;
- automatic fault diagnostics;
- programming of pause time;
- pedestrian pass door;
- deceleration on opening and closing;
- obstacle detection with dual technology;
- operation in event of power failure by means of optional rechargeable batteries (PS324);
- provision for connection of latest generation resistive sensitive edges.

Code	Description	Pack/pallet
<b>TO5024</b>	Irreversible, 24 Vdc, with magnetic encoder, mechanical stop on opening	20
<b>TO5024I</b>	Irreversible, 24 Vdc, with magnetic encoder, mechanical stop on opening; for intensive use	20
<b>TO5015</b>	Irreversible, 230 Vac, low speed, with limit switch on opening	20
<b>TO5016</b>	Irreversible, 230 Vac, low speed, with limit switch on opening and closing	20
<b>TO5605</b>	Reversible, 230 Vac, high speed, with limit switch on opening	20

## Technical specifications

Code	TO5024	TO5024I	TO5015	TO5016	TO5605
<b>Electrical data</b>					
Power supply (Vac 50 Hz)*	-		230		
Power supply (Vdc)	24	-			
Absorption (A)	5	1.5		1.3	
Power (W)	120	340		300	
<b>Performance data</b>					
Speed (m/s)	0.016	0.013		0.016	
Force (N)	1800	2200	1800		
Work cycle (cycles/hour)	95**	75***	54		50
<b>Dimensional and general data</b>					
Protection level (IP)	44				
Working temp. (°C Min/Max)	-20 ÷ +50				
Dimensions (mm)	965x115x105 h				
Weight (kg)	7				

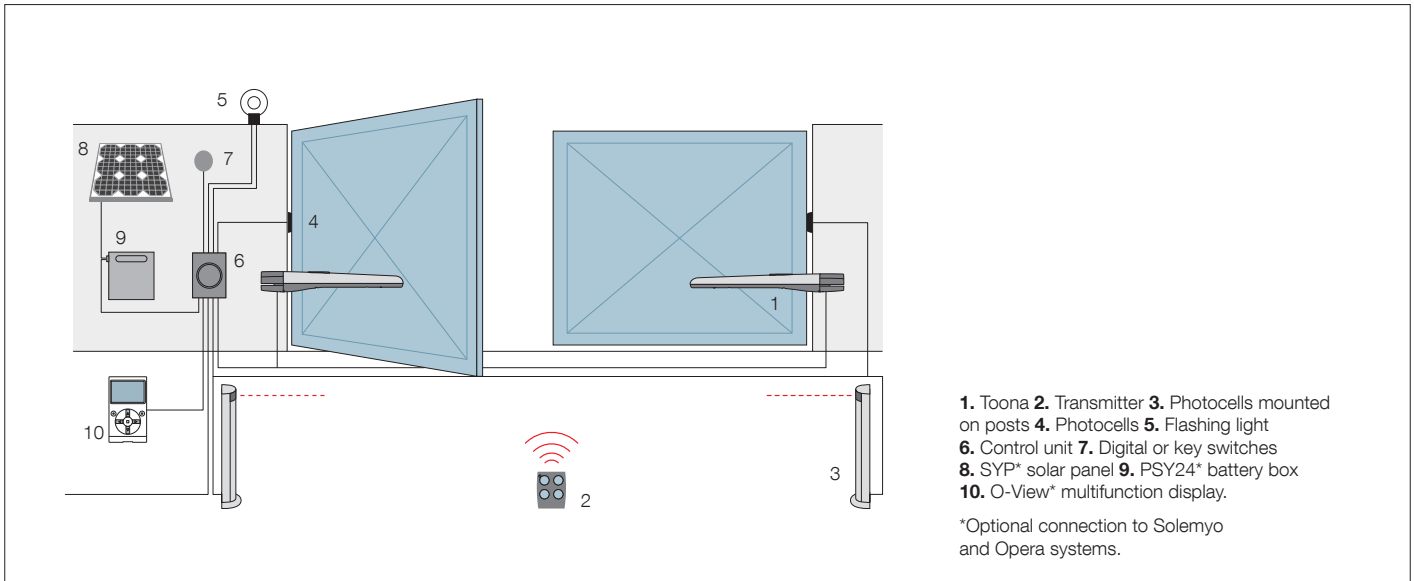
## Utilisation limits



The shape, the height of the gate and the weather conditions can considerably reduce the values shown in the graph to the side. Use in windy areas 230 Vac models.

\*60 Hz version available on request. \*\* With optimal installation. \*\*\* The reduction in number of manoeuvres with respect to the version TO5024 depends solely on the lower manoeuvre speed.





**Accessories**

Total interchangeability with the series Moby: identical positions and fixing brackets

<b>PLA6</b> Rear bracket 250 mm long. Pc/pack 1	<b>PLA8</b> Screw-adjustable front bracket. Pc/pack 1	<b>PLA10</b> Vertical 12 V electric lock (required for gates longer than 3 m). Pc/pack 1	<b>PLA11</b> Horizontal 12 V electric lock (required for gates longer than 3 m). Pc/pack 1	<b>PLA13</b> Mechanical travel stops for closing and opening manoeuvres. Pc/pack 4	<b>TS</b> Signboard. Pc/pack 1

**Accessory**

For 24 Vdc version

**PS324**  
24 V battery  
with integrated  
battery charger.  
Pc/pack 1

**Solemyo system**



The solar power kit Solemyo to automate gates, garage doors or barrier gates, including those located far from the power mains and without the need for costly and invasive excavation work. See pages 186/187

**Opera system**



The innovative Opera system enables the installer to manage, program and control automation systems, also remotely, simply and safely, with significant savings in time. See pages 140/141

Nice recommends customers order products in pallets in order to facilitate storage and delivery, and ensure packs are uniform. The number of packs per single pallet has been specified for this reason. Approximate draft.



## For swing gates with leaves up to 7 m.

Electromechanical gear motor, surface mounted, powered at 24 Vdc, with magnetic encoder. Ideal for industrial installations, designed for intensive use.

**Reliable:** durability thanks to the housing, made up of two tough aluminium shells with polyester paint finish; more resistant to atmospheric agents.

Internal moving parts completely in steel, light alloys and technopolymers.

**Silent:** patented layout of internal parts and lead nut in bronze.

**Generously sized and practical connection compartment:** rapid and easy access from above to internal parts located in the upper section of the motor.

### Control unit Moonclever MC824H:

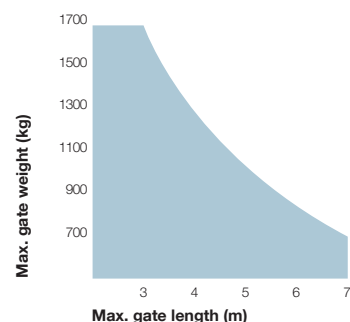
- simple programming, by means of a single key;
- self-learning of opening and closing limit positions;
- automatic fault diagnostics;
- programming of pause time;
- pedestrian pass door;
- deceleration on opening and closing;
- obstacle detection with dual technology;
- operation in event of power failure by means of optional rechargeable batteries (PS324);
- provision for connection of latest generation resistive sensitive edges.

Code	Description	Pack/pallet
TO7024	Irreversible, 24 Vdc, with magnetic encoder, mechanical stop on opening and closing	20

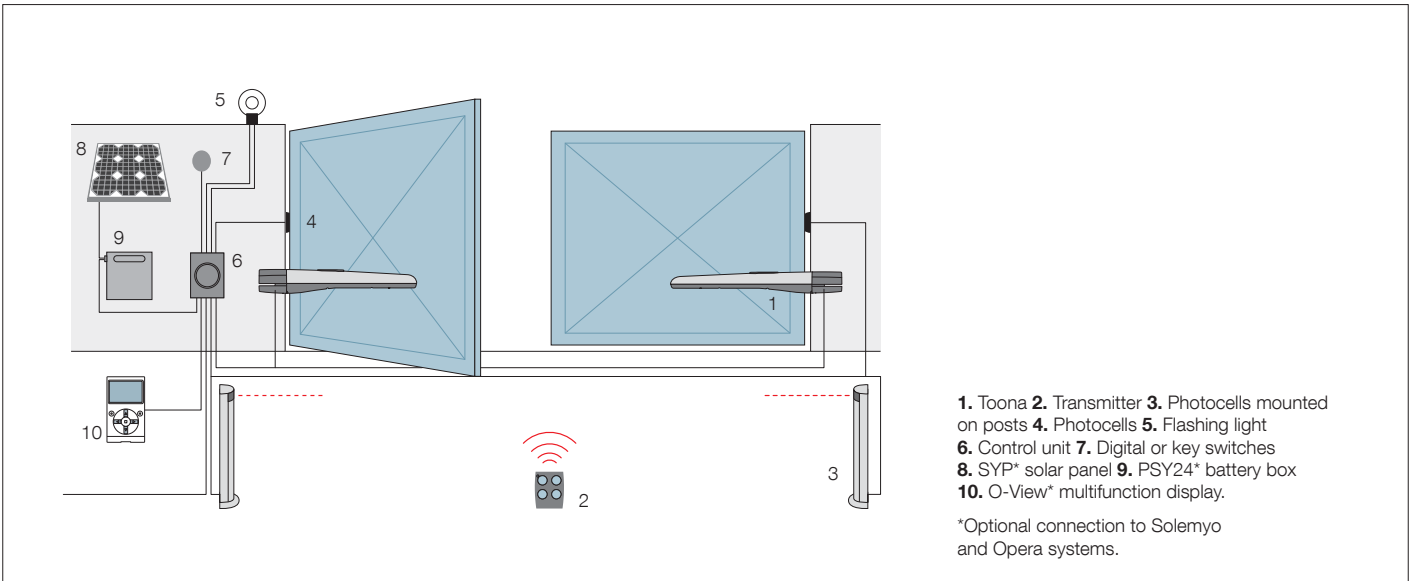
## Technical specifications

Code	TO7024
<b>Electrical data</b>	
Power supply (Vac 50 Hz)	-
Power supply (Vdc)	24
Absorption (A)	5
Power (W)	120
<b>Performance data</b>	
Speed (m/s)	0.013
Force (N)	2700
Work cycle (cycles/hour)	41
<b>Dimensional and general data</b>	
Protection level (IP)	44
Working temp. (°C Min/Max)	-20 ÷ +50
Dimensions (mm)	1200x128x150 h
Weight (kg)	15

## Utilisation limits



The shape, the height of the gate and the weather conditions can considerably reduce the values shown in the graph to the side.



**Accessories**



**PLA10**  
Vertical 12 V electric lock  
(required for gates longer than 3 m).  
Pc/pack 1



**PLA11**  
Horizontal 12 V electric lock  
(required for gates longer than 3 m).  
Pc/pack 1



**TS**  
Signboard.  
Pc/pack 1



**PS324**  
24 V battery  
with integrated  
battery charger.  
Pc/pack 1

**Solemyo system**




The solar power kit Solemyo to automate gates, garage doors or barrier gates, including those located far from the power mains and without the need for costly and invasive excavation work.  
See pages 186/187

**Opera system**



The innovative Opera system enables the installer to manage, program and control automation systems, also remotely, simply and safely, with significant savings in time.  
See pages 140/141



**For swing gates with leaves up to 3 m**, ideal for residential use. Electromechanical gear motor, surface mounted, powered at 24 Vdc, with magnetic encoder.

**Reliable:** durability thanks to the housing, made up of two tough aluminium shells with polyester paint finish; more resistant to atmospheric agents.

Internal moving parts completely in steel, light alloys and technopolymers.

**Silent:** patented layout of internal parts and lead nut in bronze.

**Generously sized and practical connection compartment:** rapid and easy access from above to internal parts located in the upper section of the motor.

**Ease of installation and maintenance.**

**Control unit Moonclever MC824H:**

- simple programming, by means of a single key;
- self-learning of opening and closing limit positions;
- automatic fault diagnostics;
- programming of pause time;
- pedestrian pass door;
- deceleration on opening and closing;
- obstacle detection with dual technology;
- operation in event of power failure by means of optional rechargeable batteries (PS324);
- provision for connection of latest generation resistive sensitive edges.

<b>ON2</b> 	<b>MC824H</b> 	<b>MOFB</b> 
<b>MOSE</b> 	<b>MLBT</b> 	<b>TS</b> 

**The kit contains:**

**TO4024** 2 electromechanical irreversible gear motors, surface mounted. With mechanical stop on opening.  
**ON2** 1 transmitter 433.92 MHz, 2 channels. **MC824H** 1 control unit with OXI plug-in receiver.  
**MOFB** 1 couple of external photocells designed for connection by Nice BlueBUS.  
**MOSE** 1 key selector switch for outdoor installation. **MLBT** 1 flashing light with integrated aerial.  
**TS** 1 signboard.

Code	Description	Pack/pallet
<b>TOONA4024KCE</b>	Kit for swing gates with leaves up to 3 m, 24 Vdc, surface mounted	12

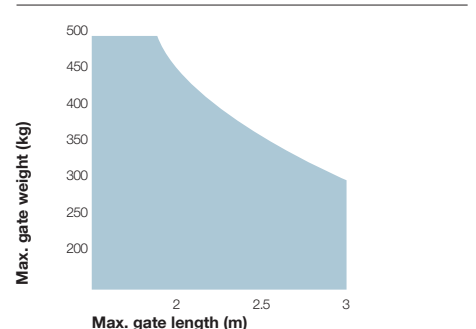
**N.B.** The content of the package may vary: consult the retailer.

**Technical specifications**

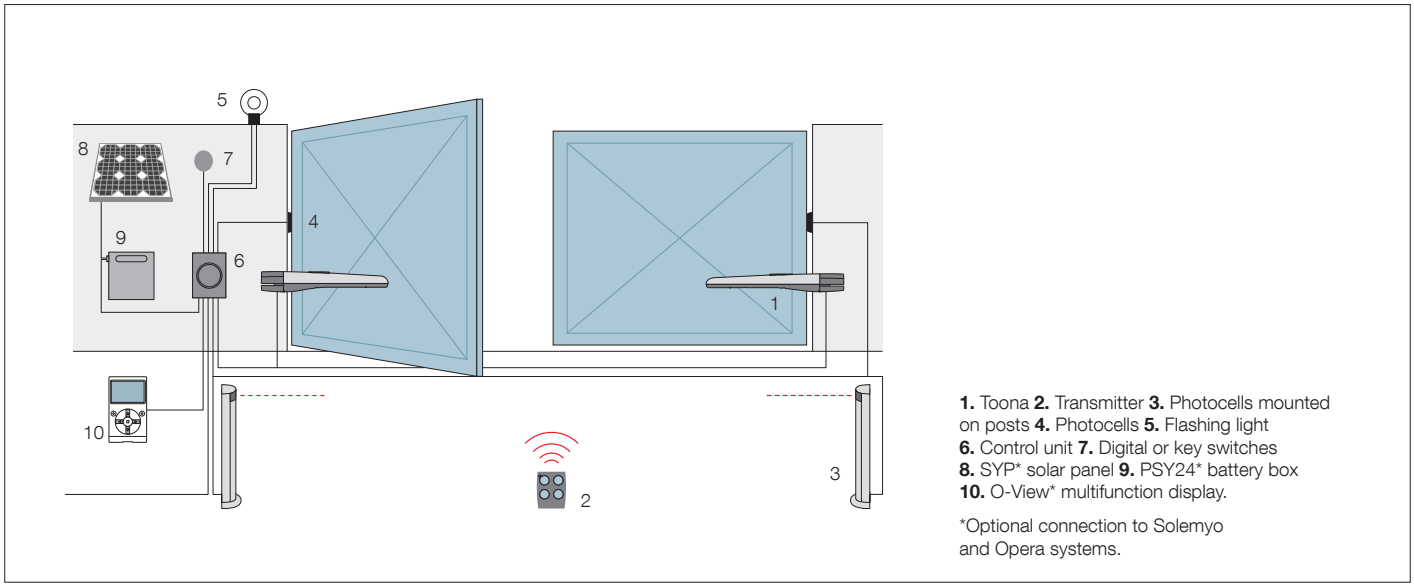
Code	TO4024
<b>Electrical data</b>	
Power supply (Vdc)	24
Absorption (A)	5
Power (W)	120
<b>Performance data</b>	
Speed (m/s)	0.016
Force (N)	1800
Work cycle (cycles/hour)	95*
<b>Dimensional and general data</b>	
Protection level (IP)	44
Working temp. (°C Min/Max)	-20 ÷ +50
Dimensions (mm)	820x115x105 h
Weight (kg)	6

\* With optimal installation.

**Utilisation limits**



The shape, the height of the gate and the weather conditions can considerably reduce the values shown in the graph to the side.



**Accessories**

Total interchangeability with the series Moby: identical positions and fixing brackets

- |  |  |  |   |   |   |
|--|--|--|---|---|---|
|  |  |  |                 |                 |         |
| <b>PLA6</b><br>Rear bracket<br>250 mm long.<br>Pc/pack 1                           | <b>PLA14</b><br>Screw-adjustable<br>rear bracket.<br>Pc/pack 2                     | <b>PLA15</b><br>Screw-adjustable<br>front bracket.<br>Pc/pack 2                    | <b>PLA10</b><br>Vertical 12 V electric lock<br>(required for gates longer than 3 m).<br>Pc/pack 1 | <b>PLA11</b><br>Horizontal 12 V electric lock<br>(required for gates longer than 3 m).<br>Pc/pack 1 | <b>PLA13</b><br>Mechanical travel stops<br>for closing and opening manoeuvres.<br>Pc/pack 4 |

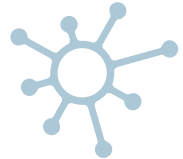
- 
- PS324**  
24 V battery  
with integrated  
battery charger.  
Pc/pack 1

**Solemyo system**



The solar power kit Solemyo to automate gates, garage doors or barrier gates, including those located far from the power mains and without the need for costly and invasive excavation work. See pages 186/187

**Opera system**



The innovative Opera system enables the installer to manage, program and control automation systems, also remotely, simply and safely, with significant savings in time. See pages 140/141





**For swing gates with leaves up to 2 m, surface mounted.**

- Reliable and silent:** patented layout of internal parts, fewer moving parts.
- Easy to install:** after the gear motor has been assembled, all electrical connections are made from above.
- Built-in capacitor.**
- User-friendly release** with personalised Nice key or standard lock (optional).
- Pre-assembled,** travel stops PLA13 on opening.
- A400 control unit** for 2 motors, microprocessor logic, with obstacle detection system, IP55 case.



**The kit contains:**  
**WG4000** 2 surface-mounted electromechanical gear motors, with Nice key release.  
**FLO2R-S** 1 transmitter 433.92 MHz, 2 channels. **A400** 1 control unit A400 with SMX1 plug-in receiver.  
**MOF** 1 pair of photocells for outdoor installation. **MOSE** 1 key selector switch for outdoor installation.  
**MLT** 1 flashing light with integrated aerial. **PLA13** 2 travel stops for opening manoeuvres. **TS** 1 signboard.

Code	Description	Pack/pallet
<b>WINGOKCE</b>	Kit for swing gates with leaves up to 2 m, surface mounted	12

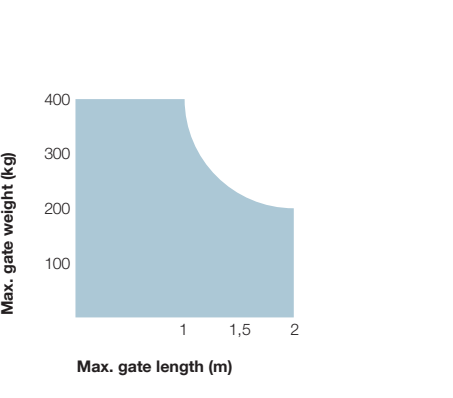
**N.B.** The content of the package may vary: consult the retailer.

**Technical specifications**

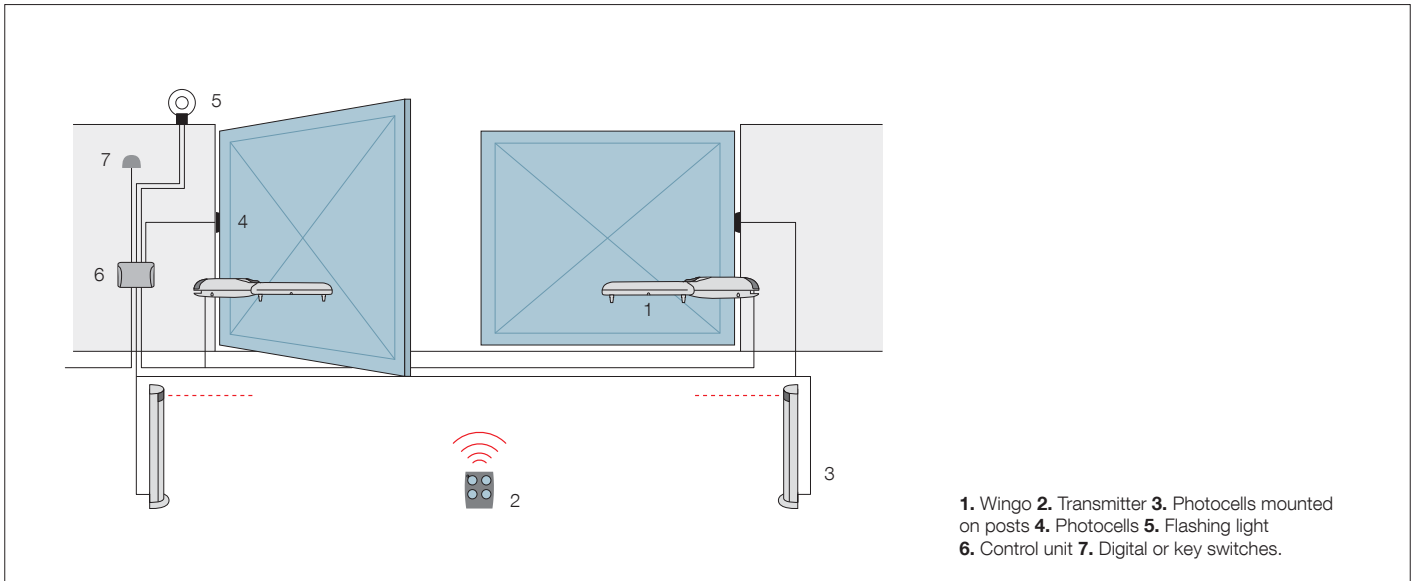
Code	WG4000
<b>Electrical data</b>	
Power supply (Vac 50 Hz)*	230
Absorption (A)	1.5
Power (W)	200
<b>Performance data</b>	
Speed (m/s)	0.016
Force (N)	1500
Work cycle (cycles/hour)	30
<b>Dimensional and general data</b>	
Protection level (IP)	44
Working temp. (°C Min/Max)	-20 ÷ +50
Dimensions (mm)	770x98x95 h
Weight (kg)	6

\*60 Hz version available on request.

**Utilisation limits**



Nice recommends customers order products in pallets in order to facilitate storage and delivery, and ensure packs are uniform. The number of packs per single pallet has been specified for this reason. Approximate draft.



**Accessories**



**PLA14**  
Screw-adjustable rear bracket.  
Pc/pack 2



**PLA15**  
Screw-adjustable front bracket.  
Pc/pack 2



**CM-B**  
Pawl with two metal release keys.



**PLA13**  
Mechanical travel stops for closing and opening manoeuvres.  
Pc/pack 4



**WG4024**



**FLO2R-S**



**MC424L**



**MOF**



**MOSE**



**ML24T**



**PLA13 TS**



**The kit contains:**

**WG4024** 2 surface-mounted electromechanical gear motors, with Nice key release.  
**FLO2R-S** 1 transmitter 433.92 MHz, 2 channels. **MC424L** 1 control unit with SMXI plug-in receiver.  
**MOF** 1 pair of photocells for outdoor installation. **MOSE** 1 key selector switch for outdoor installation.  
**ML24T** 1 flashing light with integrated aerial. **PLA13** 2 travel stops for opening manoeuvres.  
**TS** 1 signboard.

**For swing gates with leaves up to 2 m, surface mounted.**

24 Vdc electromechanical gear motor.

**Reliable and silent:**

patented layout of internal parts, fewer moving parts.

**Easy to install:**

after the gear motor has been assembled, all electrical connections are made from above.

**User-friendly release** with personalised Nice key or standard lock (optional).

**Pre-assembled**, travel stops PLA13 on opening.

**Moonclever control unit MC424L:**

- simple programming, by means of a single key;
- clutch with anti-crush safety feature;
- automatic memorization of limit switches on opening and closing with self-learning function;
- programming of pause time;
- pedestrian pass door;
- deceleration on opening and closing;
- obstacle detection system;
- can be linked to the 8.2 KOhm resistive sensitive edge;
- continues to work even during power failures using optional (PS124) batteries that fit inside the control unit.

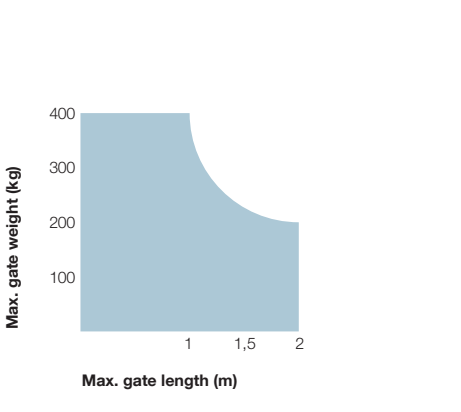
Code	Description	Pack/pallet
<b>WINGO4024KCE</b>	Kit for swing gates with leaves up to 2 m, 24 Vdc, surface mounted	12

**N.B.** The content of the package may vary: consult the retailer.

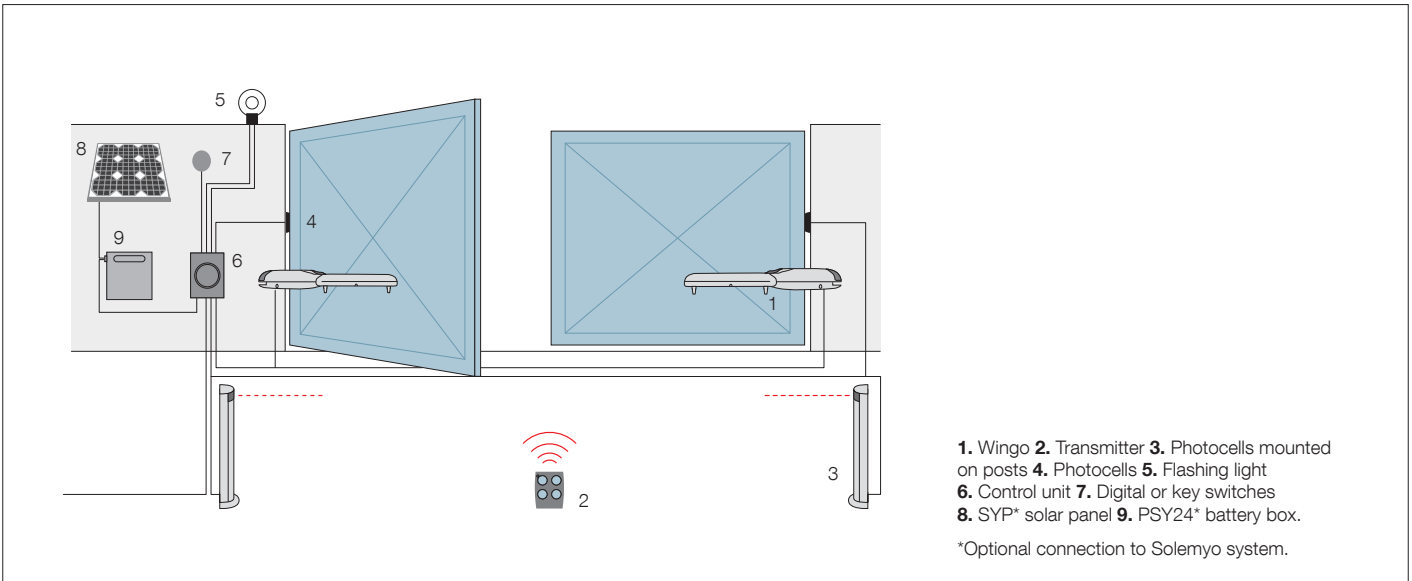
**Technical specifications**

Code	WG4024
<b>Electrical data</b>	
Power supply (Vdc)	24
Absorption (A)	3.5
Power (W)	85
<b>Performance data</b>	
Speed (m/s)	0.018
Force (N)	1500
Work cycle (cycles/hour)	30
<b>Dimensional and general data</b>	
Protection level (IP)	44
Working temp. (°C Min/Max)	-20 ÷ +50
Dimensions (mm)	770x98x95 h
Weight (kg)	17

**Utilisation limits**







**Accessories**



**PS124**  
 24 V battery with integrated battery charger.  
 Pc/pack 1



**PLA14**  
 Screw-adjustable rear bracket.  
 Pc/pack 2



**PLA15**  
 Screw-adjustable front bracket.  
 Pc/pack 2



**CM-B**  
 Pawl with two metal release keys.



**PLA10**  
 Vertical 12 V electric lock (required for gates longer than 3 m).  
 Pc/pack 1



**PLA11**  
 Horizontal 12 V electric lock (required for gates longer than 3 m).  
 Pc/pack 1



**PLA13**  
 Mechanical travel stops for closing and opening manoeuvres.  
 Pc/pack 4

**Solemyo system**



The solar power kit Solemyo to automate gates, garage doors or barrier gates, including those located far from the power mains and without the need for costly and invasive excavation work.  
 See pages 186/187



WG5000



**For swing gates with leaves up to 3.5 m, surface mounted.**

**Reliable and silent:**

patented layout of internal parts, fewer moving parts.

**Easy to install:** after the gear motor has been assembled, all electrical connections are made from above.

**Built-in capacitor.**

**User-friendly release** with personalised Nice key or standard lock (optional).

**Pre-assembled,** travel stops PLA13 on opening.

**A60 control unit** for two 230 Vac motors with electronic clutch and slowdown, IP55 casing.



**The kit contains:**

**WG5000** 2 surface-mounted electromechanical gear motors, with Nice key release.  
**FLO2R-S** 1 transmitter 433.92 MHz, 2 channels. **A60** 1 control unit A60 with SMXI plug-in receiver.  
**MOF** 1 pair of photocells for outdoor installation. **MOSE** 1 key selector switch for outdoor installation.  
**MLT** 1 flashing light with integrated aerial. **PLA13** 2 travel stops for opening manoeuvres. **TS** 1 signboard.

Code	Description	Pack/pallet
<b>WINGO5KCE</b>	Kit for swing gates with leaves up to 3.5 m, surface mounted	12

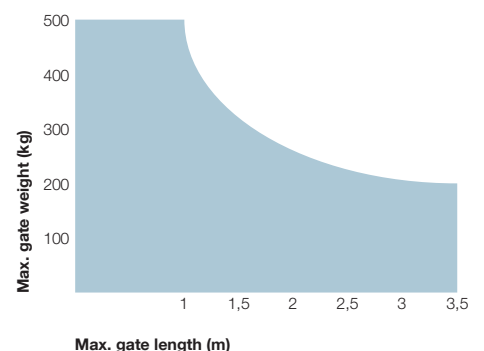
**N.B.** The content of the package may vary: consult the retailer.

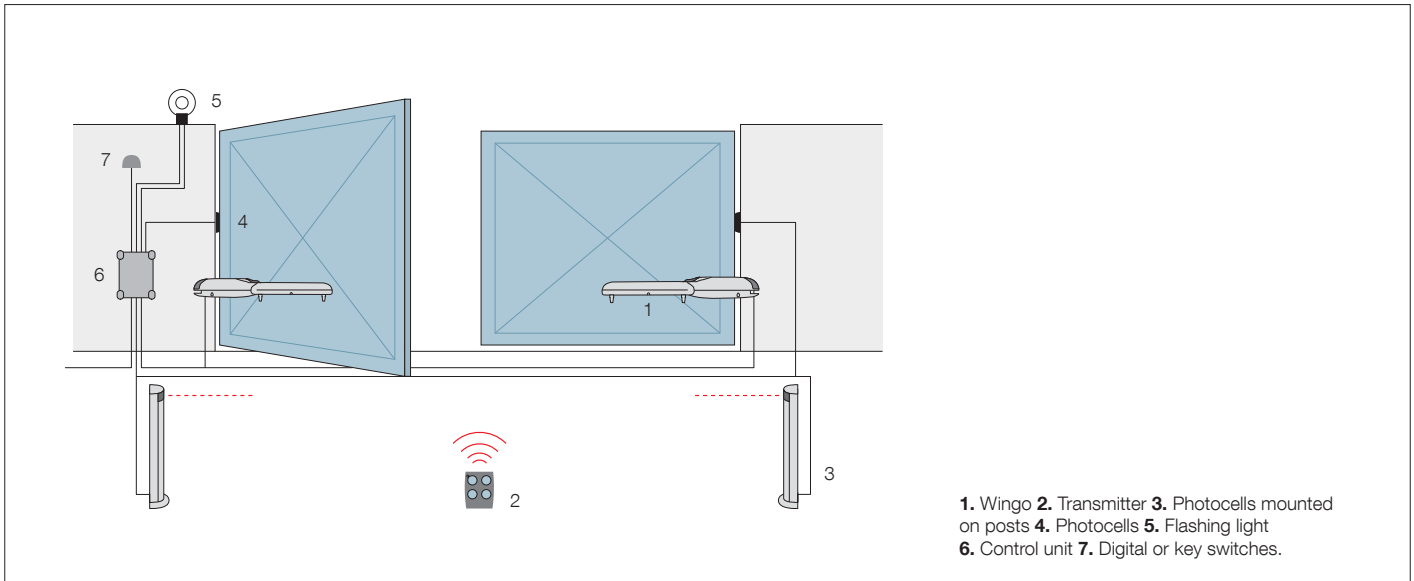
**Technical specifications**

Code	WG5000
<b>Electrical data</b>	
Power supply (Vac 50 Hz)*	230
Absorption (A)	1.5
Power (W)	200
<b>Performance data</b>	
Speed (m/s)	0.013
Force (N)	1700
Work cycle (cycles/hour)	30
<b>Dimensional and general data</b>	
Protection level (IP)	44
Working temp. (°C Min/Max)	-20 ÷ +50
Dimensions (mm)	920x98x95 h
Weight (kg)	6

\*60 Hz version available on request.

**Utilisation limits**





### Accessories



**PLA6**  
Rear bracket  
250 mm long.  
Pc/pack 1



**PLA8**  
Screw-adjustable  
front bracket.  
Pc/pack 1



**CM-B**  
Pawl with two metal  
release keys.



**PLA10**  
Vertical 12 V electric lock  
(required for gates longer  
than 3 m).  
Pc/pack 1




**PLA11**  
Horizontal 12 V electric lock  
(required for gates longer  
than 3 m).  
Pc/pack 1



**PLA13**  
Mechanical travel stops  
for closing and opening  
manoeuvres.  
Pc/pack 4



WG5024



## For swing gates with leaves up to 3.5 m, surface mounted.

24 Vdc electromechanical gear motor.

### Reliable and silent:

patented layout of internal parts, fewer moving parts.

### Easy to install:

after the gear motor has been assembled, all electrical connections are made from above.

**User-friendly release** with personalised Nice key or standard lock (optional).

**Pre-assembled**, travel stops PLA13 on opening.

### Moonclever control unit MC424L:

- simple programming, by means of a single key;
- clutch with anti-crush safety feature;
- automatic memorization of limit switches on opening and closing with self-learning function;
- programming of pause time;
- pedestrian pass door;
- deceleration on opening and closing;
- obstacle detection system;
- can be linked to the 8.2 KOhm resistive sensitive edge;
- continues to work even during power failures using optional (PS124) batteries that fit inside the control unit.

FLO2R-S



MC424L



MOF



MOSE



ML24T



PLA13 TS



### The kit contains:

**WG5024** 2 surface-mounted electromechanical gear motors, with Nice key release.  
**FLO2R-S** 1 transmitter 433.92 MHz, 2 channels. **MC424L** 1 control unit with SMXI plug-in receiver.  
**MOF** 1 pair of photocells for outdoor installation. **MOSE** 1 key selector switch for outdoor installation.  
**ML24T** 1 flashing light with integrated aerial. **PLA13** 2 travel stops for opening manoeuvres.  
**TS** 1 signboard.

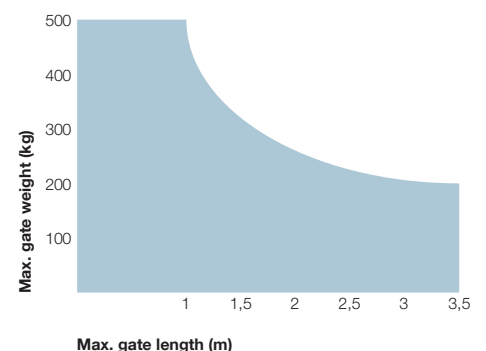
Code	Description	Pack/pallet
WINGO5024KCE	Kit for swing gates with leaves up to 3.5 m, 24 Vdc, surface mounted	12

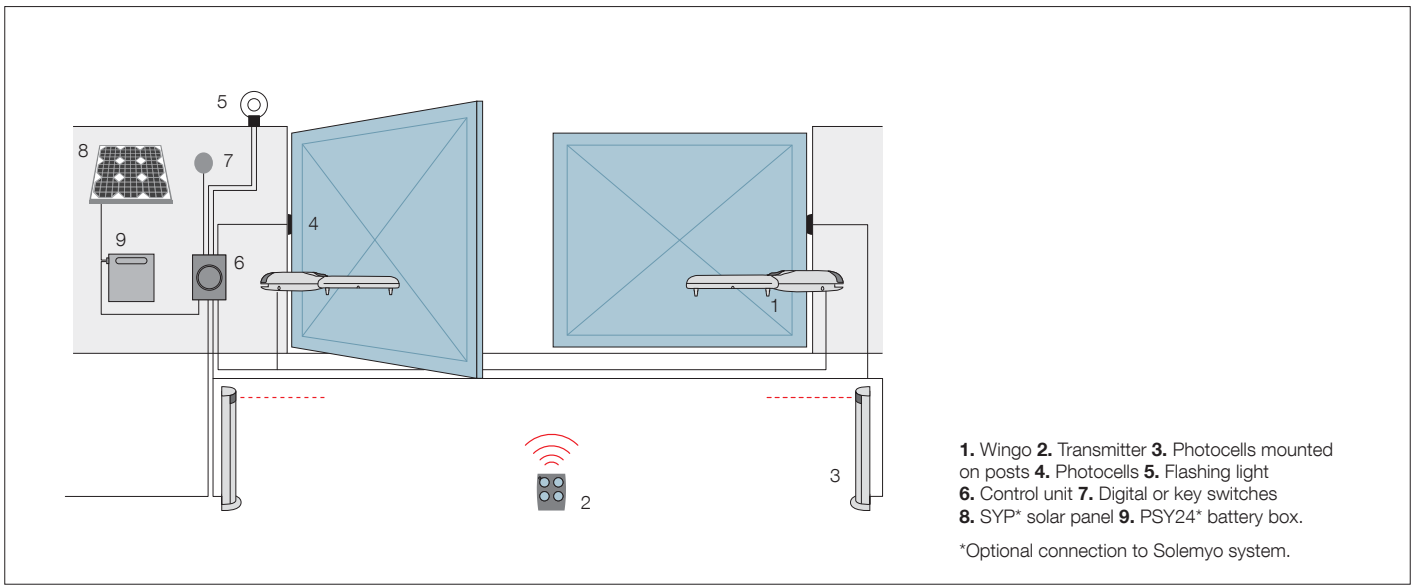
**N.B.** The content of the package may vary: consult the retailer.

### Technical specifications








Code	WG5024
<b>Electrical data</b>	
Power supply (Vdc)	24
Absorption (A)	3.5
Power (W)	85
<b>Performance data</b>	
Speed (m/s)	0.016
Force (N)	1500
Work cycle (cycles/hour)	30
<b>Dimensional and general data</b>	
Protection level (IP)	44
Working temp. (°C Min/Max)	-20 ÷ +50
Dimensions (mm)	920x98x95 h
Weight (kg)	18

### Utilisation limits





**Accessories**

- |  |  |  |  |  |  |
|--|--|--|--|--|--|
|        |  |  |  |            |              |
| <b>PS124</b><br>24 V battery with integrated battery charger.<br>Pc/pack 1               | <b>PLA6</b><br>Rear bracket 250 mm long.<br>Pc/pack 1                              | <b>PLA8</b><br>Screw-adjustable front bracket.<br>Pc/pack 1                        | <b>CM-B</b><br>Pawl with two metal release keys.                                   | <b>PLA10</b><br>Vertical 12 V electric lock (required for gates longer than 3 m).<br>Pc/pack 1 | <b>PLA11</b><br>Horizontal 12 V electric lock (required for gates longer than 3 m).<br>Pc/pack 1 |
|        |  |  |  |  |  |
| <b>PLA13</b><br>Mechanical travel stops for closing and opening manoeuvres.<br>Pc/pack 4 |  |  |  |  |  |

**Solemyo system**



The solar power kit Solemyo to automate gates, garage doors or barrier gates, including those located far from the power mains and without the need for costly and invasive excavation work.  
See pages 186/187



WL1024C

Integrated arm with anti-shear protection and mechanical limit stop on closure



Built-in control unit with provision for battery housing

ON2



TS



**The kit contains:**

**WL1024C** 1 electromechanical gear motor, surface mounted, with built-in control unit and OXI plug-in receiver.

**ON2** 1 transmitter 433.92 MHz, 2 channels.

**TS** 1 signboard.

**For swing gates with leaves up to 1.8 m.**

Especially suited to gates in wood or PVC.

Irreversible electromechanical gear motor at 24 Vdc, with articulated arm.

**Ultra compact:** ideal for pedestrian gates, recommended for small posts (width 8 cm).

**Safe:** thanks to the irreversible motor and anti-shear arm with built-in mechanical stop on closure (with installation of entire arm).

**Practical:** the articulated arm enables installation in specific conditions, such as in the presence of small walls or obstacles adjacent to the post.

**Quick:** no waiting in front of the gate, just 7 seconds to open or close (in optimal installation conditions, with reduced arm and 90° opening).

**Convenient:** incorporable flashing Led indicator, with courtesy light function (WLT, optional); rapid motor release for manual movement of the gate.

**Built-in control unit:**

- simple programming;
- self-learning of opening and closing limit positions;
- automatic fault diagnostics;
- programming of pause time;
- pedestrian pass door;
- deceleration on opening and closing;
- provision for connection of latest generation resistive sensitive edges.

**No black out:** operation in the event of a power failure by means of optional batteries (PS424) housed inside the motor.

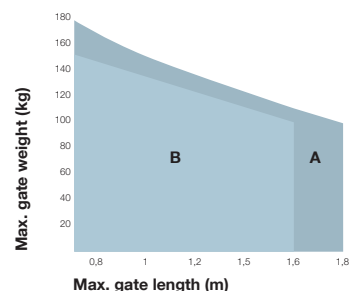
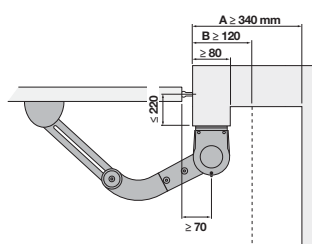
Code	Description	Pack/pallet
<b>WALKY1024KCE</b>	Kit for swing gates with leaves up to 1.8 m, 24 Vdc, surface mounted	18

**N.B.** The content of the package may vary: consult the retailer.

**Technical specifications**

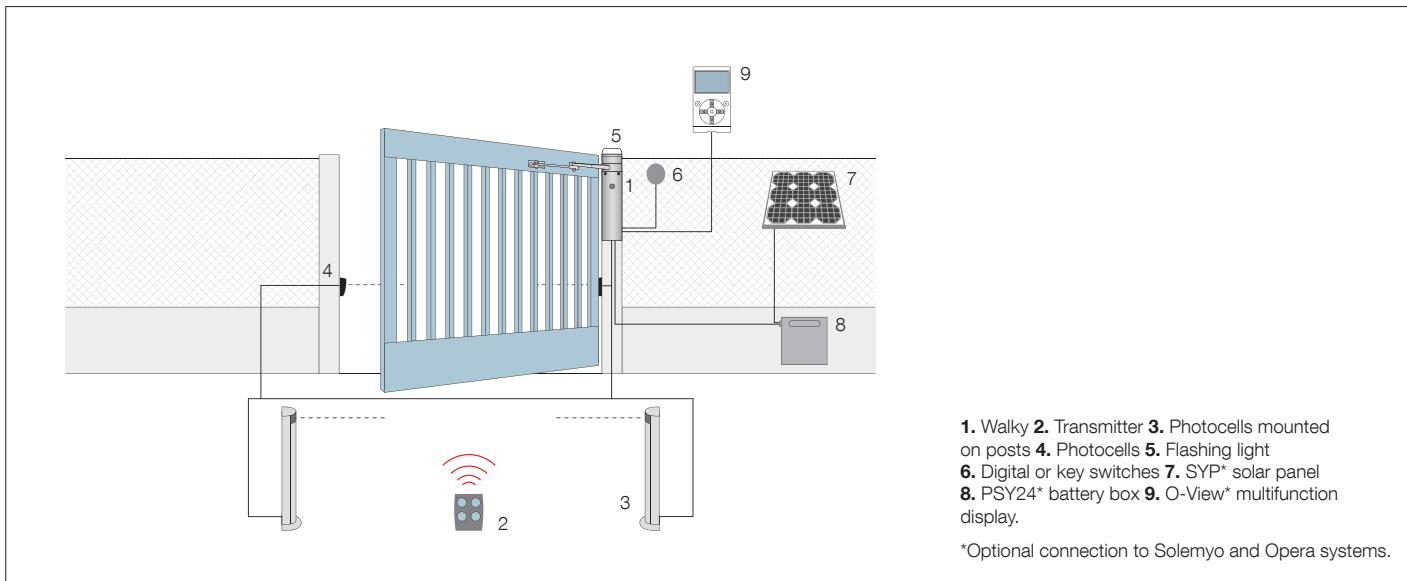
Code	WL1024C
<b>Electrical data</b>	
Power supply (Vac 50/60 Hz)	230
Power supply (Vdc)	-
Absorption (A)	0.8
Power (W)	120
<b>Performance data</b>	
Speed (Rpm)	1.5 - 2.2
Torque (Nm)	120
Work cycle (cycles/hour)	50
<b>Dimensional and general data</b>	
Protection level (IP)	44
Working temp. (°C Min/Max)	-20° ÷ +50°
Dimensions (mm)	90x125x385 h
Weight (kg)	4.8

**Utilisation limits**



**A** Entire arm  
**B** Reduced arm

The shape, the height of the gate and the weather conditions can considerably reduce the values shown in the graph to the side.



**1.** Walky **2.** Transmitter **3.** Photocells mounted on posts **4.** Photocells **5.** Flashing light **6.** Digital or key switches **7.** SYP\* solar panel **8.** PSY24\* battery box **9.** O-View\* multifunction display.  
\*Optional connection to Solemyo and Opera systems.

**Accessories**



**WLA1**  
Spare control unit, for WL1024C.



**PS424**  
Buffer battery.  
Pc/pack 1



**PLA10**  
Vertical 12 V electric lock (required for gates longer than 3 m).  
Pc/pack 1



**PLA11**  
Horizontal 12 V electric lock (required for gates longer than 3 m).  
Pc/pack 1

**Wallyght**



**WLT**  
Multi-function Led indicator.  
See pages 203  
Pc/pack 1

**Solemyo system**



The solar power kit Solemyo to automate gates, garage doors or barrier gates, including those located far from the power mains and without the need for costly and invasive excavation work.  
See pages 186/187

**Opera system**



The innovative Opera system enables the installer to manage, program and control automation systems, also remotely, simply and safely, with significant savings in time.  
See pages 140/141





## For swing gates with leaves up to 1.8 m.

Especially suited to gates in wood or PVC.

Irreversible electromechanical gear motor at 24 Vdc, with articulated arm.

**Ultra compact:** ideal for pedestrian gates, recommended for small posts (width 8 cm).

**Safe:** thanks to the irreversible motor and anti-shear arm with built-in mechanical stop on closure (with installation of entire arm).

**Practical:** the articulated arm enables installation in specific conditions, such as in the presence of small walls or obstacles adjacent to the post.

**Quick:** no waiting in front of the gate, just 7 seconds to open or close (in optimal installation conditions, with reduced arm and 90° opening).

**Convenient:** incorporable flashing Led indicator, with courtesy light function (WLT, optional); rapid motor release for manual movement of the gate.

### Built-in control unit:

- simple programming;
- self-learning of opening and closing limit positions;
- automatic fault diagnostics;
- programming of pause time;
- pedestrian pass door;
- deceleration on opening and closing;
- provision for connection of latest generation resistive sensitive edges.

**No black out:** operation in the event of a power failure by means of optional batteries (PS424) housed inside the motor.

<b>ON2</b> 	<b>MOFB</b> 	<b>MOSE</b> 
<b>WLT</b> 	<b>TS</b> 	

### The kit contains:

**WL1024C + WL1024** 2 electromechanical gear motors, surface mounted. WL1024C (with control unit and OXI plug-in receiver), WL1024 (without control unit). **ON2** 1 transmitter 433.92 MHz, 2 channels. **MOFB** 1 couple of external photocells designed for connection by Nice BlueBUS. **MOSE** 1 key selector switch for outdoor installation. **WLT** 1 flashing light. **TS** 1 signboard.

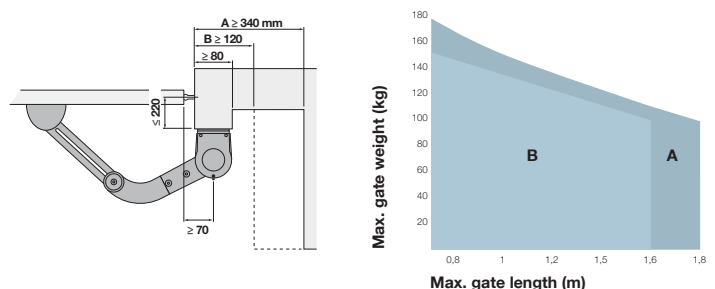
Code	Description	Pack/pallet
<b>WALKY2024KCE</b>	Kit for swing gates with leaves up to 1.8 m, 24 Vdc, with articulated arm, surface mounted	18

**N.B.** The content of the package may vary: consult the retailer.

## Technical specifications

Code	WL1024C	WL1024
<b>Electrical data</b>		
Power supply (Vac 50/60 Hz)	230	-
Power supply (Vdc)	-	24
Absorption (A)	0.8	2
Power (W)	120	30
<b>Performance data</b>		
Speed (Rpm)	1.5 - 2.2	
Torque (Nm)	120	
Work cycle (cycles/hour)	50	
<b>Dimensional and general data</b>		
Protection level (IP)	44	
Working temp. (°C Min/Max)	-20° ÷ +50°	
Dimensions (mm)	90x125x385 h	
Weight (kg)	4.8	4.3

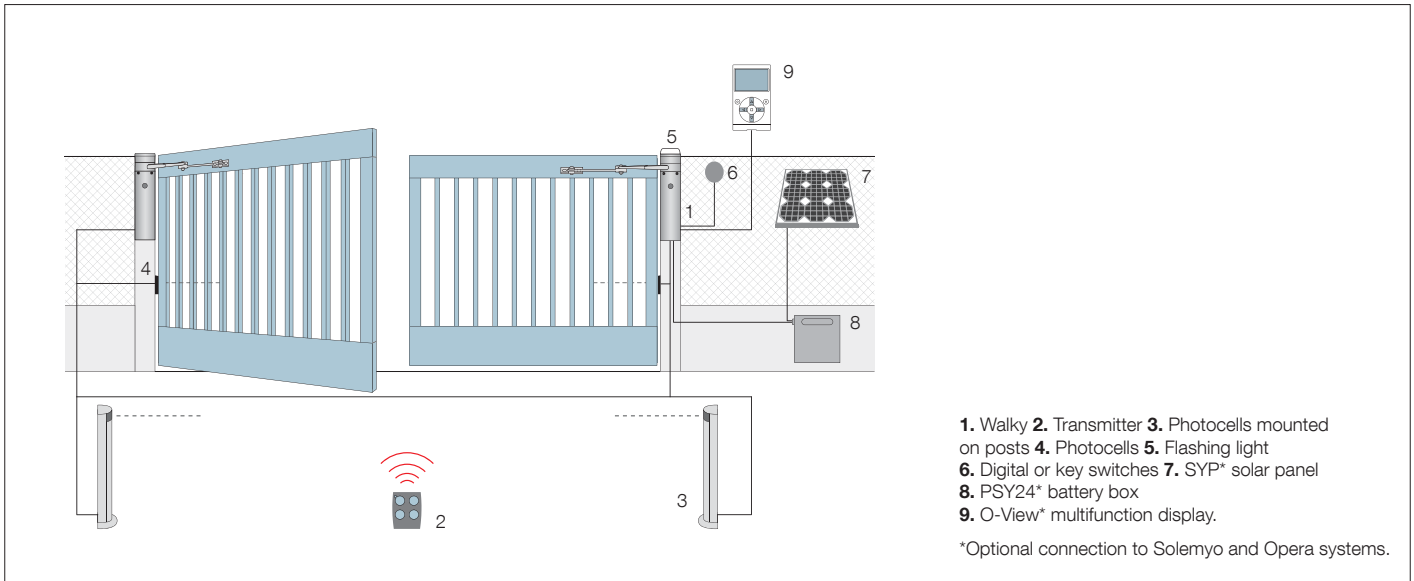
## Utilisation limits



**A** Entire arm  
**B** Reduced arm

The shape, the height of the gate and the weather conditions can considerably reduce the values shown in the graph to the side.





**1.** Walky **2.** Transmitter **3.** Photocells mounted on posts **4.** Photocells **5.** Flashing light **6.** Digital or key switches **7.** SYP\* solar panel **8.** PSY24\* battery box **9.** O-View\* multifunction display.  
\*Optional connection to Solemyo and Opera systems.

**Accessories**



**WLA1**  
Spare control unit, for WL1024C.



**PS424**  
Buffer battery.  
Pc/pack 1



**PLA10**  
Vertical 12 V electric lock (required for gates longer than 3 m).  
Pc/pack 1



**PLA11**  
Horizontal 12 V electric lock (required for gates longer than 3 m).  
Pc/pack 1

**Wallyght**



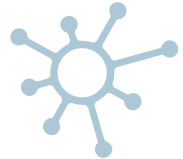
**WLT**  
Multi-function Led indicator.  
See pages 203  
Pc/pack 1

**Solemyo system**



The solar power kit Solemyo to automate gates, garage doors or barrier gates, including those located far from the power mains and without the need for costly and invasive excavation work.  
See pages 186/187

**Opera system**



The innovative Opera system enables the installer to manage, program and control automation systems, also remotely, simply and safely, with significant savings in time.  
See pages 140/141





**For swing gates with leaves up to 2 m, and versions with large pillars and lightweight structures.**

Irreversible electromechanical 24 Vdc gear motor **with articulated arm**, surface mounted. Intensive use.

**24 Vdc versions complete with limit switch on opening:**

- with built-in control unit, compatible for operation with Solemyo system (PP7024);
- with built-in control unit, compatible for operation with Opera and Solemyo systems and Nice BlueBUS technology (PP7124);
- without control unit (PP7224).

**Resistant and compact:** 167 mm in width, ideal for any kind of post. Small shockproof body with aluminium base.

**Energy saving, respect for the environment, autonomy:** 3 standby modes to reduce mains consumption, or battery power consumption if connected to the Solemyo kit.

**Powerful:** thanks to the 250 Nm torque (in the versions PP7124 or PP7124+PP7224).

**No blackout:** with the optional batteries (PS124) housed inside the gear motor.

**User friendly:** release with personalized Nice key, designed for cord-type release.

**Easy to install:** no welding.

**Built-in control unit.**

Just 3 keys to facilitate programming:

- deceleration on opening and closing;
- obstacle detection system, can be linked to the 8.2 KOhm resistive sensitive edge, fototest;
- easy option of connecting additional pairs of photocells, foto2 (for PP7124);
- automatic memorization of limit switches on opening and closing with self-learning function;
- programming of pause time;
- pedestrian open and partial open.

**Everything under control:** thanks to the provision for operation with the **Opera BUS T4 system**, the **O-View** control unit can be used to expand the options for programming, control and diagnostics of the automation, both on site and remotely.

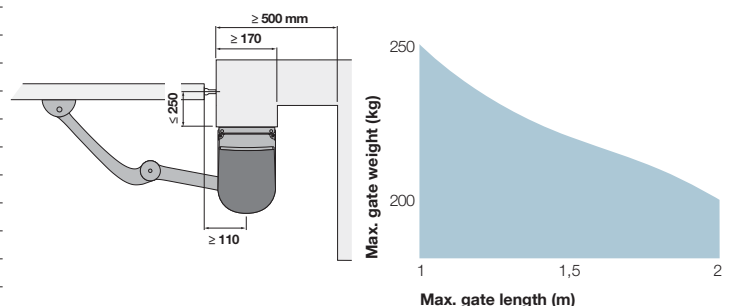
Code	Description	Pack/pallet
PP7024	Irreversible, 24 Vdc, with articulated arm, with built-in control unit	22
PP7124	Irreversible, 24 Vdc, with control unit equipped with Nice BlueBUS technology, compatible for operation with Opera and Solemyo	22
PP7224	Irreversible, 24 Vdc, with articulated arm, without control unit	22

**Technical specifications**

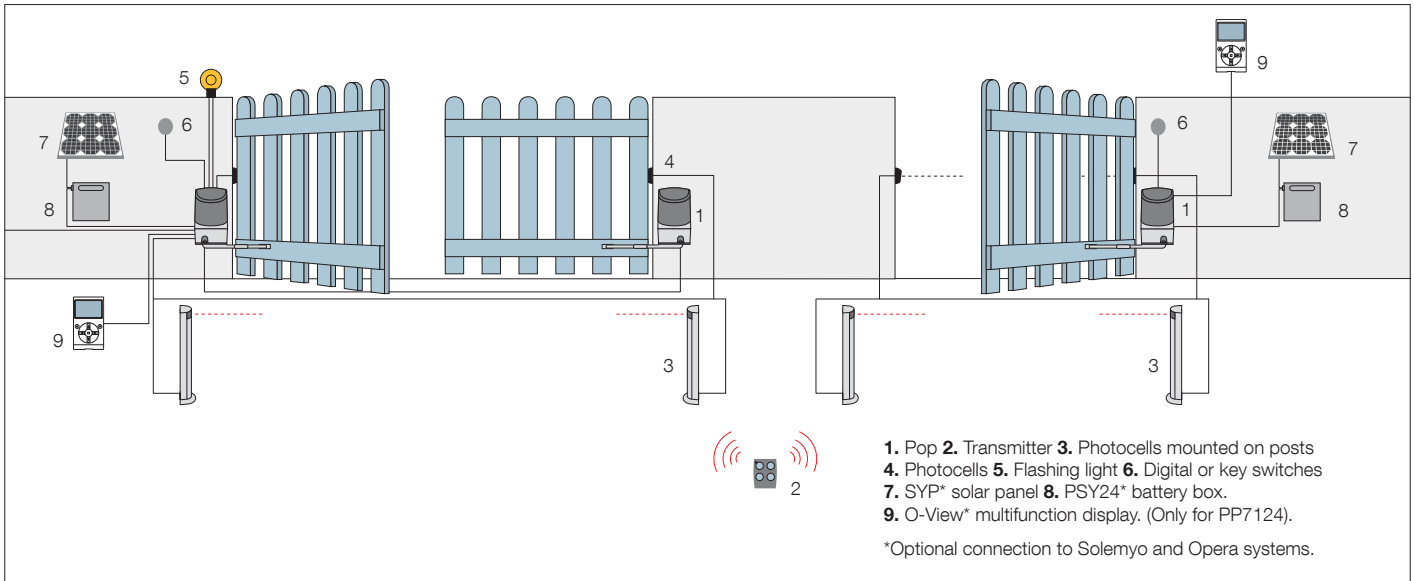
Code	PP7024	PP7124	PP7224*
<b>Electrical data</b>			
Power supply (Vac 50/60 Hz)	230		-
Power supply (Vdc)	-		24
Absorption (A)	1	1,3	3 - 4**
Power (W)	75	280	75 - 100**
<b>Performance data</b>			
Speed (Rpm)	1,68		
Torque (Nm)	180	250	180 - 250**
Work cycle (cycles/hour)	25	35	25 - 35**
<b>Dimensional and general data</b>			
Protection level (IP)	44		
Working temp. (°C Min/Max)	-20 ÷ +50		
Dimensions (mm)	167x254x315 h		
Weight (kg)	10	9	

\* Version without control unit \*\* Only if associated with PP7124

**Utilisation limits**



The shape, the height of the gate and the weather conditions can considerably reduce the values shown in the graph to the side.



**Accessories**



**POA3**  
Spare control unit for PP7124.



**POA1**  
Spare control unit for PP7024.



**PS124**  
24 V battery with integrated battery charger.  
Pc/pack 1



**PLA10**  
Vertical 12 V electric lock (required for gates longer than 3 m).  
Pc/pack 1



**PLA11**  
Horizontal 12 V electric lock (required for gates longer than 3 m).  
Pc/pack 1



**KIO**  
Key-operated selector switch for low voltage contacts, with release mechanism for metal cord.  
Pc/pack 1



**KA1**  
6 m cable release kit for KIO.  
Pc/pack 1



**TS**  
Signboard.  
Pc/pack 1

**Solemyo system**



The solar power kit Solemyo to automate gates, garage doors or barrier gates, including those located far from the power mains and without the need for costly and invasive excavation work.  
See pages 186/187

**Opera system**



The innovative Opera system enables the installer to manage, program and control automation systems, also remotely, simply and safely, with significant savings in time.  
See pages 140/141

P7024 + PP7224



**For swing gates with leaves up to 2 m, ideal for large posts and lightweight structures with articulated arm.**

**Sophisticated electronics:** slowdown, obstacle detection system, can be linked to the 8.2 KOhm resistive sensitive edge.

**User-friendly:** release with personalised Nice key designed for cord-type release.

**Sturdy, aluminium, anti-shearing arm.**

**Powerful:** thanks to the 180 Nm torque.

**Always ready for use:** continues to work even during power failures using optional (PS124) batteries that fit inside the gear motor.

**Exclusive functions:** photo-test, programmable input for functions such as open, close, photo2, open pedestrian and open partially.

**Small shockproof body with aluminium base.**

ON2



MOF



ML24T



**The kit contains:**

**PP7024 + PP7224** 2 surface-mounted electromechanical gear motors, PP7024 (with incorporated control unit and OXI plug-in receiver), PP7224 (without control unit). **ON2** 1 transmitter 433.92 MHz, 2 channels. **MOF** 1 pair of photocells for outdoor installation. **ML24T** 1 flashing light with integrated aerial.

Code	Description	Pack/pallet
<b>POPKCE</b>	Kit for swing gates with leaves up to 2 m, with articulated arm	12

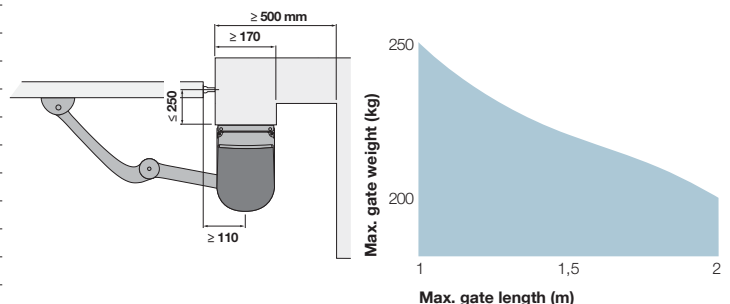
**N.B.** The content of the package may vary: consult the retailer.

**Technical specifications**

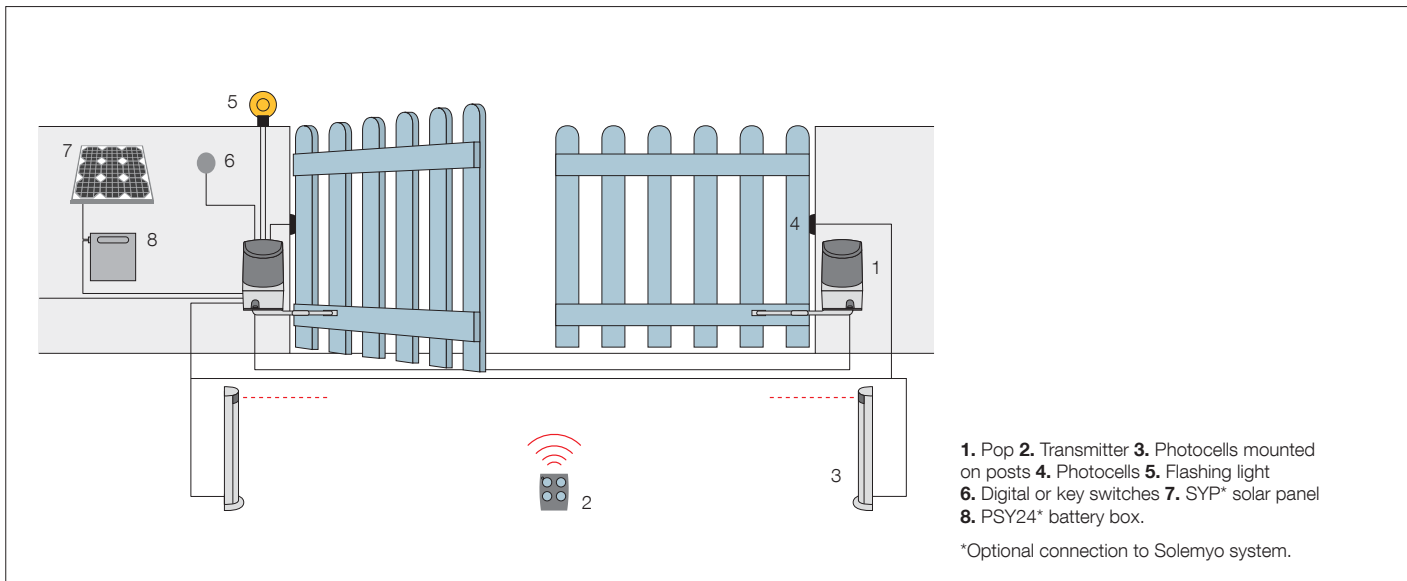
Code	PP7024	PP7224*
<b>Electrical data</b>		
Power supply (Vac 50/60 Hz)	230	-
Power supply (Vdc)	-	24
Absorption (A)	1	3
Power (W)	75	
<b>Performance data</b>		
Speed (Rpm)	1.68	
Torque (Nm)	180	
Work cycle (cycles/hour)	25	
<b>Dimensional and general data</b>		
Protection level (IP)	54	
Working temp. (°C Min/Max)	-20 ÷ +50	
Dimensions (mm)	167x254x315 h	
Weight (kg)	10	

\* Version without control unit.

**Utilisation limits**



The shape, the height of the gate and the weather conditions can considerably reduce the values shown in the graph to the side.



**Accessories**



**POA1**  
Spare control unit for PP7024.



**PS124**  
24 V battery with integrated battery charger.  
Pc/pack 1



**PLA10**  
Vertical 12 V electric lock (required for gates longer than 3 m).  
Pc/pack 1



**PLA11**  
Horizontal 12 V electric lock (required for gates longer than 3 m).  
Pc/pack 1



**KIO**  
Key-operated selector switch for low voltage contacts, with release mechanism for metal cord.  
Pc/pack 1



**KA1**  
6 m cable release kit for KIO.  
Pc/pack 1



**TS**  
Signboard.  
Pc/pack 1

**Solemyo system**



The solar power kit Solemyo to automate gates, garage doors or barrier gates, including those located far from the power mains and without the need for costly and invasive excavation work. See pages 186/187



PP7124 + PP7224



**For swing gates with leaves up to 2 m, ideal for large posts and lightweight structures.**

Irreversible electromechanical 24 Vdc gear motor with articulated arm, surface mounted. Intensive use.

**Resistant and compact:** 167 mm in width, ideal for any kind of post. Small shockproof body with aluminium base.

**Energy saving, respect for the environment, autonomy:** 3 standby modes to reduce mains consumption, or battery power consumption if connected to the Solemyo kit.

**Powerful:** thanks to the 250 Nm torque.

**Sturdy, aluminium, anti-shearing arm.**

**No blackout:** with the optional batteries (PS124) housed inside the gear motor.

**User friendly:** release with personalized Nice key, designed for cord-type release.

**Easy to install:** no welding.

**Built-in control unit equipped (PP7124) with Nice BlueBUS technology and compatible for operation with Opera and Solemyo.**

Just 3 keys to facilitate programming:

- deceleration on opening and closing;
- obstacle detection system, can be linked to the 8.2 KOhm resistive sensitive edge, fototest;
- easy option of connecting additional pairs of photocells, foto2 (for PP7124);
- automatic memorization of limit switches on opening and closing with self-learning function;
- programming of pause time;
- pedestrian open and partial open.

**Everything under control:** thanks to the provision for operation with the Opera BUS T4 system, the O-View control unit can be used to expand the options for programming, control and diagnostics of the automation, both on site and remotely.

ON2



MOFB



MLBT



**The kit contains:**

**PP7124 + PP7224** 2 surface-mounted electromechanical gear motors, PP7124 (with built-in control unit and OXI plug-in receiver), PP7224 (without control unit). **ON2** 1 transmitter 433.92 MHz, 2 channels.

**MOFB** 1 couple of external photocells designed for connection by Nice BlueBUS.

**MLBT** 1 flashing light with integrated aerial.

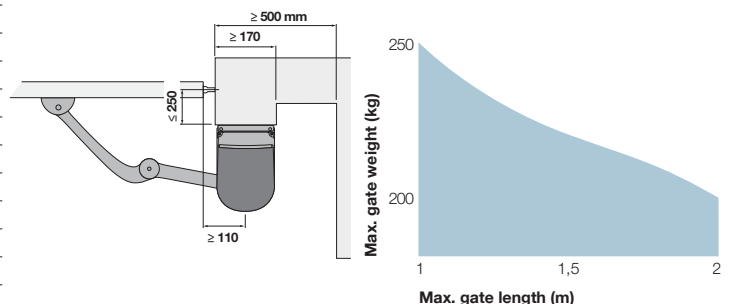
Code	Description	Pack/pallet
<b>POP7124KCE</b>	Kit for swing gates with leaves up to 2 m, 24 Vdc, surface mounted	12

**N.B.** The content of the package may vary: consult the retailer.

**Technical specifications**

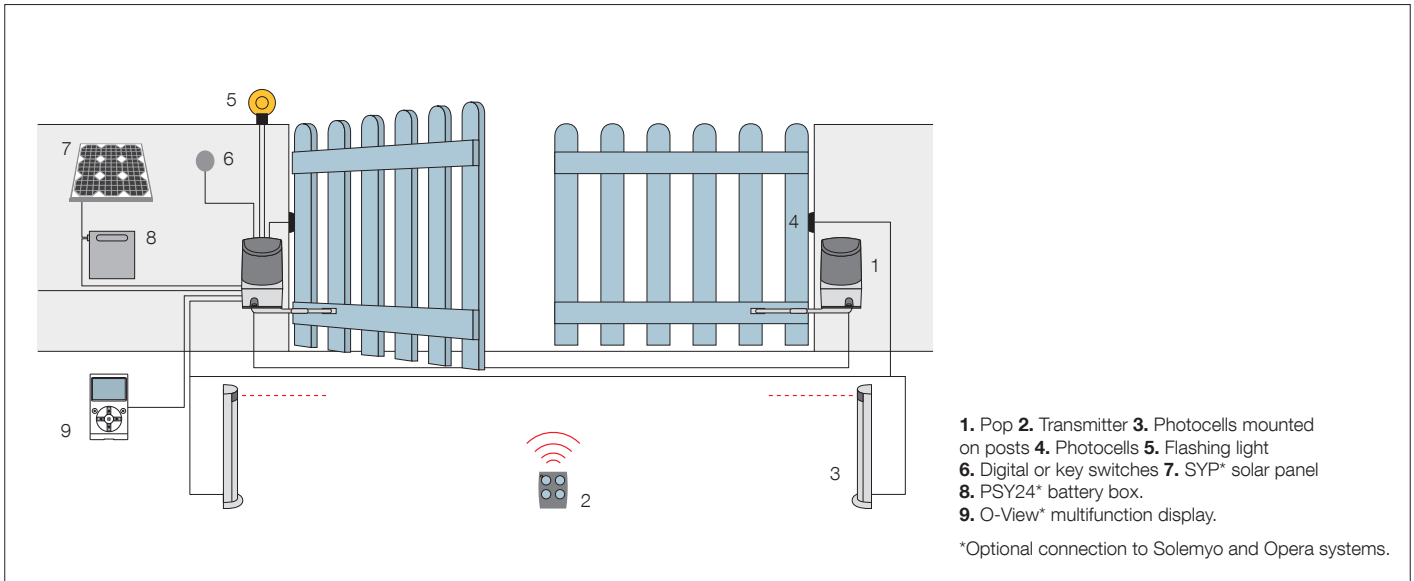
Code	PP7124	PP7224*
<b>Electrical data</b>		
Power supply (Vac 50/60 Hz)	230	-
Power supply (Vdc)	-	24
Absorption (A)	1.3	4*
Power (W)	280	100*
<b>Performance data</b>		
Speed (Rpm)	1.68	
Torque (Nm)	250	250*
Work cycle (cycles/hour)	35	35*
<b>Dimensional and general data</b>		
Protection level (IP)	44	
Working temp. (°C Min/Max)	-20 ÷ +50	
Dimensions (mm)	167x254x315 h	
Weight (kg)	10	9

**Utilisation limits**



The shape, the height of the gate and the weather conditions can considerably reduce the values shown in the graph to the side.

\* Version without control unit, only if associated with PP7124



Accessories



**POA3**  
Spare control unit for PP7124.



**PS124**  
24 V battery with integrated battery charger.  
Pc/pack 1



**PLA10**  
Vertical 12 V electric lock (required for gates longer than 3 m).  
Pc/pack 1



**PLA11**  
Horizontal 12 V electric lock (required for gates longer than 3 m).  
Pc/pack 1



**KIO**  
Key-operated selector switch for low voltage contacts, with release mechanism for metal cord.  
Pc/pack 1



**KA1**  
6 m cable release kit for KIO.  
Pc/pack 1



**TS**  
Signboard.  
Pc/pack 1

Solemyo system



The solar power kit Solemyo to automate gates, garage doors or barrier gates, including those located far from the power mains and without the need for costly and invasive excavation work. See pages 186/187

Opera system



The innovative Opera system enables the installer to manage, program and control automation systems, also remotely, simply and safely, with significant savings in time. See pages 140/141



Nice recommends customers order products in pallets in order to facilitate storage and delivery, and ensure packs are uniform. The number of packs per single pallet has been specified for this reason. Approximate draft.



**For swing gates with leaves up to 2.4 m, ideal for large columns.** Irreversible electromechanical 24 Vdc gear motor with articulated arm, surface mounted. Ideal for intensive use.

**Two irreversible** 24 Vdc with micrometric adjustment mechanical stops on opening and closing: with built-in control unit (HO7124) and without control unit (HO7224).

**Powerful** thanks to the 250 Nm torque.

**Resistant and compact:** 180 mm in width, ideal for any kind of post. Small shockproof body with aluminium base.

**Sturdy, aluminium anti-shearing arm.**

**Easy to install:** thanks to the new fixing bracket with quick connector for the motor. No welding.

**Sophisticated electronics with the built-in control unit,** just 3 keys to manage all programming operations:

- obstacle detection and possibility of connecting to 8.2 KOhm sensitive edge, fototest;
- automatic fault diagnostics;
- memorisation of opening and closing travel limits in self-learning mode;
- possibility of configuring the stop input in self-learning mode, NO, NC and the latest generation 8.2 KOhm resistive sensitive edges:
- deceleration on opening and closing;
- simple connection of pairs of additional photocells, foto2;
- programming of pause time;
- pedestrian open and partial open;
- clutch with anti-crushing safety mechanism.

**Energy saving with no black outs:**

3 standby modes to reduce mains consumption, or battery power consumption if connected to the Solemyo kit.

Operation in the event of a power failure thanks to the optional batteries (PS124).

**Everything under control: thanks to compatibility for operation with Opera system BUS T4, the unit can be used** to expand the options of programming, control and diagnostics of the automation on site and remotely.

Code	Description	Pack/pallet
HO7124	Irreversible 24 Vdc, complete with articulated arm and built-in control unit	12
HO7224	Irreversible 24 Vdc, complete with articulated arm without control unit	12

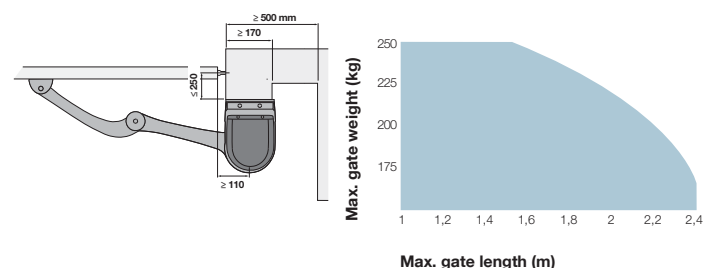
**N.B.** The content of the package may vary: consult the retailer.

## Technical specifications

Code	HO7124	HO7224
<b>Electrical data</b>		
Power supply (Vac 50/60 Hz)	230	-
Power supply (Vdc)	-	24
Absorption (A)	1.3	4
Power (W)	280	100
<b>Performance data</b>		
Speed (Rpm)	1.68	
Torque (Nm)	250	
Work cycle (cycles/hour)	35	
<b>Dimensional and general data</b>		
Protection level (IP)	54	
Working temp. (°C Min/Max)	-20 ÷ +50	
Dimensions (mm)	252x180x290 h	
Weight (kg)	9	6.5

\* Version without control unit, only if associated with PP7124

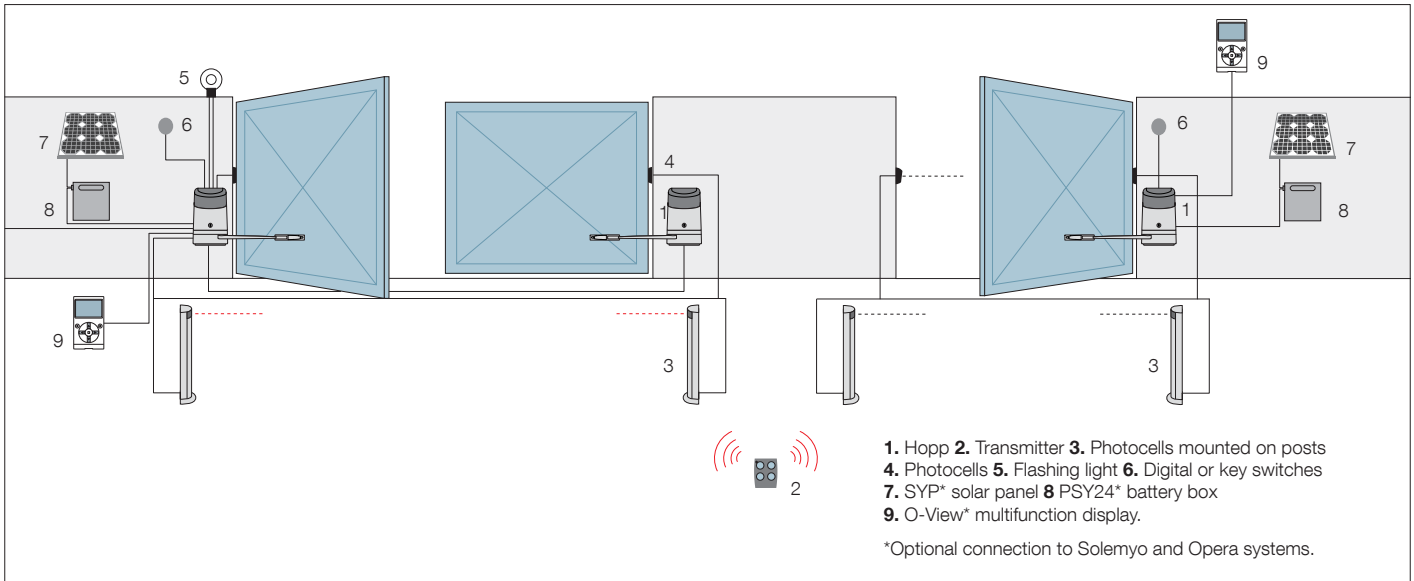
## Utilisation limits



Max. gate length (m)

The shape, the height of the gate and the weather conditions can considerably reduce the values shown in the graph to the side.





**Accessories**



**POA3**  
Spare control unit for HO7174.



**PS124**  
24 V battery with integrated battery charger.  
Pc/pack 1



**PLA10**  
Vertical 12 V electric lock (required for gates longer than 3 m).  
Pc/pack 1



**PLA11**  
Horizontal 12 V electric lock (required for gates longer than 3 m).  
Pc/pack 1



**KIO**  
Key-operated selector switch for low voltage contacts, with release mechanism for metal cord.  
Pc/pack 1



**KA1**  
6 m cable release kit for KIO.  
Pc/pack 1



**TS**  
Signboard.  
Pc/pack 1

**Solemyo system**



The solar power kit Solemyo to automate gates, garage doors or barrier gates, including those located far from the power mains and without the need for costly and invasive excavation work. See pages 186/187

**Opera system**



The innovative Opera system enables the installer to manage, program and control automation systems, also remotely, simply and safely, with significant savings in time. See pages 140/141

HO7124 + HO7224



**For swing gates with leaves up to 2.4 m, ideal for large columns.**  
Irreversible electromechanical 24 Vdc gear motor with articulated arm, surface mounted.  
Ideal for intensive use.

**Two irreversible** 24 Vdc with micrometric adjustment mechanical stops on opening and closing: with built-in control unit (HO7124) and without control unit (HO7224).

**Powerful** thanks to the 250 Nm torque.

**Resistant and compact:** 180 mm in width, ideal for any kind of post. Small shockproof body with aluminium base.

**Sturdy, aluminium anti-shearing arm.**

**Easy to install:** thanks to the new fixing bracket with quick connector for the motor. No welding.

**Sophisticated electronics with the built-in control unit,** just 3 keys to manage all programming operations:


- obstacle detection and possibility of connecting to 8.2 KOhm sensitive edge, fototest;
- automatic fault diagnostics;
- memorisation of opening and closing travel limits in self-learning mode;
- possibility of configuring the stop input in self-learning mode, NO, NC and the latest generation 8.2 KOhm resistive sensitive edges;
- deceleration on opening and closing;
- simple connection of pairs of additional photocells, foto2;
- programming of pause time;
- pedestrian open and partial open;
- clutch with anti-crushing safety mechanism.

**Energy saving with no black outs:**

3 standby modes to reduce mains consumption, or battery power consumption if connected to the Solemyo kit.

Operation in the event of a power failure thanks to the optional batteries (PS124).

**Everything under control: thanks to compatibility for operation with Opera system BUS T4, the unit can be used** to expand the options of programming, control and diagnostics of the automation on site and remotely.



**The kit contains:**

**HO7124 + HO7224,** 2 surface-mounted electromechanical gear motors: HO7124 (with control unit and OXI plug-in receiver), HO7224 (without control unit). **ON2** 1 transmitter 433.92 MHz, 2 channels. **MOFB** 1 couple of external photocells designed for connection by Nice BlueBUS. **MLBT** 1 flashing light with integrated aerial.

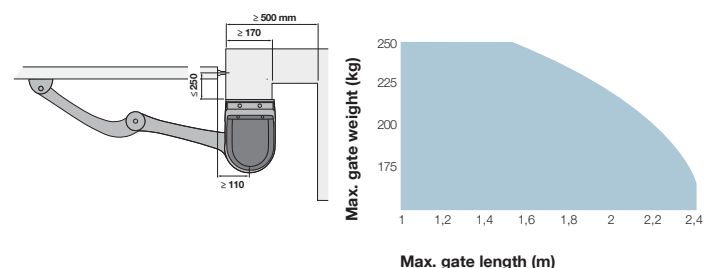
Code	Description	Pack/pallet
<b>HOPPKCE</b>	Kit for the automation of swing gates with leaves up to 2,4 m, 24 Vdc, externally mounted	12

**N.B.** The content of the package may vary: consult the retailer.

**Technical specifications**

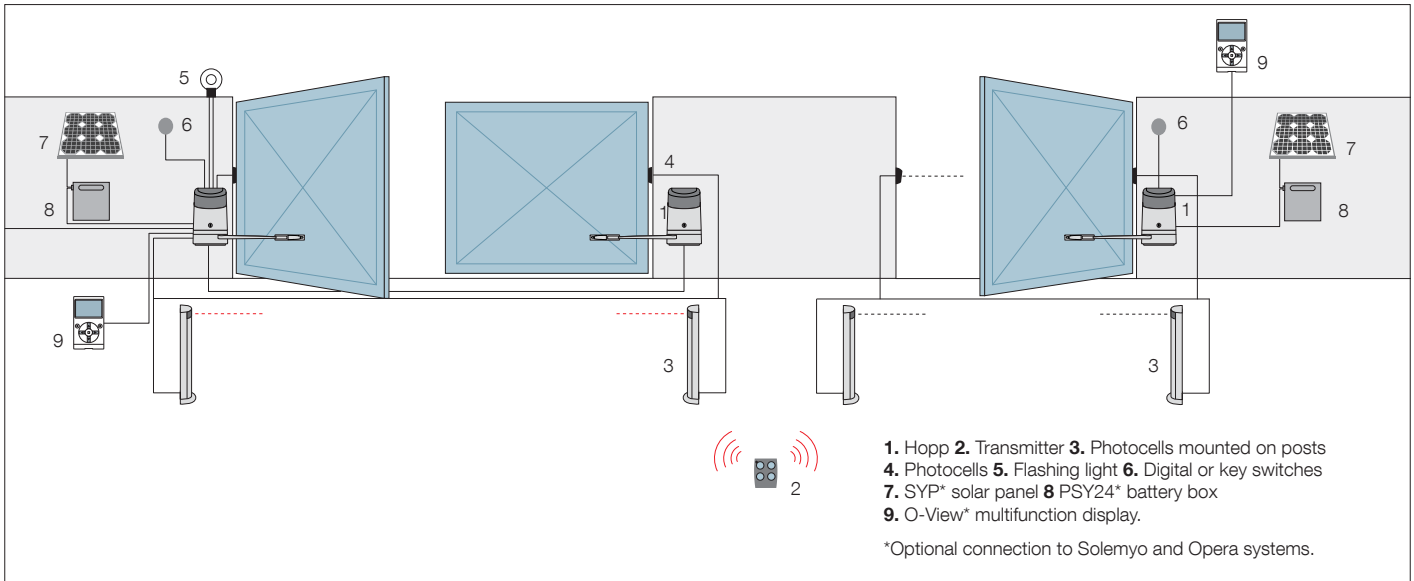
Code	HO7124	HO7224
<b>Electrical data</b>		
Power supply (Vac 50/60 Hz)	230	-
Power supply (Vdc)	-	24
Absorption (A)	1.3	4
Power (W)	280	100
<b>Performance data</b>		
Speed (Rpm)	1.68	
Torque (Nm)	250	
Work cycle (cycles/hour)	35	
<b>Dimensional and general data</b>		
Protection level (IP)	54	
Working temp. (°C Min/Max)	-20 ÷ +50	
Dimensions (mm)	252x180x290 h	
Weight (kg)	9	6.5

**Utilisation limits**



The shape, the height of the gate and the weather conditions can considerably reduce the values shown in the graph to the side.

\* Version without control unit, only if associated with PP7124



**Accessories**



**POA3**  
Spare control unit for HO7174.



**PS124**  
24 V battery with integrated battery charger.  
Pc/pack 1



**PLA10**  
Vertical 12 V electric lock (required for gates longer than 3 m).  
Pc/pack 1



**PLA11**  
Horizontal 12 V electric lock (required for gates longer than 3 m).  
Pc/pack 1



**KIO**  
Key-operated selector switch for low voltage contacts, with release mechanism for metal cord.  
Pc/pack 1



**KA1**  
6 m cable release kit for KIO.  
Pc/pack 1



**TS**  
Signboard.  
Pc/pack 1

**Solemyo system**



The solar power kit Solemyo to automate gates, garage doors or barrier gates, including those located far from the power mains and without the need for costly and invasive excavation work.  
See pages 186/187

**Opera system**



The innovative Opera system enables the installer to manage, program and control automation systems, also remotely, simply and safely, with significant savings in time.  
See pages 140/141





**For swing gates with leaves up to 3.5 m, ideal for large columns.** Irreversible electromechanical 24 Vdc gearmotor with articulated arm, surface mounted. Ideal for intensive use.

**Reliable,** durability thanks to the housing in aluminium with polyester paint finish, resistant to atmospheric agents.

**Ultra-powerful and delicate:** thanks to the torque of 500 Nm and encoder technology, for millimetric precision and reliability. Safety in movement with dual technology obstacle detection.

**Two irreversible 24 Vdc versions** with limit switches on opening and closing: with built-in control unit (HK7024) and without control unit (HK7224).

**Practical and quick installation:** the articulated arm is adjustable in length for maximum flexibility.

**Simple and precise limit switch adjustment:** mechanical stops and micrometric adjustment screws.

**Easy to operate release lever,** with metal lock and personalised Nice key. With provision for cable control.

**Savings, respect for the environment, and autonomy:** when connected to the buffer battery or Solemyo kit, consumption on standby is just 0.1 W.

**No black out:** with the optional batteries (PS124) housed inside the gear motor.

**Built-in control unit (HK7024):**

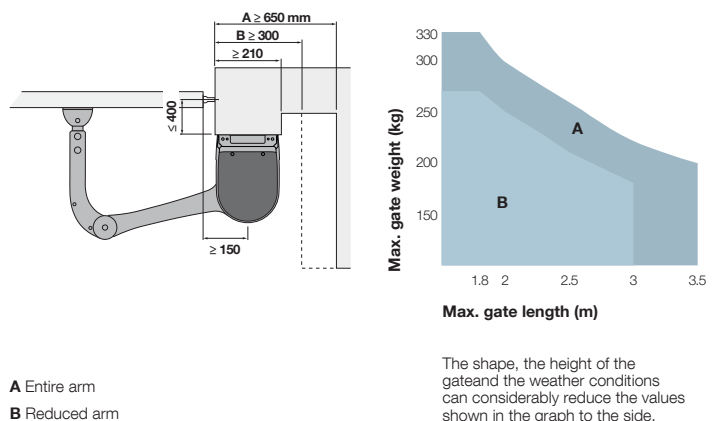
- simple programming via a single key;
- self-learning of opening and closing limit positions;
- automatic fault diagnostics;
- pause time programming;
- pass door;
- deceleration on opening and closing;
- obstacle detection with dual technology;
- provision for connection of latest generation sensitive edges.

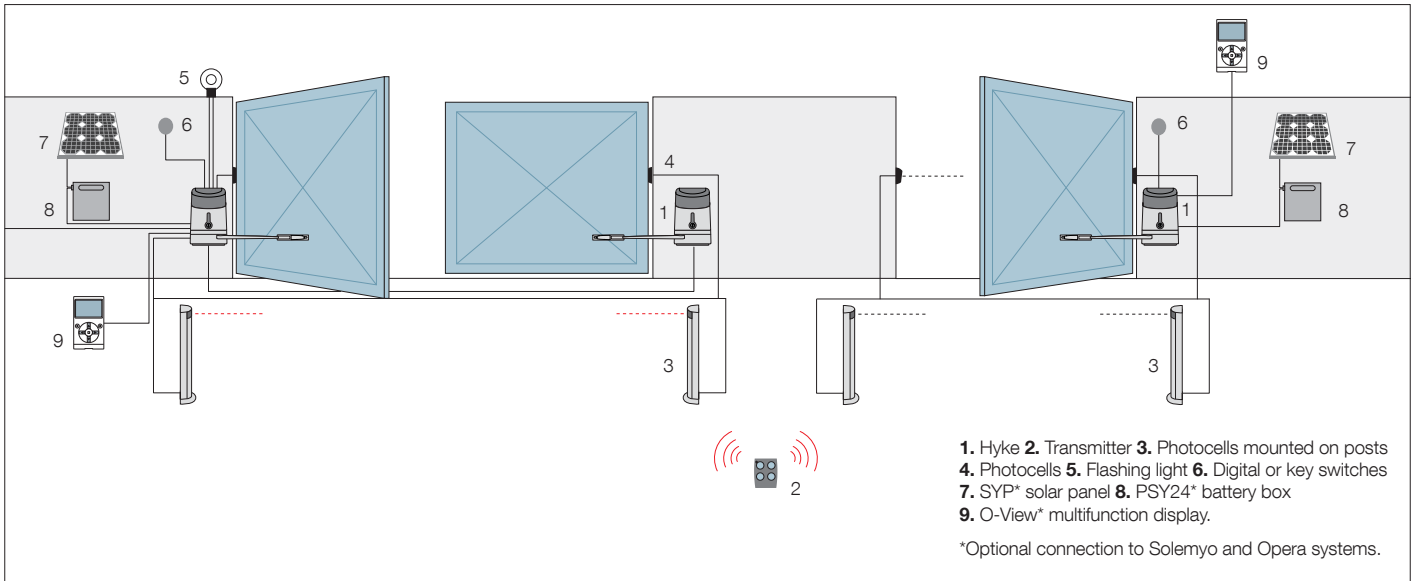
Code	Description	Pack/pallet
HK7024	Irreversible 24 Vdc, complete with articulated arm and built-in control unit	12
HK7224	Irreversible 24 Vdc, complete with articulated arm without control unit	12

**Technical specifications**

Code	HK7024	HK7224
<b>Electrical data</b>		
Power supply (Vac 50/60 Hz)	230	-
Power supply (Vdc)	-	24
Absorption (A)	1.5	6
Power (W)	300	140
<b>Performance data</b>		
Speed (Rpm)	2.25	
Torque (Nm)	500	
Work cycle (cycles/hour)	40	
<b>Dimensional and general data</b>		
Protection level (IP)	54	
Working temp. (°C Min/Max)	-20 ÷ +50	
Dimensions (mm)	290x210x320 h	
Weight (kg)	10.5	9.5

**Utilisation limits**





**Accessories**



**HKA1**  
Spare control unit for HK7024.



**PS124**  
24 V battery with integrated battery charger.  
Pc/pack 1



**PLA10**  
Vertical 12 V electric lock (required for gates longer than 3 m).  
Pc/pack 1



**PLA11**  
Horizontal 12 V electric lock (required for gates longer than 3 m).  
Pc/pack 1



**KIO**  
Key-operated selector switch for low voltage contacts, with release mechanism for metal cord.  
Pc/pack 1



**KA1**  
6 m cable release kit for KIO.  
Pc/pack 1




**TS**  
Signboard.  
Pc/pack 1

**Solemyo system**



The solar power kit Solemyo to automate gates, garage doors or barrier gates, including those located far from the power mains and without the need for costly and invasive excavation work. See pages 186/187

**Opera system**



The innovative Opera system enables the installer to manage, program and control automation systems, also remotely, simply and safely, with significant savings in time. See pages 140/141

HK7024 + HK7224



ON2



MOFB



MLBT



**The kit contains:**

**HK7024 + HK7224** electromechanical gear motors for external mounting. HK7024 (with control unit and snap-fit receiver OXI), HK7224 (without control unit). **ON2** 1 two-channel 433.92 MHz transmitter. **MOFB** 1 pair of external photocells with provision for connection via Nice BlueBUS. **MLBT** 1 flashing light with integrated aerial.

Code	Description	Pack/pallet
<b>HYKEKCE</b>	Kit for the automation of swing gates with leaves up to 3.5 m, 24 Vdc, with articulated arm, externally mounted	12

**N.B.** The content of the package may vary: consult the retailer.

**For swing gates with leaves up to 3.5 m, ideal for large columns.** Irreversible electromechanical 24 Vdc gear motor with articulated arm, surface mounted. Ideal for intensive use.

**New third generation model:** quality and durability thanks to the housing in aluminium with polyester paint finish, resistant to atmospheric agents.

**Ultra-powerful and delicate:** thanks to the torque of 500 Nm and encoder technology, for millimetric precision and reliability. Safety in movement with dual technology obstacle detection.

**Two irreversible 24 Vdc versions** with limit switches on opening and closing: with built-in control unit (HK7024) and without control unit (HK7224).

**Practical and quick installation:** the articulated arm is adjustable in length for maximum flexibility.

**Simple and precise limit switch adjustment:** mechanical stops and micrometric adjustment screws.

**Easy to operate release lever,** with metal lock and personalised Nice key. With provision for cable control.

**Savings, respect for the environment, and autonomy:** when connected to the buffer battery or Solemyo kit, consumption on standby is just 0.1 W.

**No black out:** with the optional batteries (PS124) housed inside the gear motor.

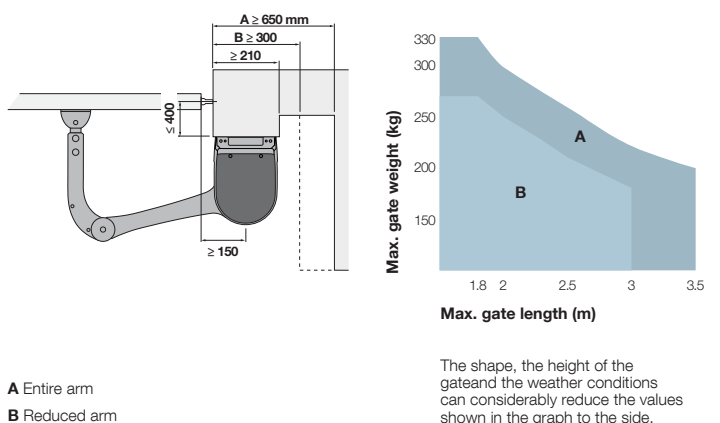
**Built-in control unit (HK7024):**

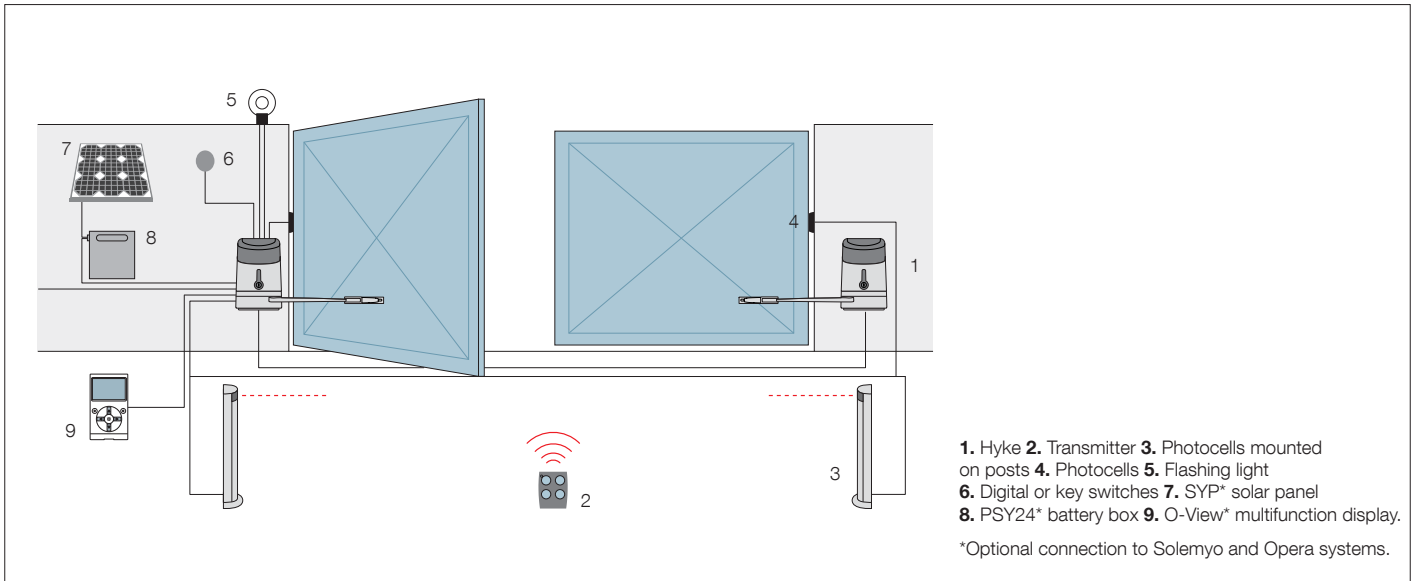
- simple programming via a single key;
- self-learning of opening and closing limit positions;
- automatic fault diagnostics;
- pause time programming;
- pass door;
- deceleration on opening and closing;
- obstacle detection with dual technology;
- provision for connection of latest generation sensitive edges.

**Technical specifications**

Code	HK7024	HK7224
<b>Electrical data</b>		
Power supply (Vac 50/60 Hz)	230	-
Power supply (Vdc)	-	24
Absorption (A)	1.5	6
Power (W)	300	140
<b>Performance data</b>		
Speed (Rpm)	2.25	
Torque (Nm)	500	
Work cycle (cycles/hour)	40	
<b>Dimensional and general data</b>		
Protection level (IP)	54	
Working temp. (°C Min/Max)	-20 ÷ +50	
Dimensions (mm)	290x210x320 h	
Weight (kg)	10.5	9.5

**Utilisation limits**





**Accessories**



**HKA1**  
Spare control unit for HK7024.



**PS124**  
24 V battery with integrated battery charger.  
Pc/pack 1



**PLA10**  
Vertical 12 V electric lock (required for gates longer than 3 m).  
Pc/pack 1



**PLA11**  
Horizontal 12 V electric lock (required for gates longer than 3 m).  
Pc/pack 1



**KIO**  
Key-operated selector switch for low voltage contacts, with release mechanism for metal cord.  
Pc/pack 1



**KA1**  
6 m cable release kit for KIO.  
Pc/pack 1



**TS**  
Signboard.  
Pc/pack 1

**Solemyo system**



The solar power kit Solemyo to automate gates, garage doors or barrier gates, including those located far from the power mains and without the need for costly and invasive excavation work. See pages 186/187

**Opera system**



The innovative Opera system enables the installer to manage, program and control automation systems, also remotely, simply and safely, with significant savings in time. See pages 140/141



Nice recommends customers order products in pallets in order to facilitate storage and delivery, and ensure packs are uniform. The number of packs per single pallet has been specified for this reason. Approximate draft.



**For swing gates with leaves up to 3 m, also ideal for large pillars.**

Electromechanical gear motor, surface mounted, also in 24 Vdc version with magnetic encoder, with articulated arm.

**Single model** for right and left leaves. Two irreversible versions, with 230 Vac (HY7005) and 24 Vdc (HY7024) power supplies with magnetic encoder.

Fewer connections mean **quicker installation.**

**Pre-wired, incorporated double limit-switch** both during opening and closing (HY7005).

**Easy and quick to install:** thanks to fewer connections and nothing welded to the gates.

**Long-lasting:** solid metal mechanics.

**Compact:** shockproof bodywork with no sharp corners.

**Recommended control units:**

Mindy A3, A3F, A6, A6F, A60, A700F; for HY7024 Moonclever MC824H.

**24 Vdc version** with magnetic encoder.

Perfect for intensive use, compatible with the control unit Moonclever MC824H:

- simple programming, by means of a single key;
- self-learning of opening and closing limit positions;
- automatic fault diagnostics;
- programming of pause time;
- pedestrian pass door;
- deceleration on opening and closing;
- obstacle detection with dual technology;
- operation in event of power failure by means of optional rechargeable batteries (PS324);
- provision for connection of latest generation resistive sensitive edges.

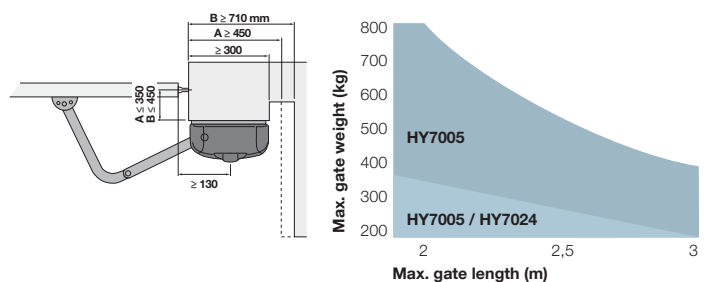
Code	Description	Pack/pallet
HY7024	Irreversible, 24 Vdc, with magnetic encoder, with shear-proof articulated arm, galvanized and painted	16
HY7005	Irreversible, 230 Vac, with sturdy articulated shear-proof arm, galvanized and painted, with limit switch on opening and closing	16

## Technical specifications

Code	HY7024	HY7005
<b>Electrical data</b>		
Power supply (Vac 50 Hz)*	-	230
Power supply (Vdc)	24	-
Absorption (A)	5	1.2
Power (W)	120	250
<b>Performance data</b>		
Speed (Rpm)	2	1.7
Torque (Nm)	250	400
Work cycle (%)	80	30
<b>Dimensional and general data</b>		
Protection level (IP)	43	
Working temp. (°C Min/Max)	-20 ÷ +50	
Dimensions (mm)	350x165x242 h	
Weight (kg)	13	

\*60 Hz version available on request.

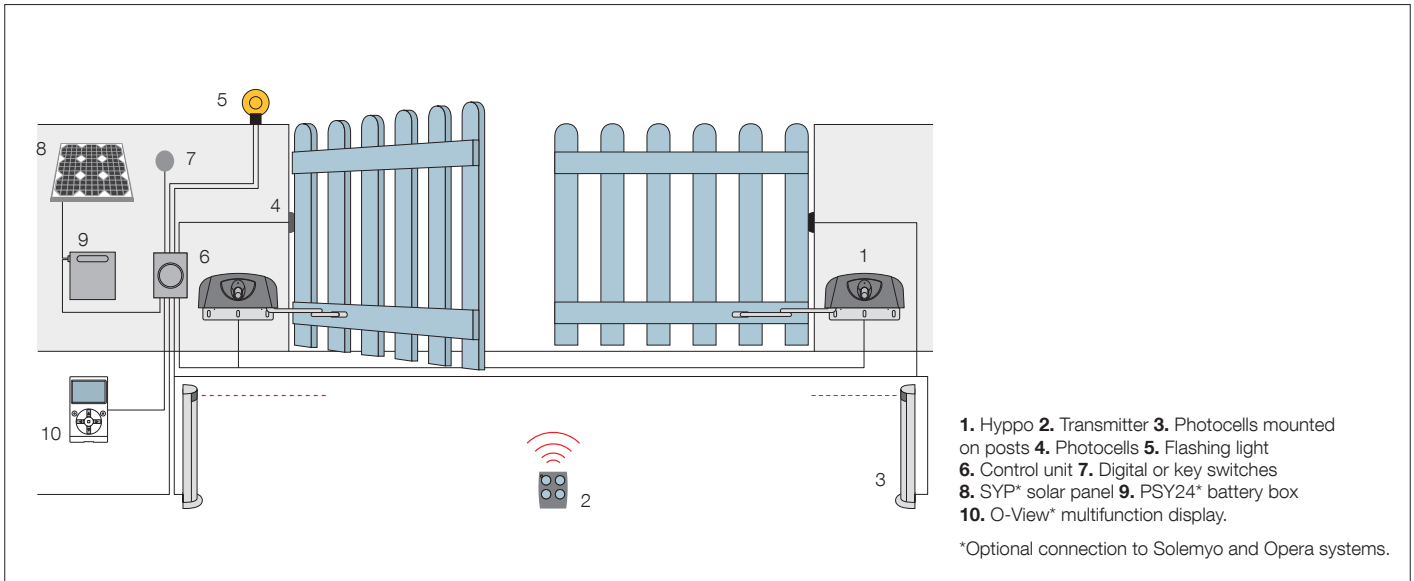
## Utilisation limits



A Standard arm  
B Arm with accessory HYA12

N.B. The above values are valid if the motor is used with standard accessories. The shape, the height of the gate and the weather conditions can considerably reduce the values shown in the graph to the side. Use in windy areas 230 Vac models.





**Accessories**

<b>HYA12</b> Longer articulated arm (see the layout). Pc/pack 1	<b>PLA10</b> Vertical 12 V electric lock (required for gates longer than 3 m). Pc/pack 1	<b>PLA11</b> Horizontal 12 V electric lock (required for gates longer than 3 m). Pc/pack 1	<b>KIO</b> Key-operated selector switch for low voltage contacts, with release mechanism for metal cord. Pc/pack 1	<b>KA1</b> 6 m cable release kit for KIO. Pc/pack 1	<b>TS</b> Signboard. Pc/pack 1

**Accessory**

For 24 Vdc version


**PS324**  
24 V battery with integrated battery charger.  
Pc/pack 1

**Solemyo system**



The solar power kit Solemyo to automate gates, garage doors or barrier gates, including those located far from the power mains and without the need for costly and invasive excavation work. See pages 186/187

**Opera system**



The innovative Opera system enables the installer to manage, program and control automation systems, also remotely, simply and safely, with significant savings in time. See pages 140/141



**For swing gates with leaves up to 2.3 m, underground installation, ultra compact.**

Irreversible electromechanical 24 Vdc gear motor, ideal for intensive use.

**Sturdy and discreet:** compact foundation box with a height of only 81 mm. Steel with cataphoresis paint finish guarantees optimal resistance to corrosion, and thickness of 2.5 mm guarantees strength. All this in just 52 mm of protrusion from the ground.

**Practical and quick installation** thanks to the exit lever on the gear motor attached directly on the leaf.

**Opening up to 180° as standard.**

**Reliable and sturdy:** the gear motor, in IP67 pressure die cast aluminium, suspended inside the housing to enable drainage of any deposits, ensures optimal water resistance.

Load-bearing foundation box with adjustable mechanical stops on opening and closing: the gear motor can also be installed later as required.

**Practical release** easy to operate from inside and outside, acting directly on the gear motor, easy to operate by means of the special key.

**XME2024, compatible with the control unit Moonclever MC424L, and for operation with Solemyo systems:**

- simple programming via a single key;
- memorisation of opening and closing limit positions in self-learning mode;
- pause time programming;
- pass door;
- deceleration on opening and closing;
- obstacle detection;
- provision for connection of latest generation sensitive edges;
- operation in event of power failure by means of optional rechargeable batteries (PS124) with compartment in control unit.

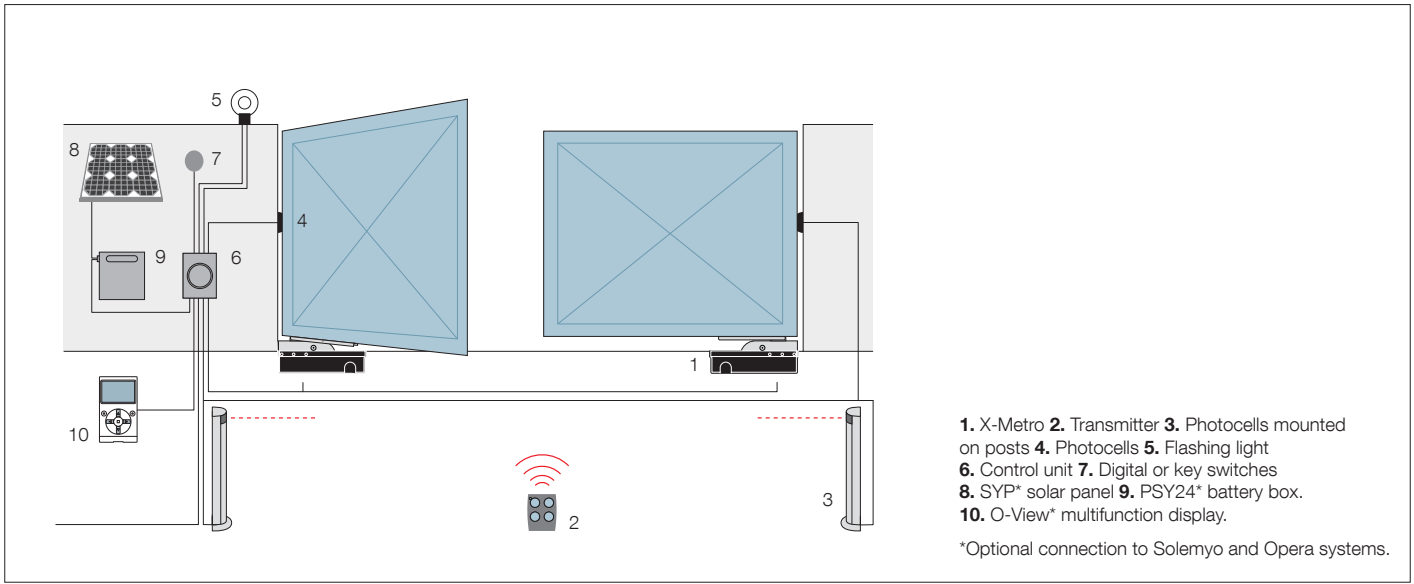
**XME2124 with magnetic encoder, compatible with control unit Moonclever MC824H, with BlueBUS technology, and compatible for operation with Solemyo and Opera systems:**

- simple programming via a single key;
- self-learning of opening and closing limit positions;
- automatic fault diagnostics;
- with output for courtesy light and maintenance indicator;
- speed settings on 5 levels;
- separate and configurable inputs for Step by Step, Open and Close;
- pause time programming;
- pass door;
- deceleration on opening and closing;
- obstacle detection with dual technology;
- provision for connection of latest generation sensitive edges;
- operation in event of power failure by means of optional rechargeable batteries (PS324) with compartment in control unit.






Code	Description	Pack/pallet
<b>XME2024</b>	Irreversible, 24 Vdc	18
<b>XME2124</b>	Irreversible 24 Vdc version with magnetic encoder	18
<b>XMBOX</b>	Externally foundation box, with cataphoresis paint finish. Complete with leaf coupling lever and mechanical stops on opening and closing	18

## Technical specifications

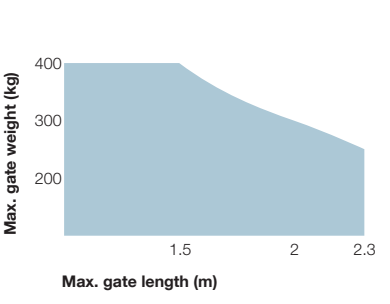
Code	XME2024	XME2124
<b>Electrical data</b>		
Power supply (Vdc)	24	
Absorption (A)	5	
Power (W)	120	
<b>Performance data</b>		
Speed (Rpm)	1.25	
Torque (Nm)	250	
Work cycle (cycles/hour)	60	
<b>Dimensional and general data</b>		
Protection level (IP)	67	
Working temp. (°C Min/Max)	-20° ÷ +50°	
Dimensions (mm)	235x206x96.5 h	
Weight (kg)	6	



**Accessories**

				
<b>PS124</b> 24 V battery with integrated battery charger for MC424L. Pc/pack 1	<b>PS324</b> 24 V battery with integrated battery charger for MC824H. Pc/pack 1	<b>PLA10</b> Vertical 12 V electric lock (required for gates longer than 3 m). Pc/pack 1	<b>PLA11</b> Horizontal 12 V electric lock (required for gates longer than 3 m). Pc/pack 1	<b>TS</b> Signboard. Pc/pack 1

**Utilisation limits**



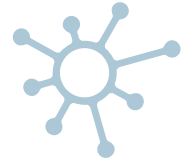
The shape, the height of the gate and the weather conditions can considerably reduce the values shown in the graph to the side.

**Solemyo system**



The solar power kit Solemyo to automate gates, garage doors or barrier gates, including those located far from the power mains and without the need for costly and invasive excavation work. See pages 186/187

**Opera system**



The innovative Opera system enables the installer to manage, program and control automation systems, also remotely, simply and safely, with significant savings in time. See pages 140/141

XME2024



**For swing gates with leaves up to 2.3 m, underground installation, ultra compact.**  
Irreversible electromechanical 24 Vdc gear motor.

**Sturdy and discreet:** compact foundation box with a height of only 81 mm. Steel with cataphoresis paint finish guarantees optimal resistance to corrosion, and thickness of 2.5 mm guarantees strength. All this in a protrusion of just 52 mm from the ground.

**Practical and quick installation** thanks to the exit lever on the gear motor attached directly on the leaf.

**Mechanical limit switches** adjustable on opening and closing.

**Opening up to 180° as standard.**

**Reliable and sturdy:** the gear motor, in IP67 pressure die cast aluminium, suspended inside the housing to enable drainage of any deposits, ensures optimal water resistance.

**Practical release** from inside and outside, acting directly on the gear motor, easy to operate by means of the special key.

**Moonclever control unit MC424L:**

- easy programming by pressing a single button;
- clutch with anti-crush safety feature;
- automatic memorization of limit switches on opening and closing with self-learning function;
- programming of pause time;
- pedestrian pass door;
- deceleration on opening and closing;
- obstacle detection;
- provision for connection of latest generation resistive sensitive edges;
- continues to work even during power failures using optional (PS124) batteries that fit inside the control unit.

<p><b>ON2</b></p> 	<p><b>MC424L</b></p> 	<p><b>MOF</b></p> 
<p><b>MOSE</b></p> 	<p><b>ML24T</b></p> 	<p><b>TS</b></p> 

**The kit contains:**

**XME2024** 2 gear motors. **XMBOX** 2 foundation boxes. **ON2** 1 transmitter 433.92 MHz, 2 channels. **MC424L** 1 control unit with OXI plug-in receiver. **MOF** 1 pair of photocells for outdoor installation. **MOSE** 1 key selector switch for outdoor installation. **ML24T** 1 flashing light with integrated aerial. **TS** 1 signboard.

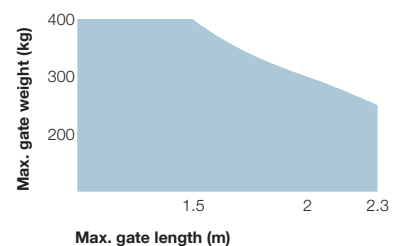
Code	Description	Pack/pallet
<b>XMETRO2024KCE</b>	Kit for swing gates with leaves up to 2.3 m, 24 Vdc, underground installation	12

**N.B.** The content of the package may vary: consult the retailer.

**Technical specifications**

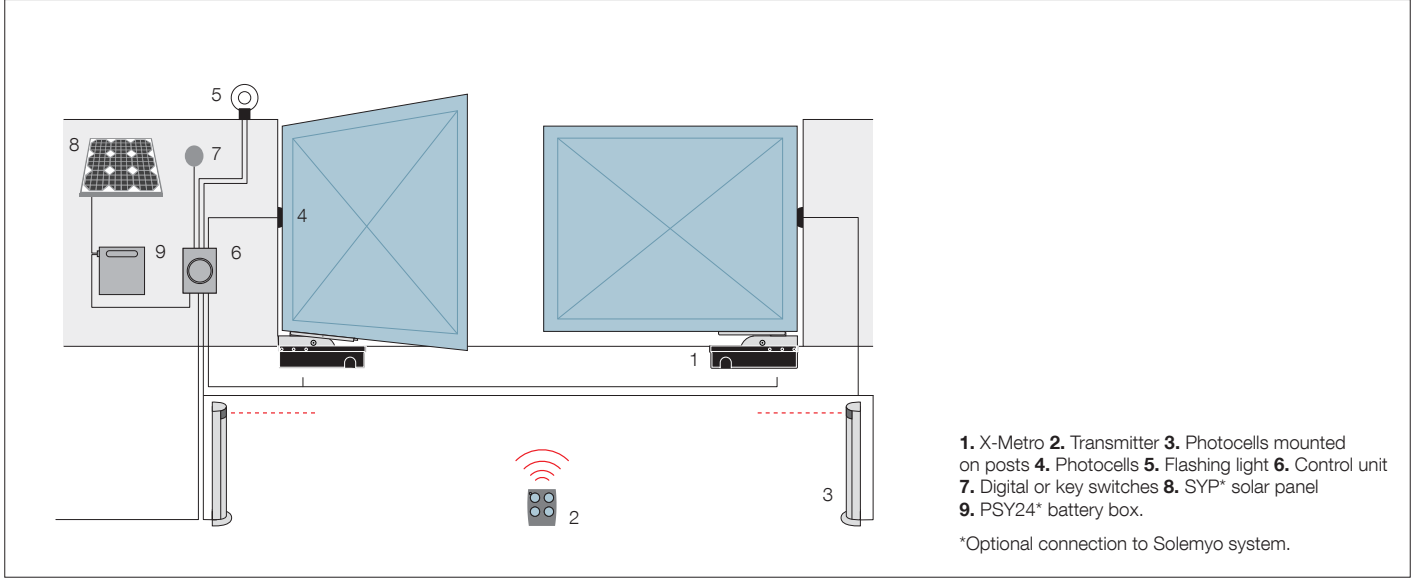
Code	XME2024
<b>Electrical data</b>	
Power supply (Vdc)	24
Absorption (A)	5
Power (W)	120
<b>Performance data</b>	
Speed (Rpm)	1.25
Torque (Nm)	250
Work cycle (cycles/hour)	60
<b>Dimensional and general data</b>	
Protection level (IP)	67
Working temp. (°C Min/Max)	-20° ÷ +50°
Dimensions (mm)	235x206x96.5 h
Weight (kg)	6

**Utilisation limits**



The shape, the height of the gate and the weather conditions can considerably reduce the values shown in the graph to the side.

Nice recommends customers order products in pallets in order to facilitate storage and delivery, and ensure packs are uniform. The number of packs per single pallet has been specified for this reason. Approximate draft.



**Accessories**



**PS124**  
24 V battery with integrated battery charger.  
Pc/pack 1



**PLA10**  
Vertical 12 V electric lock (required for gates longer than 3 m).  
Pc/pack 1



**PLA11**  
Horizontal 12 V electric lock (required for gates longer than 3 m).  
Pc/pack 1

**Solemyo system**



The solar power kit Solemyo to automate gates, garage doors or barrier gates, including those located far from the power mains and without the need for costly and invasive excavation work.  
See pages 186/187



XME2124



**For swing gates with leaves up to 2.3 m, underground installation, ultra compact.**

Irreversible electromechanical gear motor 24 Vdc with magnetic encoder.

**Sturdy and discreet:** compact foundation box with a height of only 81 mm. Steel with cathaphoresis paint finish guarantees optimal resistance to corrosion, and thickness of 2.5 mm guarantees strength. All this in a protrusion of just 52 mm from the ground.

**Practical and quick installation** thanks to the exit lever on the gear motor attached directly on the leaf.

**Mechanical limit switches** adjustable on opening and closing.

**Opening up to 180° as standard.**

**Reliable and sturdy:** the gear motor, in IP67 pressure die cast aluminium, suspended inside the housing to enable drainage of any deposits, ensures optimal water resistance.

**Practical release** from inside and outside, acting directly on the gear motor, easy to operate by means of the special key.

**Control unit Moonclever MC824H, with BlueBUS technology, and compatible for operation with Solemyo and Opera systems:**

- simple programming, by means of a single key;
- self-learning of opening and closing limit positions;
- automatic fault diagnostics;
- programming of pause time;
- pedestrian pass door;
- deceleration on opening and closing;
- obstacle detection with dual technology;
- operation in event of power failure by means of optional rechargeable batteries (PS324);
- provision for connection of latest generation resistive sensitive edges.

<b>ON2</b> 	<b>MC824H</b> 	<b>MOFB</b> 
<b>MOSE</b> 	<b>MLBT</b> 	<b>TS</b> 

**The kit contains:**

**XME2124** 2 gear motors. **XMBOX** 2 foundation boxes. **ON2** 1 transmitter 433.92 MHz, 2 channels. **MC824H** 1 control unit with OXI plug-in receiver. **MOFB** 1 couple of external photocells designed for connection by Nice BlueBUS. **MOSE** 1 key selector switch for outdoor installation. **MLBT** 1 flashing light with integrated aerial. **TS** 1 signboard.

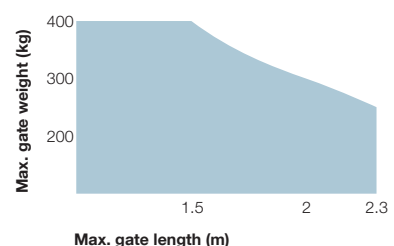
Code	Description	Pack/pallet
<b>XMETRO2124KCE</b>	Kit for swing gates with leaves up to 2.3 m, 24 Vdc, underground installation	12

**N.B.** The content of the package may vary: consult the retailer.

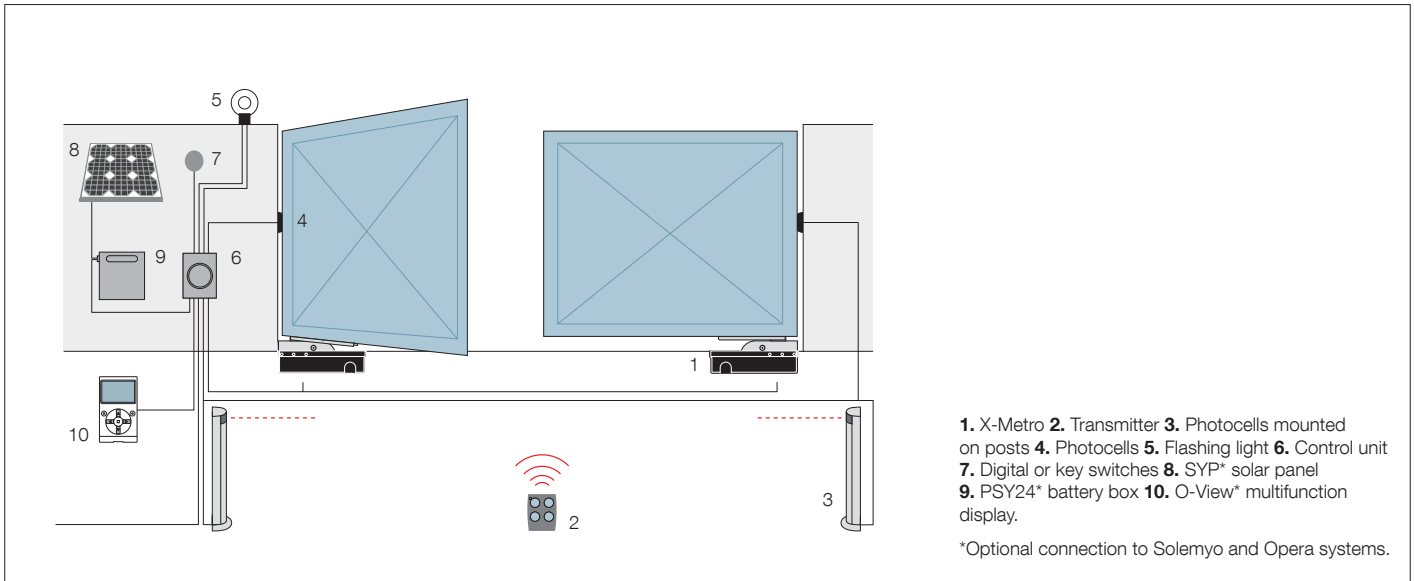
**Technical specifications**

Code	XME2124
<b>Electrical data</b>	
Power supply (Vdc)	24
Absorption (A)	5
Power (W)	120
<b>Performance data</b>	
Speed (Rpm)	1.25
Torque (Nm)	250
Work cycle (cycles/hour)	60
<b>Dimensional and general data</b>	
Protection level (IP)	67
Working temp. (°C Min/Max)	-20° ÷ +50°
Dimensions (mm)	235x206x96.5 h
Weight (kg)	6

**Utilisation limits**



The shape, the height of the gate and the weather conditions can considerably reduce the values shown in the graph to the side.



**Accessories**



**PS324**  
24 V battery with integrated battery charger.  
Pc/pack 1



**PLA10**  
Vertical 12 V electric lock (required for gates longer than 3 m).  
Pc/pack 1



**PLA11**  
Horizontal 12 V electric lock (required for gates longer than 3 m).  
Pc/pack 1

**Solemyo system**



The solar power kit Solemyo to automate gates, garage doors or barrier gates, including those located far from the power mains and without the need for costly and invasive excavation work.  
See pages 186/187

**Opera system**



The innovative Opera system enables the installer to manage, program and control automation systems, also remotely, simply and safely, with significant savings in time.  
See pages 140/141





## For swing gates with leaves up to 3.5 m, underground installation.

Irreversible electromechanical gear motor, also available in 24 Vdc versions with magnetic encoder.

**An even more evolved range:** 4 types of electromechanical gear motors irreversible **Metroplex**, also available in 24 Vdc version with magnetic encoder.

**2 foundation boxes externally chamfered, Metro Box**, with mechanical stop on opening: **in stainless steel (MECX)**, ideal for use in extreme conditions, and with the **cataphoresis paint finish (MECF)**, highly resistant to corrosion.

**Reliable and resistant:** motors made up of solid internal parts in metal. New IP67 waterproof die cast aluminium.

**Total freedom of choice:** release from inside and outside, two key-operated models or freely compatible lever version and easily activated with just one hand.

**Simple to use:** mechanical stop system on closure. Standard opening max. 110°, optional opening 360°.

**Totally compatible** with the previous Metro series.

### Recommended control units:

Mindy A3, A3F, A6, A6F, A60, A700F; for ME3024 Moonclever MC824H.

### 24 Vdc version with magnetic encoder.

Perfect for intensive use, compatible with the control unit Moonclever MC824H:

- simple programming, by means of a single key;
- self-learning of opening and closing limit positions;
- automatic fault diagnostics;
- programming of pause time;
- pedestrian pass door;
- deceleration on opening and closing;
- obstacle detection with dual technology;
- operation in event of power failure by means of optional rechargeable batteries (PS324);
- provision for connection of latest generation resistive sensitive edges.

Code	Description	Pack/pallet
<b>ME3024</b>	Irreversible, 24 Vdc, with magnetic encoder, complete with connecting lever and mechanical stop for the closing manoeuvre	18
<b>ME3000</b>	Irreversible, 230 Vac, high speed, grease lubrication, complete with connecting lever and mechanical stop for the closing manoeuvre	18
<b>ME3000L</b>	Irreversible, 230 Vac, low speed, grease lubrication, complete with connecting lever and mechanical stop for the closing manoeuvre	18
<b>ME3010</b>	Irreversible, 230 Vac, oil bath lubrication, complete with connecting lever and mechanical stop for the closing manoeuvre	18

Code	Description	Pack/pallet
<b>MECX</b>	Externally chamfered foundation box in stainless steel with mechanical stop on opening	20
<b>MECF</b>	Externally chamfered foundation box with cataphoresis finish with mechanical stop on opening	20

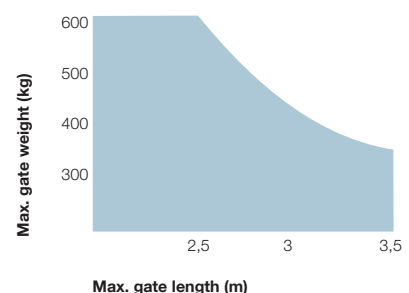
**Note:** key release mechanism, freely compatible with selection of models MEA2 and MEA3 motor.

## Technical specifications

Code	ME3024	ME3000	ME3000L	ME3010
<b>Electrical data</b>				
Power supply (Vac 50 Hz)*	-	230		
Power supply (Vdc)	24	-		
Absorption (A)	5	1.2	1.3	1.4
Power (W)	120	250	300	290
<b>Performance data</b>				
Speed (Rpm)	1.4	1.14	0.8	1.14
Torque (Nm)	250	300	250	300
Work cycle (%)	80	30		40
<b>Dimensional and general data</b>				
Protection level (IP)	67			
Working temp. (°C Min/Max)	-20 ÷ +50			
Dimensions (mm)	390x322x194.5 h			
Weight (kg)	11		11.5	

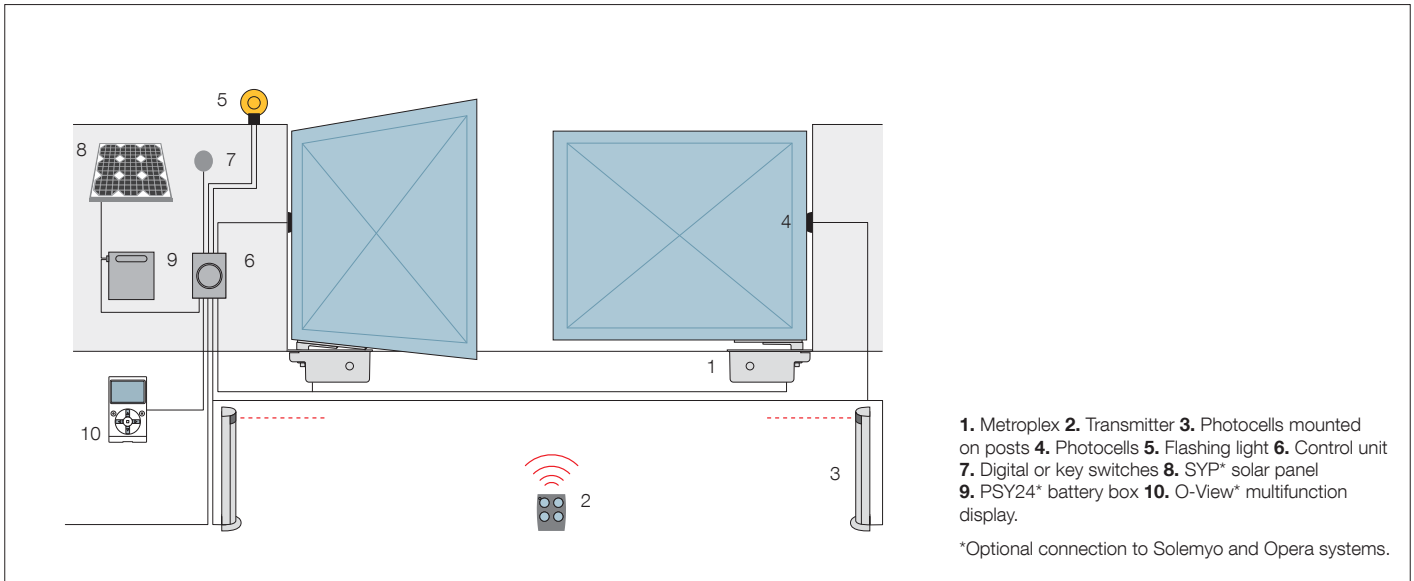
\*60 Hz version available on request.

## Utilisation limits



The shape, the height of the gate and the weather conditions can considerably reduce the values shown in the graph to the side. Use in windy areas 230 Vac models.





**Accessories**

<b>ME A2</b> Key unlock system. Pc/pack 1	<b>ME A3</b> Lever-type key unlock system to use when system is installed on surfaces such as sand or earth. Pc/pack 1	<b>ME A5</b> Lever-type unlock key for ME A3. Pc/pack 4	<b>ME A6</b> Limit switch bracket, for installations where box embedding in concrete is not possible. Pc/pack 1	<b>ME A1</b> Accessory for opening up to 360° for gates max. 2.5 m in length. Pc/pack 1	<b>PLA 10</b> Vertical 12 V electric lock (required for gates longer than 3 m). Pc/pack 1

**Accessory**

For 24 Vdc version

<b>PLA 11</b> Horizontal 12 V electric lock (required for gates longer than 3 m). Pc/pack 1	<b>TS</b> Signboard. Pc/pack 1	<b>PS 324</b> 24 V battery with integrated battery charger. Pc/pack 1

**Solemyo system**



The solar power kit Solemyo to automate gates, garage doors or barrier gates, including those located far from the power mains and without the need for costly and invasive excavation work. See pages 186/187

**Opera system**



The innovative Opera system enables the installer to manage, program and control automation systems, also remotely, simply and safely, with significant savings in time. See pages 140/141

Metro Box: brand new models of externally chamfered foundation box ensuring optimal resistance to corrosion!





## For swing gates with leaves up to 5 m, underground installation.

Irreversible electromechanical gear motor, 24 Vdc with magnetic encoder and mechanical stop.

### Chamfered foundation boxes

with mechanical stop on opening:

- in stainless steel (BMBOXI), ideal for use in extreme conditions,
- with cataphoresis paint finish (BMBOX), highly resistant to corrosion.

**Maximum freedom of choice:** release from inside or outside, two key or lever operated models, freely combinable and easy to operate with just one hand.

**Simple to use:** mechanical stop system on closure. Standard opening to 110°, or optional 360°.

**Ideal for intensive use,** compatible with the control unit Moonclever MC824H:

- simple programming via a single key;
- self-learning of travel limits on opening and closing;
- self-diagnostics of faults;
- programming of pause time;
- pass door;
- deceleration on opening and closing;
- dual technology obstacle detection;
- operation in the event of a power failure with optional rechargeable batteries (PS324);
- provision for connection of latest generation sensitive edges.

Code	Description	Pack/pallet
<b>BM5024</b>	Irreversible, 24 Vdc, with magnetic encoder, with mechanical stop on closing	18
<b>BMBOX</b>	Foundation box, with cataphoresis paint finish, with built-in mechanical stop on opening	18
<b>BMBOXI</b>	Stainless steel foundation box, with built-in mechanical stop on opening	18

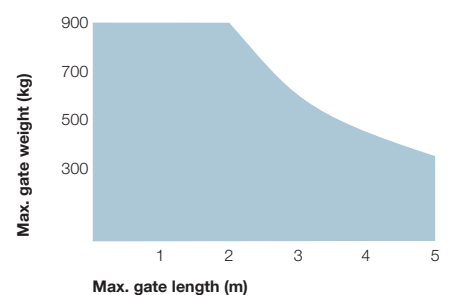
**Note:** key release mechanism, freely compatible with selection of models MEA2 and MEA3 motor.

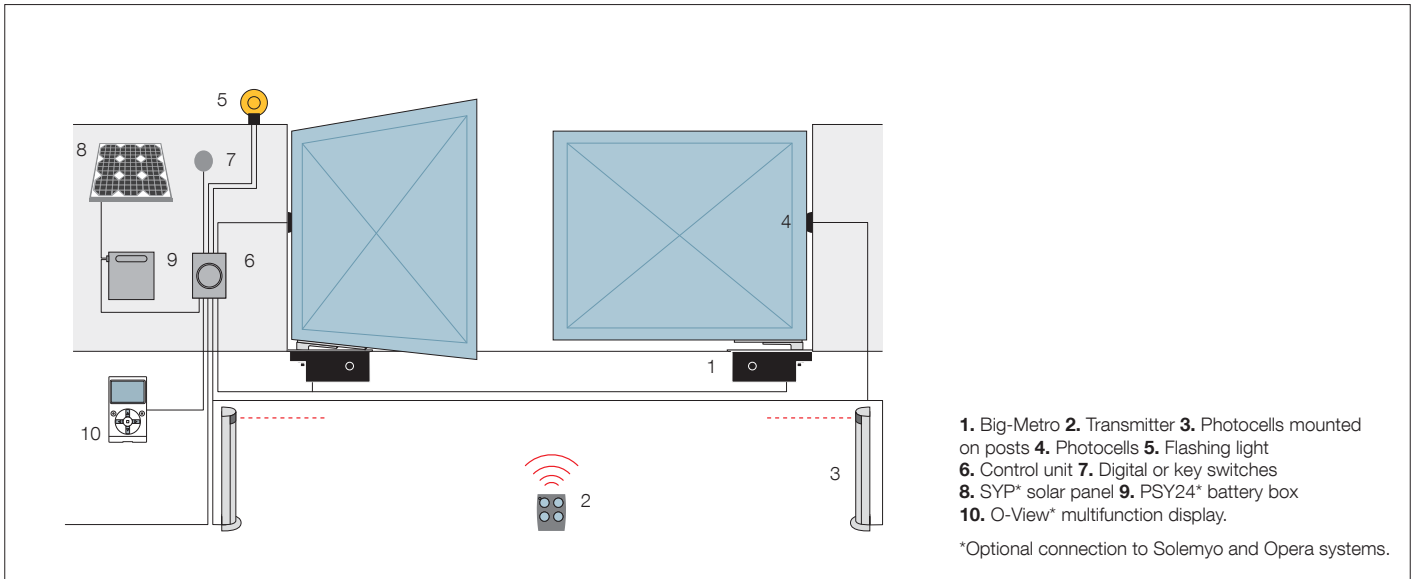
## Technical specifications

Code	BM5024
<b>Electrical data</b>	
Power supply (Vdc)	24
Absorption (A)	7
Power (W)	170
<b>Performance data</b>	
Speed (Rpm)	0.8
Torque (Nm)	400
Work cycle (cycles/hour)	45
<b>Dimensional and general data</b>	
Protection level (IP)	67
Working temp. (°C Min/Max)	-20 ÷ +50
Dimensions (mm)*	400x325x150 h
Weight (kg)	12

\*With foundation box

## Utilisation limits





**Accessories**

<p><b>ME A2</b> Key unlock system. Pc/pack 1</p>	<p><b>ME A3</b> Lever-type key unlock system to use when system is installed on surfaces such as sand or earth. Pc/pack 1</p>	<p><b>ME A5</b> Lever-type unlock key for ME A3. Pc/pack 4</p>	<p><b>BMA1</b> Accessory for opening up to 360° for gates max. 3.5 m in length. Pc/pack 1</p>	<p><b>PLA10</b> Vertical 12 V electric lock (required for gates longer than 3 m). Pc/pack 1</p>	<p><b>PLA11</b> Horizontal 12 V electric lock (required for gates longer than 3 m). Pc/pack 1</p>

**Accessory**

For 24 Vdc version



**TS**  
Signboard.  
Pc/pack 1



**PS324**  
24 V battery with integrated battery charger.  
Pc/pack 1

**Solemyo system**



The solar power kit Solemyo to automate gates, garage doors or barrier gates, including those located far from the power mains and without the need for costly and invasive excavation work.  
See pages 186/187

**Opera system**



The innovative Opera system enables the installer to manage, program and control automation systems, also remotely, simply and safely, with significant savings in time.  
See pages 140/141

Nice recommends customers order products in pallets in order to facilitate storage and delivery, and ensure packs are uniform. The number of packs per single pallet has been specified for this reason. Approximate draft.

## Systems for sliding gates

4 11	The Nice World
12 65	Systems for swing gates
<b>66 85</b>	<b>Systems for sliding gates</b>
86 109	Barrier gate operator systems
110 137	Systems for garage and industrial doors
138 179	Control systems
180 205	Accessories
206 225	Control units
226 229	Product code alphabetical index

**For residential use, installed  
inside a compact post**

70|71 Naked Sliding 400

---

**For residential and industrial use**

72|73 Robus 400/600/1000  
74|75 RobusKit 400  
76|77 RobusKit 600  
78|79 RoadKit  
80|81 Run 1500  
82|83 Run 1800/2500  
84 Tub

---

**Racks**

85

# Nice Selection guide

Follow the arrow and choose the right product

## For residential use, installed inside a compact post

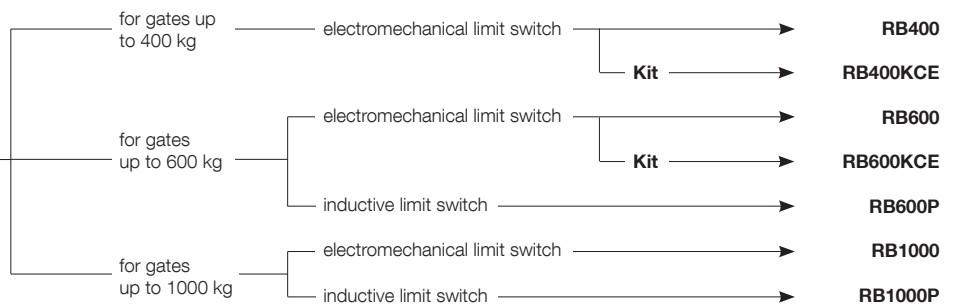
Irreversible, 24 Vdc, with built-in control unit and absolute encoder.  
With BlueBUS technology, compatible for operation with Solemyo and Opera.

**Naked Sliding 400** ————— for gates up to 400 kg —————> **NKSL400**  
pag. 70/71

## For residential use, also available in kit

Irreversible, 24 Vdc, with built-in control unit.  
With BlueBUS technology, compatible for operation with Solemyo and Opera.

**Robus RobusKit**  
pages 72/77



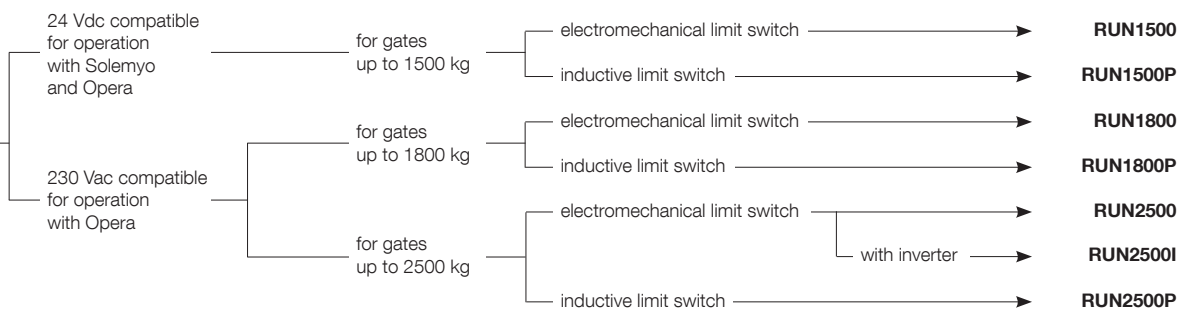
Irreversible, 24 Vdc, with built-in control unit.  
**RoadKit**  
pages 78/79

————— for gates up to 300 kg with leaf length up to 6 m —————> **RDKCE**

## For residential and industrial use

Irreversible, with built-in control unit, with BlueBUS technology.

**Run**  
pages 80/83




## For industrial use

Irreversible, 400 Vac, with built-in control unit.

**Tub** ————— for gates up to 3500 kg —————> **TUB3500**  
page 84

Naked Sliding 400



Robus  
RobusKit



RoadKit



Run



Tub





**The first Nice concealed motor for sliding gates up to 400 Kg with leaf length up to 6 m.**

Motor with built-in control unit and absolute encoder which can be **installed inside a compact post** with suitable holes.

Its **extremely small size** allows the motor to be installed even in very slender posts, with interior size down to 140x140 mm.

**User-friendly:** thanks to the BlueBUS system, allowing the control unit to be connected to up to 7 pairs of Moonbus series photocells and control, security and signalling devices with just two wires.

**State-of-the-art:** it features a temperature sensor that adapts the motor force to weather conditions, also modulating the overload protection.

**Master/slave selection:** for automatic synchronisation even of 2 motors, allowing automation of sliding gates with two opposing leaves.

**Intelligent:** thanks to obstacle detection and automatic working time programming. Self-diagnostics with flashing light signalling.

**Safe:** adjustable acceleration and deceleration at the start and end of every opening and closing operation.

**User-friendly, precise limit switch adjustment:** integral absolute limit switch, quick learning with just one opening or closing operation with motor released.

**Practical:** control unit and optional PS124 buffer batteries can be connected by means of practical guided - connector.

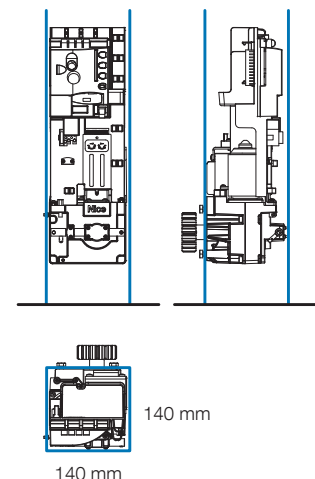
**Flexible:** unlocking can be provided on both sides of the post and/or on the outside (with the KIO and KA1 accessories). Also easy to install on existing posts.

Code	Description	Pack/pallet
NKSL400	Irreversible, 24 Vdc, with built-in control unit and absolute encoder allowing integration in post	16

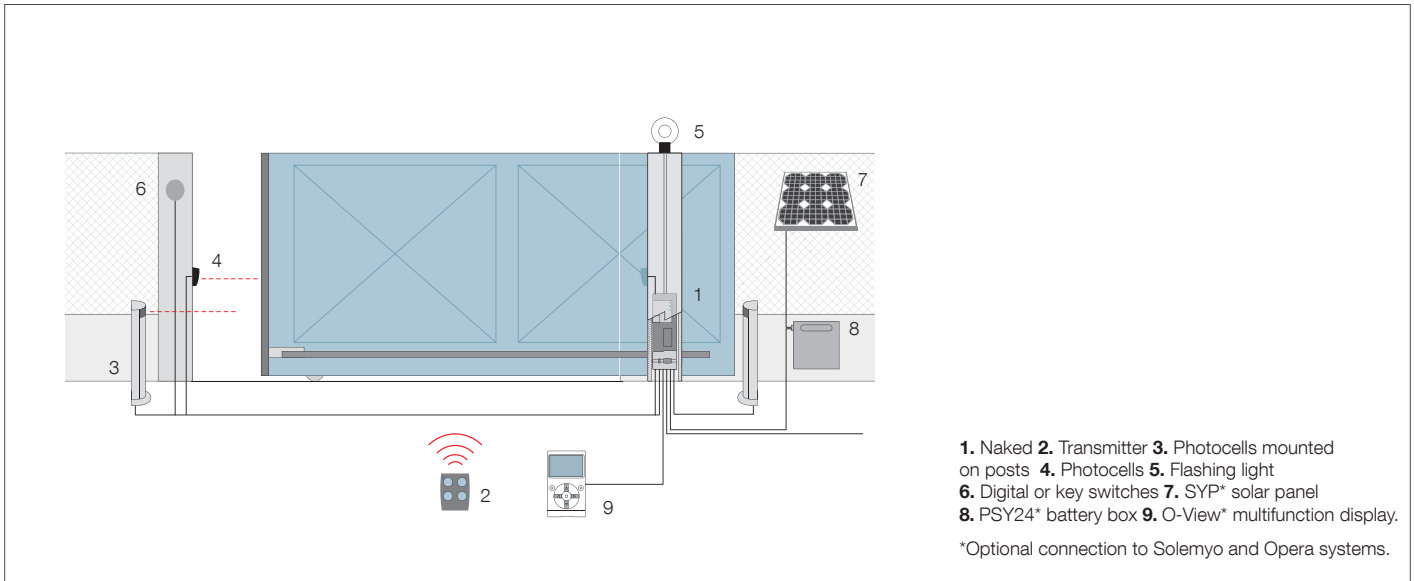
## Technical specifications

Code	NKSL400
<b>Electrical data</b>	
Power supply (Vac 50/60 Hz)	230 V
Absorption (A)	1.1
Power (W)	250 W
<b>Performance data</b>	
Speed (m/s)	0.34
Force (N)	400
Work cycle (cycles/hour)	35
<b>Dimensional and general data</b>	
Protection level (IP)	10*
Working temp. (°C Min/Max)	-20 ÷ +50
Dimensions (mm)	131x172x405 h
Weight (kg)	6.5


\* The protection degree of the automation is determined by the composition motor and column.







### Accessories

					
<b>NKA3</b> Spare control unit. Pc/pack 1	<b>PS124</b> 24 V battery with integrated battery charger. Pc/pack 1	<b>ROA6</b> M4 25x20x1000 mm slotted nylon rack with metal insert for gates weighing up to 500 kg. Pc/pack 10	<b>ROA7</b> M4 rack, zinc coated, 22x22x1000 mm. Pc/pack 10	<b>ROA8</b> M4 rack, 30x8x1000 mm, zinc coated with spacers and screws. Pc/pack 10	<b>KIO</b> Key-operated selector switch for low voltage contacts, with release mechanism for metal cord. Pc/pack 1

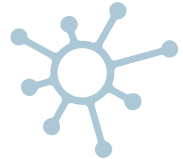
	
<b>KA1</b> 6 m cable release kit for KIO. Pc/pack 1	<b>TS</b> Signboard. Pc/pack 1

### Solemyo system



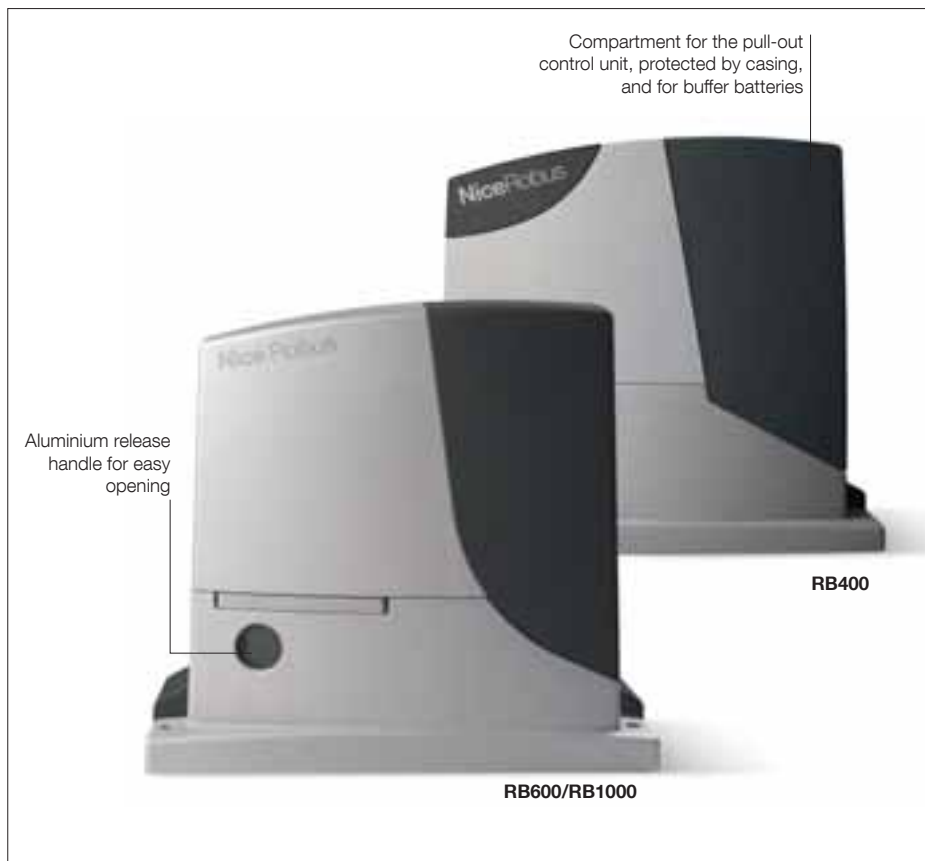
The solar power kit Solemyo to automate gates, garage doors or barrier gates, including those located far from the power mains and without the need for costly and invasive excavation work. See pages 186/187

### Opera system



The innovative Opera system enables the installer to manage, program and control automation systems, also remotely, simply and safely, with significant savings in time. See pages 140/141





**For sliding gates weighing up to 400 kg (RB400), up to 600 kg (RB600) and up to 1000 kg (RB1000).**

**Versions with electromechanical limit switch (RB400/RB600/RB1000) and with inductive limit switch (RB400P/RB600P/RB1000P).**

**User-friendly:** the Nice BlueBUS technology, enables to power and control a maximum of seven couples of photocells from the MoonBus series using two wires only.

**Practical:** the control unit and PS124 buffer battery (optional) can be connected by means of a simple connector and can be housed directly inside the motor.

**Advanced:** RB400, RB600 and RB1000 are equipped with a temperature sensor: adapt the motor power to the climatic conditions and at the same time thermal cut-out. A master/slave selection automatically synchronises two motors. This means it is possible to automate 2-leaf sliding gates set opposite each other.

**Intelligent:** thanks to the obstacle detection system and automatic programming of the working times. Self-diagnosis by means of a flashing light. 8 programming levels.

**Safe:** acceleration and deceleration can be adjusted at the beginning and end of each opening and closing manoeuvre.

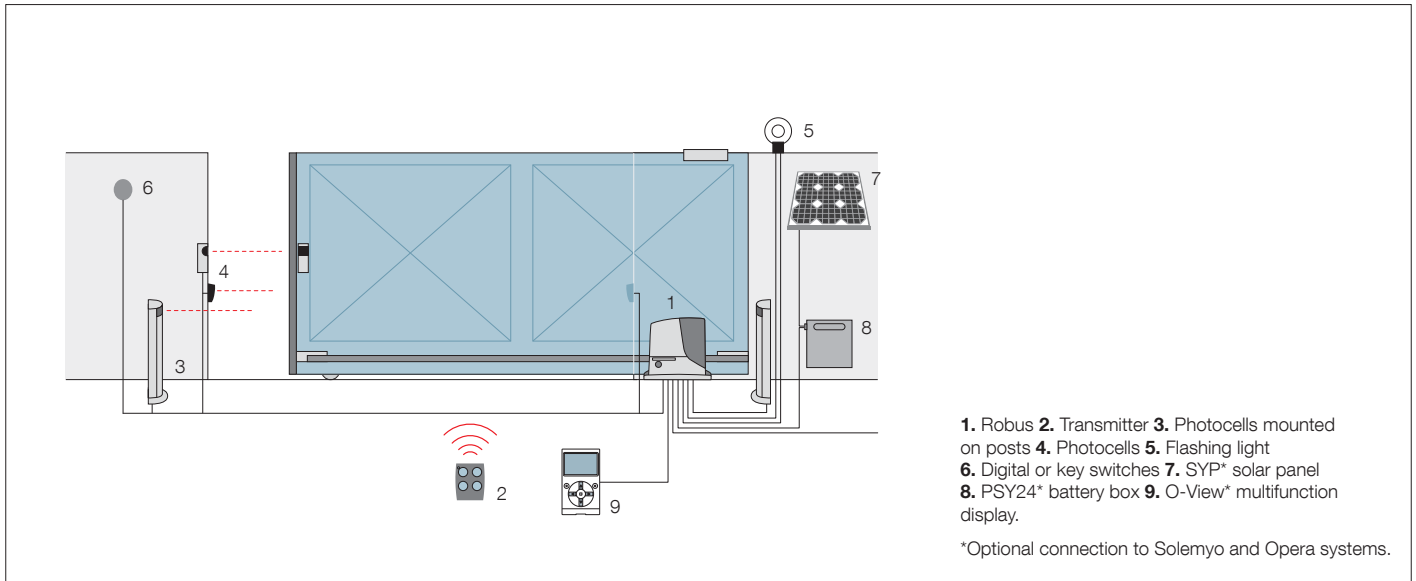
**Sturdy:** base and release in pressure die cast with easy to open handle.

**Very quiet:** gear motor on bearings.

Code	Description	Pack/pallet
<b>RB400</b>	Irreversible, 24 Vdc, with incorporated control unit, with electromechanical limit switch, for gates up to 400 kg	15
<b>RB600</b>	Irreversible, 24 Vdc, with incorporated control unit, with electromechanical limit switch, for gates up to 600 kg	15
<b>RB600P</b>	Irreversible, 24 Vdc, with incorporated control unit, with inductive limit switch, for gates up to 600 kg	15
<b>RB1000</b>	Irreversible, 24 Vdc, with incorporated control unit, with electromechanical limit switch, for gates up to 1000 kg	15
<b>RB1000P</b>	Irreversible, 24 Vdc, with incorporated control unit, with inductive limit switch, for gates up to 1000 kg	15

## Technical specifications

Code	RB400	RB600/600P	RB1000/1000P
<b>Electrical data</b>			
Power supply (Vac 50/60 Hz)	230		
Absorption (A)	1.1	2.5	2.3
Power (W)	250	515	450
<b>Performance data</b>			
Speed (m/s)	0.34	0.31	0.28
Force (N)	400	600	900
Work cycle (cycles/hour)	35	40	50
<b>Dimensional and general data</b>			
Protection level (IP)	44		
Working temp. (°C Min/Max)	-20 ÷ +50		
Dimensions (mm)	330x210x303 h		
Weight (kg)	8	11	13



### Accessories



**RBA3**  
Spare control unit for RB400, RB600/600P, RB1000/1000P and RUN1500/1500P.  
Pc/pack 1



**PS124**  
24 V battery with integrated battery charger.  
Pc/pack 1



**RBA1**  
Inductive limit switch.  
Pc/pack 1



**ROA6**  
(for RB400)  
M4 25x20x1000 mm slotted nylon rack with metal insert for gates weighing up to 500 kg.  
Pc/pack 10



**ROA7**  
M4 rack, zinc coated, 22x22x1000 mm.  
Pc/pack 10



**ROA8**  
M4 rack, 30x8x1000 mm, zinc coated with spacers and screws.  
Pc/pack 10



**TS**  
Signboard.  
Pc/pack 1

### Solemyo system



The solar power kit Solemyo to automate gates, garage doors or barrier gates, including those located far from the power mains and without the need for costly and invasive excavation work.  
See pages 186/187

### Opera system



The innovative Opera system enables the installer to manage, program and control automation systems, also remotely, simply and safely, with significant savings in time.  
See pages 140/141

RB400



## For sliding gates weighing up to 400 kg.

**User-friendly:** the Nice BlueBUS technology, enables to power and control a maximum of seven couples of photocells from the MoonBus series using two wires only.

**Practical:** the control unit and PS124 buffer battery (optional) can be connected by means of a simple connector and can be housed directly inside Robus.

**Advanced:** RB400 is equipped with a temperature sensor: adapt the motor power to the climatic conditions and at the same time thermal cut-out. A master/slave selection automatically synchronises two motors. This means it is possible to automate 2-leaf sliding gates set opposite each other.

**Intelligent:** thanks to the obstacle detection system and automatic programming of the working times. Self-diagnosis by means of a flashing light. 8 programming levels.

**Safe:** acceleration and deceleration can be adjusted at the beginning and end of each opening and closing manoeuvre.

**Sturdy:** base and release in pressure die cast aluminium and epoxy paint finish.

**Very quiet:** gear motor on bearings.

ON2



MOFB



MOSE



MLBT



TS



### The kit contains:

**RB400** 1 irreversible electromechanical gear motor, with incorporated control unit and OXI plug-in receiver which can be used for connections via Nice BlueBUS. **ON2** 1 transmitter 433.92 MHz, 2 channels.

**MOFB** 1 couple of external photocells designed for connection by Nice BlueBUS.

**MOSE** 1 key selector switch for outdoor installation. **MLBT** 1 flashing light with integrated aerial.

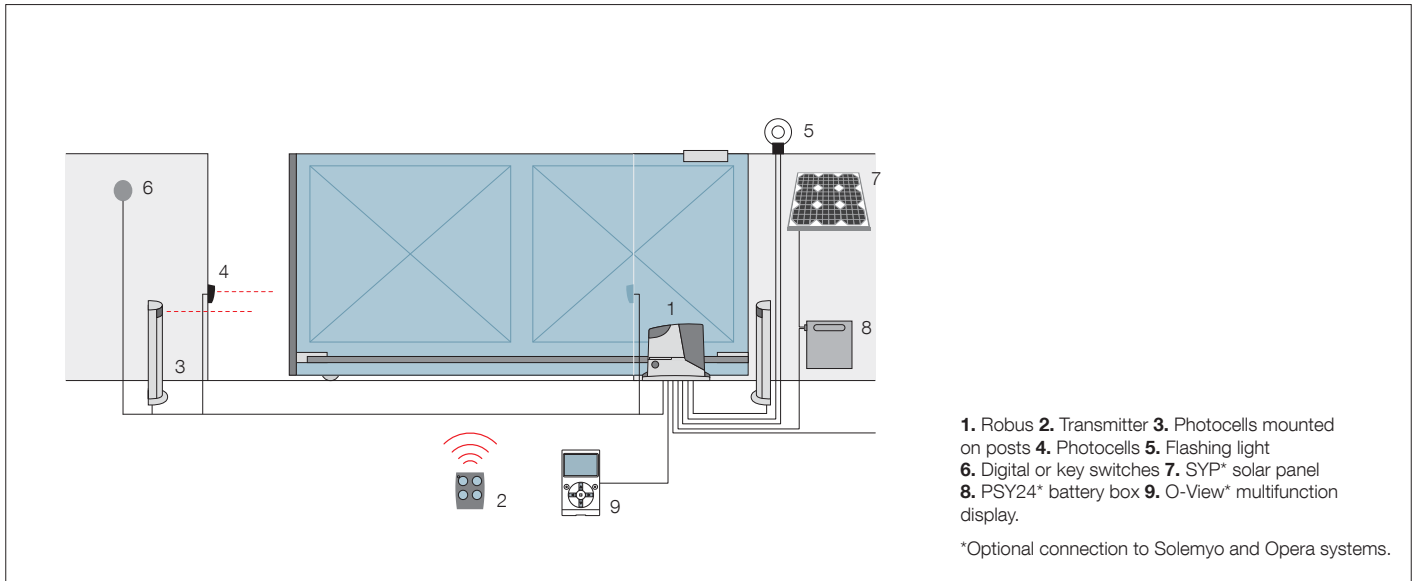
**TS** 1 signboard.

Code	Description	Pack/pallet
RB400KCE	Kit for the automation of sliding gates up to 400 kg, 24 Vdc, incorporated control unit	14

**N.B.** The content of the package may vary: consult the retailer.

### Technical specifications

Code	RB400
<b>Electrical data</b>	
Power supply (Vac 50/60 Hz)	230
Absorption (A)	1.1
Power (W)	250
<b>Performance data</b>	
Speed (m/s)	0.34
Force (N)	400
Work cycle (cycles/hour)	35
<b>Dimensional and general data</b>	
Protection level (IP)	44
Working temp. (°C Min/Max)	-20 ÷ +50
Dimensions (mm)	330x195x277 h
Weight (kg)	8



### Accessories



**RBA3**  
Spare control unit  
for RB400, RB600/600P,  
RB1000/1000P  
and RUN1500/1500P.  
Pc/pack 1



**PS124**  
24 V battery  
with integrated  
battery charger.  
Pc/pack 1



**RBA1**  
Inductive limit switch.  
Pc/pack 1



**ROA6**  
M4 25x20x1000 mm  
slotted nylon rack  
with metal insert  
for gates weighing  
up to 500 kg.  
Pc/pack 10



**ROA7**  
M4 rack, zinc coated,  
22x22x1000 mm.  
Pc/pack 10



**ROA8**  
M4 rack, 30x8x1000 mm,  
zinc coated with spacers  
and screws.  
Pc/pack 10

### Solemyo system



The solar power kit Solemyo to automate gates, garage doors or barrier gates, including those located far from the power mains and without the need for costly and invasive excavation work. See pages 186/187

### Opera system



The innovative Opera system enables the installer to manage, program and control automation systems, also remotely, simply and safely, with significant savings in time. See pages 140/141



RB600



## For sliding gates weighing up to 600 kg.

**User-friendly:** the Nice BlueBUS technology, enables to power and control a maximum of seven couples of photocells from the MoonBus series using two wires only.

**Practical:** the control unit and PS124 buffer battery (optional) can be connected by means of a simple connector and can be housed directly inside the motor.

**Advanced:** RB600 is equipped with a temperature sensor: adapt the motor power to the climatic conditions and at the same time thermal cut-out; a master/slave selection automatically synchronises two motors. This means it is possible to automate 2-leaf sliding gates set opposite each other.

**Intelligent:** thanks to the obstacle detection system and automatic programming of the working times. Self-diagnosis by means of a flashing light. 8 programming levels.

**Safe:** acceleration and deceleration can be adjusted at the beginning and end of each opening and closing manoeuvre.

**Sturdy:** base and release in pressure die cast with easy to open handle.

**Very quiet:** gear motor on bearings.

ON2



MOFB



MOSE



MLBT



TS



### The kit contains:

**RB600** 1 irreversible electromechanical gear motor, with incorporated control unit and OXI plug-in receiver which can be used for connections via Nice BlueBUS. **ON2** 1 transmitter 433.92 MHz, 2 channels.

**MOFB** 1 couple of external photocells designed for connection by Nice BlueBUS.

**MOSE** 1 key selector switch for outdoor installation. **MLBT** 1 flashing light with integrated aerial.

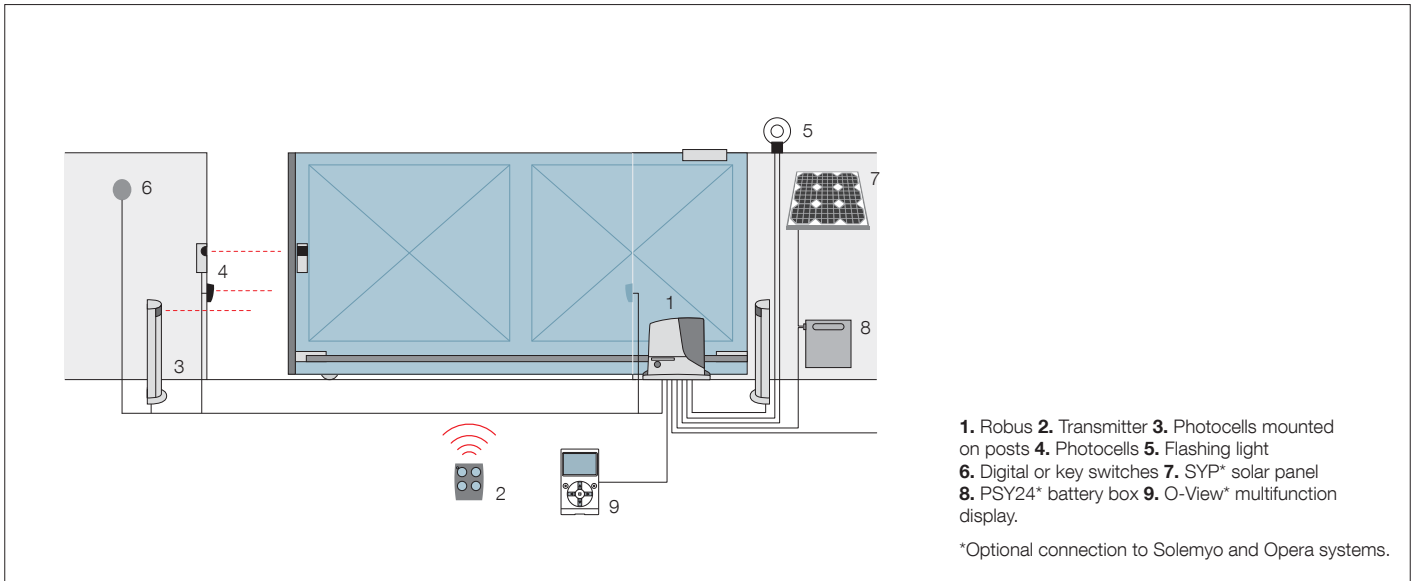
**TS** 1 signboard.

Code	Description	Pack/pallet
RB600KCE	Kit for the automation of sliding gates up to 600 kg, 24 Vdc, incorporated control unit	14

**N.B.** The content of the package may vary: consult the retailer.

## Technical specifications

Code	RB600
<b>Electrical data</b>	
Power supply (Vac 50/60 Hz)	230
Absorption (A)	2.5
Power (W)	515
<b>Performance data</b>	
Speed (m/s)	0.31
Force (N)	600
Work cycle (cycles/hour)	40
<b>Dimensional and general data</b>	
Protection level (IP)	44
Working temp. (°C Min/Max)	-20 ÷ +50
Dimensions (mm)	330x210x303h
Weight (kg)	11



### Accessories



**RBA3**  
Spare control unit for RB400, RB600/600P, RB1000/1000P and RUN1500/1500P.  
Pc/pack 1



**PS124**  
24 V battery with integrated battery charger.  
Pc/pack 1



**RBA1**  
Inductive limit switch.  
Pc/pack 1



**ROA7**  
M4 rack, zinc coated, 22x22x1000 mm.  
Pc/pack 10



**ROA8**  
M4 rack, 30x8x1000 mm, zinc coated with spacers and screws.  
Pc/pack 10

### Solemyo system



The solar power kit Solemyo to automate gates, garage doors or barrier gates, including those located far from the power mains and without the need for costly and invasive excavation work.  
See pages 186/187

### Opera system



The innovative Opera system enables the installer to manage, program and control automation systems, also remotely, simply and safely, with significant savings in time.  
See pages 140/141



RD300



**For sliding gates weighing up to 300 kg and up to 6 m length.**

**Practical:** built-in control unit, can be connected by means of a simple connector and can be housed directly inside the motor; incorporated radio card, compatible with the Nice Flo and Smilo systems: 150 transmitters can be entered!

**Advanced:** the speed, strength and pause can all be adjusted.

**Intelligent:** thanks to the obstacle detection system and automatic programming of the working times. Self-diagnosis by means of a flashing light.

**Safe:** acceleration and deceleration can be adjusted at the beginning and end of each opening and closing manoeuvre.

FLO2R-S



MOF



MOSE



MLBT



TS



**The kit contains:**

**RD300** 1 irreversible electromechanical gear motor, 24 Vdc, with incorporated control unit and receiver.  
**FLO2R-S** 1 transmitter 433.92 MHz, 2 channels. **MOF** 1 pair of photocells for outdoor installation.  
**MOSE** 1 key selector switch for outdoor installation. **MLBT** 1 flashing light with integrated aerial.  
**TS** 1 signboard.

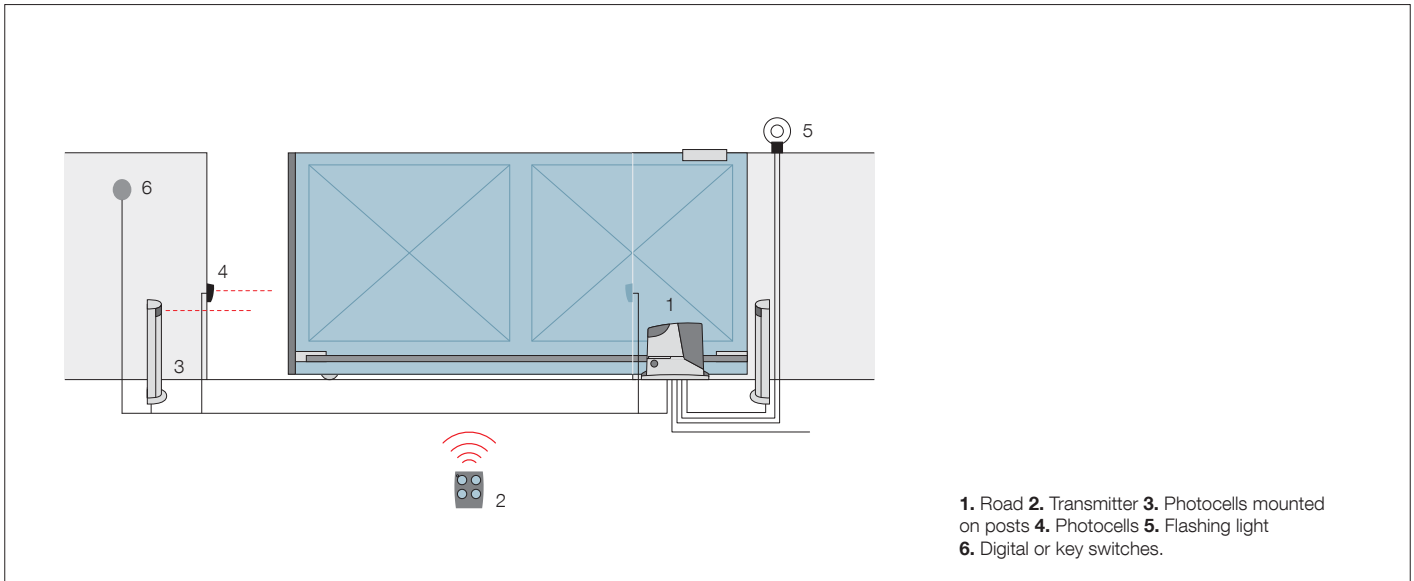
Code	Description
<b>RDKCE</b>	Kit for the automation of sliding gates up to 300 kg and up to 6 m length, 24 Vdc, with incorporated control unit and receiver

**N.B.** The content of the package may vary: consult the retailer.

**Technical specifications**

Code	RD300
<b>Electrical data</b>	
Power supply (Vac 50/60 Hz)	230
Absorption (A)	1.1
Power (W)	210
<b>Performance data</b>	
Speed (m/s)	0.25
Force (N)	300
Work cycle (cycles/hour)	20
<b>Dimensional and general data</b>	
Protection level (IP)	44
Working temp. (°C Min/Max)	-20 ÷ +50
Dimensions (mm)	330x195x277 h
Weight (kg)	8





**1.** Road **2.** Transmitter **3.** Photocells mounted on posts **4.** Photocells **5.** Flashing light **6.** Digital or key switches.

**Accessories**



**RBA4**  
Spare control unit for RDKCE.



**CM-B**  
Pawl with two metal release keys.



**LO5**  
Plastic rack 26x26x500 mm, for gates weighing up to 400 kg.  
Pc/pack 10



**ROA6**  
M4 25x20x1000 mm slotted nylon rack with metal insert for gates weighing up to 500 kg.  
Pc/pack 10



**ROA7**  
M4 rack, zinc coated, 22x22x1000 mm.  
Pc/pack 10



**ROA8**  
M4 rack, 30x8x1000 mm, zinc coated with spacers and screws.  
Pc/pack 10





**For sliding gates weighing up to 1500 kg.**

**Versions with electromechanical limit switch (RUN1500) and with inductive limit switch (RUN1500P).**

**User-friendly:** the BlueBUS technology, enables to power and control a maximum of 7 couples of photocells from the MoonBus series using two wires only.

**Practical:** the control unit and PS124 buffer battery (optional) can be connected by means of a simple connector and can be housed directly inside the motor.

**Advanced:** the temperature sensor adapts the motor force to weather conditions, setting the thermal cut-out protection accordingly; a master/slave selection automatically synchronises 2 motors, enabling the automation of sliding gates with two opposing leaves.

**Intelligent:** thanks to the obstacle detection system and automatic programming of the working times. Self-diagnosis by means of a flashing light. 8 programming levels.

**Safe:** acceleration and deceleration can be adjusted at the beginning and end of each opening and closing manoeuvre.

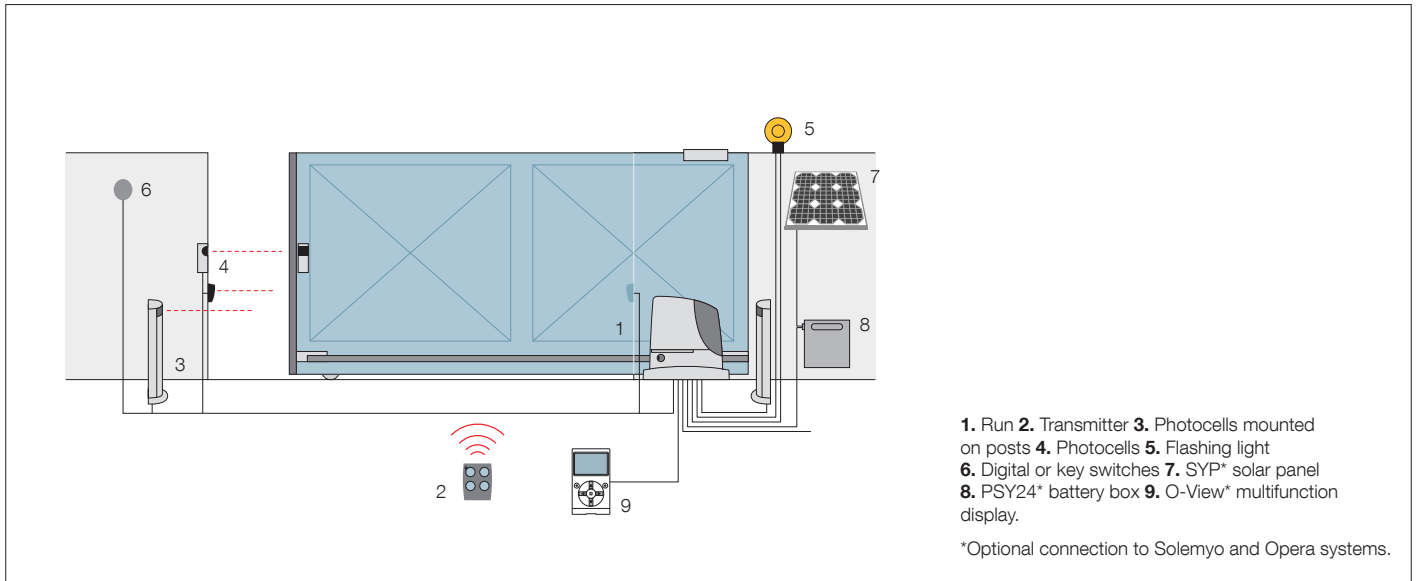
**Sturdy:** aluminium release handle for easy opening.

**Very quiet:** gear motor on bearings.

Code	Description	Pack/pallet
<b>RUN1500</b>	Irreversible, 24 Vdc, with built-in control unit, with electromechanical limit switch, for sliding gates weighing up to 1500 kg	12
<b>RUN1500P</b>	Irreversible, 24 Vdc, with built-in control unit, with inductive limit switch, for sliding gates weighing up to 1500 kg	12






## Technical specifications

Code	RUN1500/1500P
<b>Electrical data</b>	
Power supply (Vac 50/60 Hz)	230
Absorption (A)	2
Power (W)	400
<b>Performance data</b>	
Speed (m/s)	0.25
Force (N)	1000
Work cycle (cycles/hour)	60
<b>Dimensional and general data</b>	
Protection level (IP)	44
Working temp. (°C Min/Max)	-20 ÷ +50
Dimensions (mm)	400x255x390 h
Weight (kg)	19



**1.** Run **2.** Transmitter **3.** Photocells mounted on posts **4.** Photocells **5.** Flashing light **6.** Digital or key switches **7.** SYP\* solar panel **8.** PSY24\* battery box **9.** O-View\* multifunction display.  
\*Optional connection to Solemyo and Opera systems.

**Accessories**

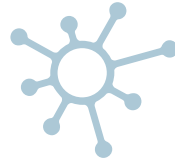
 <p><b>RBA3</b> Spare control unit for RB400, RB600/600P, RB1000/1000P and RUN1500/1500P. Pc/pack 1</p>	 <p><b>PS124</b> 24 V battery with integrated battery charger. Pc/pack 1</p>	 <p><b>RBA1</b> Inductive limit switch. Pc/pack 1</p>	 <p><b>ROA7</b> M4 rack, zinc coated, 22x22x1000 mm. Pc/pack 10</p>	 <p><b>ROA8</b> M4 rack, 30x8x1000 mm, zinc coated with spacers and screws. Pc/pack 10</p>
 <p><b>ROA81</b> M6 rack, 30x30x1000 mm, zinc coated, to be coupled with RUA12. Pc/pack 1</p>	 <p><b>RUA12</b> 12-teeth pinion, module 6, to be coupled with rack ROA81. The Run automation is supplied with a module 4 pinion to be used with the standard racks ROA7 and ROA8. Pc/pack 1</p>	 <p><b>TS</b> Signboard. Pc/pack 1</p>		

**Solemyo system**



The solar power kit Solemyo to automate gates, garage doors or barrier gates, including those located far from the power mains and without the need for costly and invasive excavation work.  
See pages 186/187

**Opera system**



The innovative Opera system enables the installer to manage, program and control automation systems, also remotely, simply and safely, with significant savings in time.  
See pages 140/141



**For sliding gates weighing up to 1800 kg (RUN1800) and up to 2500 kg (RUN2500).**

**Ventilated motor with inductive limit switch (RUN1800P/RUN2500P) or electromechanical limit switch (RUN1800/RUN2500I/RUN2500).**

**Suitable to operate in extreme conditions, in systems for intensive use.**

**Simple to install:** the BlueBUS system enables connections by means of just two wires between the control unit and up to 15 control safety and signalling devices.

**Safe:** the acceleration settings (at the start of the manoeuvre) and the deceleration settings (at the end of the manoeuvre) are precise and reliable.

**The temperature sensor:** Run is able to manage force, adapting it to the different climatic and environmental conditions, while adapting the thermal cut-out protection and intensity of self-ventilation, depending on the temperature reading.

A **master/slave** selection also automatically synchronises 2 motors, enabling the automation of sliding gates with two opposing leaves.

**Practical and functional:** the control unit (and inverter on version RUN2500I), housed inside Run, can be simply connected by means of the practical connector guide.

**Very quiet:** gear motor on bearings.

#### RUN2500I version with built-in inverter

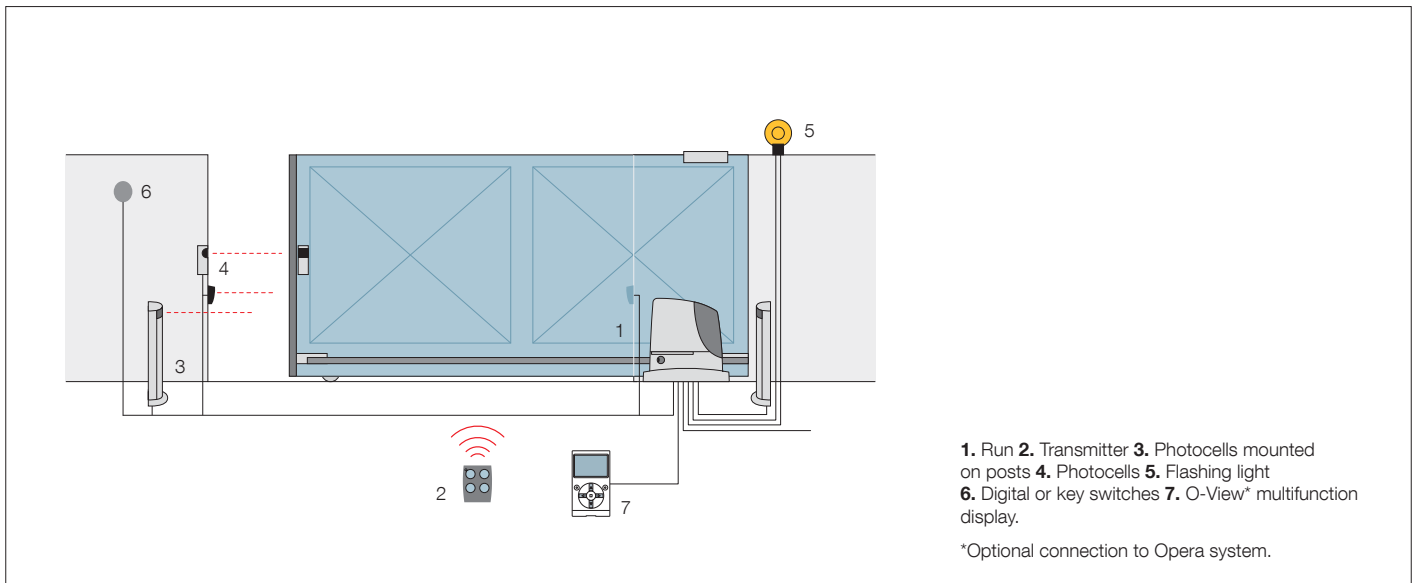
**Perfect movement:** the inverter enables the power supply and drive of the 3-phase motor with single-phase current at 230 Vac, acting on the frequency to adjust speed of the automation from a minimum of 8.2 m/min to maximum 15.4 m/min. In the automation deceleration phase, the inverter, which dialogues with the control unit, increases the torque, thus improving performance and reducing the risk of the automation blocking on impact with obstacles.

Code	Description	Pack/pallet
<b>RUN1800</b>	Irreversible, 230 Vac, with built-in control unit, with electromechanical limit switch, for sliding gates weighing up to 1800 kg	12
<b>RUN1800P</b>	Irreversible, 230 Vac, with built-in control unit, with inductive limit switch, for sliding gates weighing up to 1800 kg	12
<b>RUN2500</b>	Irreversible, 230 Vac, with built-in control unit, with electromechanical limit switch, for sliding gates weighing up to 2500 kg	12
<b>RUN2500P</b>	Irreversible, 230 Vac, with built-in control unit, with inductive limit switch, for sliding gates weighing up to 2500 kg	12
<b>RUN2500I</b>	Irreversible, 230 Vac, with built-in control unit and inverter, with electromechanical limit switches, for sliding gates weighing up to 2500 kg	12

#### Technical specifications

Code	RUN1800/1800P	RUN2500/2500P	RUN2500I
<b>Electrical data</b>			
Power supply (Vac/Hz)	230/50*		230/50-60
Absorption (A)	3	3.8	3.7
Power (W)	700	870	650
<b>Performance data</b>			
Speed (m/s)	0.17		0.26
Force (N)	1110	1390	1660
Work cycle (cycles/hour)	42		56
<b>Dimensional and general data</b>			
Protection level (IP)	44		
Working temp. (°C Min/Max)	-20 ÷ +50		
Dimensions (mm)	400x255x390 h		
Weight (kg)	24.5	25	

\*60 Hz version available on request.



### Accessories



**RUA1**  
Spare control unit  
for RUN1800/1800P  
and RUN2500/2500P.  
Pc/pack 1



**RUA2**  
Spare control unit  
for RUN2500L.  
Pc/pack 1



**RUA3**  
Spare inverter  
for RUN2500L.  
Pc/pack 1



**ROA7**  
M4 rack, zinc coated,  
22x22x1000 mm.  
Pc/pack 10



**ROA8**  
M4 rack, 30x8x1000 mm,  
zinc coated with spacers  
and screws.  
Pc/pack 10



**ROA81**  
M6 rack, 30x30x1000 mm,  
zinc coated, to be  
coupled with RUA12.  
Pc/pack 1




**RUA12**  
12-teeth pinion,  
module 6, to be coupled  
with rack ROA81.  
The Run automation is supplied  
with a module 4 pinion to be  
used with the standard racks  
ROA7 and ROA8.  
Pc/pack 1



**TS**  
Signboard.  
Pc/pack 1

### Opera system



The innovative Opera system enables the installer to manage, program and control automation systems, also remotely, simply and safely, with significant savings in time. See pages 140/141



**For sliding gates weighing up to 3500 kg.**

**Ideal for industrial use.**

Irreversible electromechanical 400 Vac gear motor with built-in Mindy A500 control unit.

**Powerful:** 550 W absorbed output and a peak thrust of over 400 Nm.

**Functionality and safety:** programmable, electronic brake which prevents gate inertia; self-ventilated motor to increase the working cycles; optional PIU card to increase the basic functions; possibility of slowdown.

**Maximum durability and silence:** bronze and metal gears.

**Advanced:** Tub meets all requirements in terms of control, thanks to the functions which can be selected by means of dipswitches.

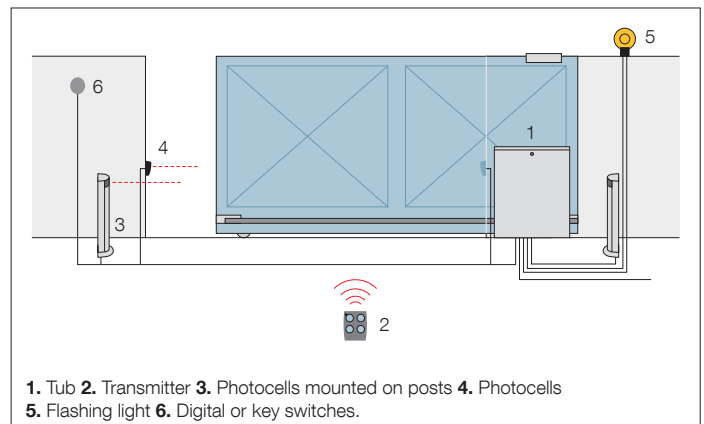
**Practical:** the lever release enables safe and simple operation.

Code	Description
<b>TUB3500</b>	Irreversible, electromechanical limit switch, 400 Vac, with built-in Mindy A500 control unit

### Technical specifications

Code	TUB3500
<b>Electrical data</b>	
Power supply (Vac 50 Hz)*	400
Absorption (A)	1.65
Power (W)	550
<b>Performance data</b>	
Speed (m/s)	0.17
Force (N)	7740
Work cycle (cycles/day)	200
<b>Dimensional and general data</b>	
Protection level (IP)	44
Working temp. (°C Min/Max)	-20 ÷ +50
Dimensions (mm)	480x240x580 h
Weight (kg)	60

\*Usable also at 60 Hz with consequent change in performance ratings.



### Accessories



**A500**  
Spare control unit.  
Pc/pack 1



**PIU**  
Expansion card for control unit.  
Pc/pack 1



**ROA81**  
M6 rack, 30x30x1000 mm, zinc coated.  
Pc/pack 1



**TS**  
Signboard.  
Pc/pack 1

Nice recommends customers order products in pallets in order to facilitate storage and delivery, and ensure packs are uniform. The number of packs per single pallet has been specified for this reason. Approximate draft.



## For sliding gates or on motors with pinion.

Plastic racks are available for lightweight gates up to 400 kg (LO5) and up to 500 kg (ROA6) and galvanised racks, ideal for any type of sliding gate, residential and industrial: ROA7 for direct welding on the gate, and the practical ROA8 (the spacers are welded onto the gate, and then the rack is screwed onto the spacers).



**LO5**  
Plastic rack  
26x26x500 mm,  
for gates weighing  
up to 400 kg.  
Pc/pack 10



**ROA6**  
M4 25x20x1000 mm  
slotted nylon rack  
with metal insert  
for gates weighing  
up to 500 kg.  
Pc/pack 10



**ROA7**  
M4 rack, zinc coated,  
22x22x1000 mm.  
Pc/pack 10



**ROA8**  
M4 rack, 30x8x1000 mm,  
zinc coated with spacers  
and screws.  
Pc/pack 10



**ROA81**  
M6 rack,  
30x30x1000 mm,  
zinc coated.  
Pc/pack 1

## Barrier gate operator systems

- 4|11 The Nice World
- 12|65 Systems for swing gates
- 66|85 Systems for sliding gates
- 86|109 Barrier gate operator systems**
- 110|137 Systems for garage and industrial doors
- 138|179 Control systems
- 180|205 Accessories
- 206|225 Control units
- 226|229 Product code alphabetical index





**NiceBar System**

90|91 L -Bar  
92|95 M -Bar  
96|97 S -Bar

---

100|101 X-Bar  
102|105 Signo  
106|109 Wil

# Nice S/M/L Bar

## Integrated solutions for all requirements.

New range of barrier gate operators to control road access to car parks, industrial, private and block of flats transit areas, including high traffic ones.

## 5 models in 3 standard versions, up to 7 modular bars from 3 to 9 m.


Easy transport and optimised management in the warehouse.





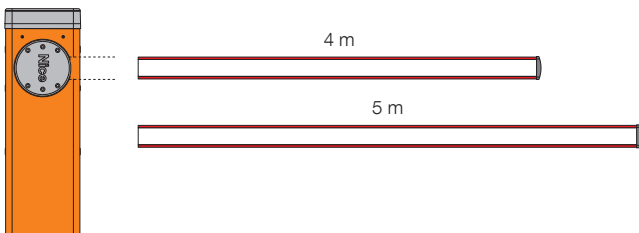
**SBAR**

- With specific 4 m bar
- Provision for: protective rubber trim and indicator lights



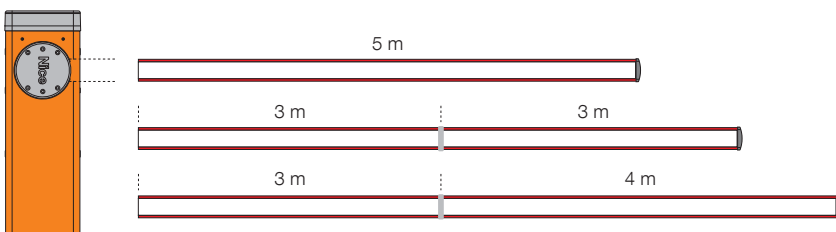
**M3BAR**

- With 3 m bar
- Provision for: protective rubber trim and indicator lights



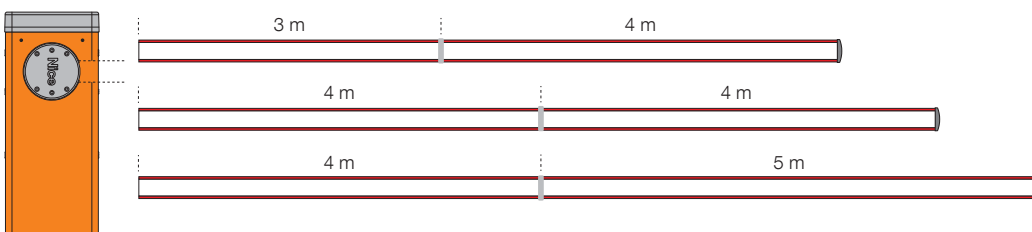
**M5BAR**

- With 4 m bar
- Provision for: protective rubber trim, indicator lights, rack, mobile stand
- With 5 m bar
- Provision for: protective rubber trim and indicator lights




**M7BAR**

- With 5 m bar
- Provision for: protective rubber trim, indicator lights, rack, mobile stand
- With bar up to 6 m (3+3 m)\*
- Provision for: protective rubber trim, indicator lights, rack, mobile stand
- With bar up to 7 m (3+4 m)\*
- Provision for: protective rubber trim and indicator lights
- \*Use XBA9 joint to assemble bars



**LBAR**

- With bar of 7 m (3+4 m)\*
- Provision for: protective rubber trim, indicator lights, rack, mobile stand
- With bar of 8 m (4+4 m)\*
- Provision for: protective rubber trim, indicator lights, rack, mobile stand
- With bar of 9 m (4+5 m)\*
- Provision for: protective rubber trim and indicator lights
- \*Use XBA9 joint to assemble bars



## Electromechanical road barrier system for control of road access.

24 Vdc gear motor with built-in control unit and loop detector.

### Powerful and fast, for bars from 7 to 9 m.

**Modular:** bars of 7, 8 and 9 metres are easily assembled using the aluminium expansion joint.

Possibility for intelligent control of two opposing automations thanks to **“master/slave” function**.

**Strength and reliability:** robust structure in steel, new high strength balancing springs guaranteed up to 1,000,000 opening and closing operations and elliptical section bar with high wind-gust resistance.

Optional flashing or traffic light can be integrated in cover.

Encoder movement control and electromechanical limit switches.

**More comfort and safety in programming and maintenance phases:** the separate enclosures for electronics and mechanics protect internal parts from potential risks.

**Rapid and easy access** to the control unit located in the upper section of the barrier body.

Simple fixture of the completely concealed photocells onto the specially designed seats on the barrier body.

**More safety and reliability:** obstacle detection and monitoring of motor absorption during automation movement.

Automatic fault diagnostics during operation with consequent signalling of fault type through specific flash sequences.

Provision for connection of latest generation optical and resistive sensitive edges (with 8.2 KOhm resistance).

**Energy saving:** the system sets to standby when not in use to save consumption.

**No blackouts:** emergency backup power with the optional batteries housed inside the case.

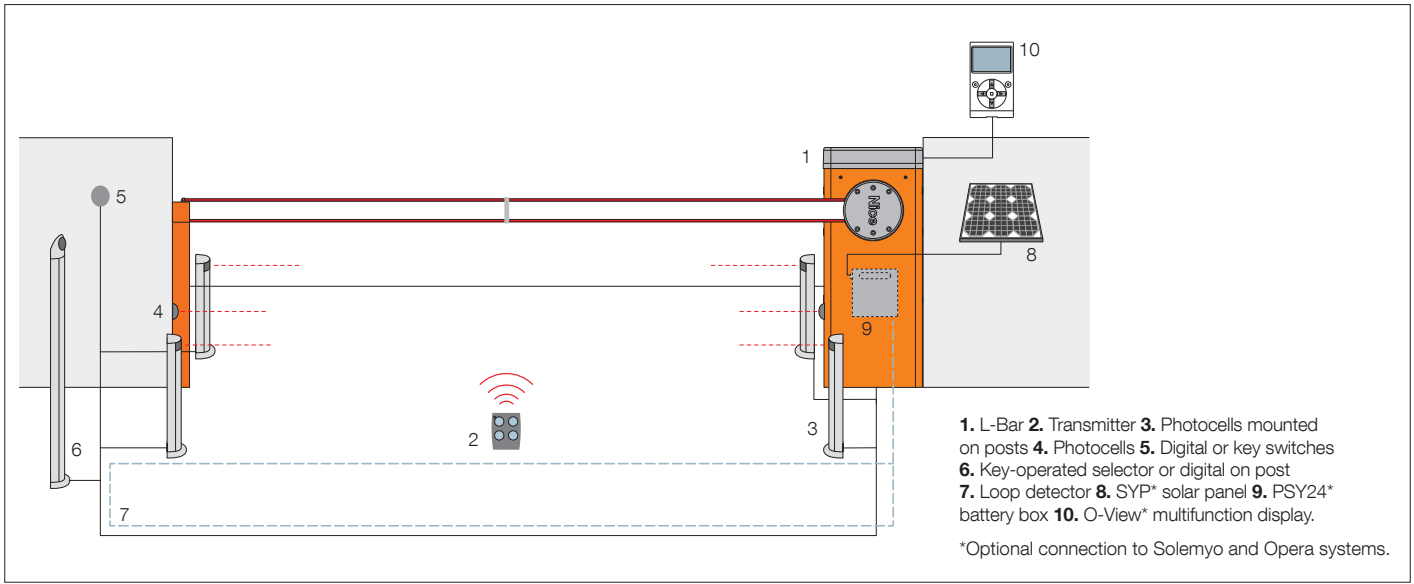
**Release from side with metal key,** can be installed on either side.

**For bars up to 9 m,** irreversible 230 Vac, 24 Vdc motor, with foundation plate:

Code	Description
<b>LBAR</b>	With steel case with protective cataphoresis treatment and paint finish
<b>LBARI</b>	With stainless steel case

## Technical specifications

Code	LBAR	LBARI
<b>Electrical data</b>		
Power supply (Vac 50/60 Hz)	230	
Absorption (A)	1.3	
Power (W)	160	
<b>Performance data</b>		
Speed (s)	8 ÷ 12	
Torque (Nm)	400	
Work cycle (cycles/hour)	150	
<b>Dimensional and general data</b>		
Protection level (IP)	44	
Working temp. (°C Min/Max)	-20 ÷ +50	
Dimensions (mm)	500x299x1215 h	
Weight (kg)	98	



### Accessories



**XBA3**  
Spare control unit.  
Pc/pack 1



**PS224**  
24 Vdc buffer batter.  
Pc/pack 1



**XBA15**  
White paint-finished aluminium bar  
69x92x3150 mm.  
Pc/pack 1



**XBA14**  
White paint-finished aluminium bar  
69x92x4150 mm  
.  
Pc/pack 1



**XBA5**  
White paint-finished aluminium bar  
69x92x5150 mm.  
Pc/pack 1



**XBA9**  
Expansion joint.  
Pc/pack 1



**XBA13**  
Rubber impact protection strip. Length 1 m.  
Pc/pack 9



**WA10**  
Red adhesive reflector strips.  
Pc/pack 24



**XBA18**  
Indicator lights for click fixture on upper or lower side of bar. Length 8 m.  
Pc/pack 1



**XBA8**  
Integrable traffic light.  
Pc/pack 1



**XBA7**  
Integrable flashing light.  
Pc/pack 1



**WA13**  
Aluminium rack up to 2 m.  
Pc/pack 1



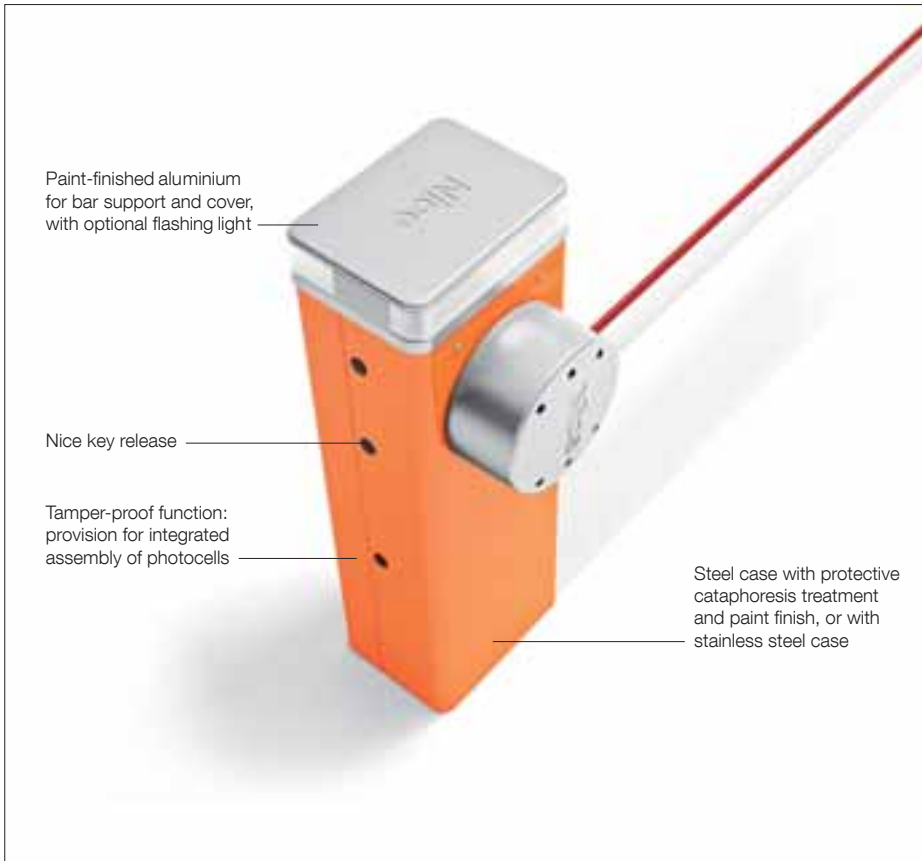
**XBA17**  
Anchorage base with clamps, for LBAR.  
Pc/pack 1



**WA12**  
Mobile stand for bars  
- *New fully reinforced version.*  
Pc/pack 1



**WA11**  
Adjustable stand for bars.  
Pc/pack 1



## Electromechanical road barrier system for control of road access.

24 Vdc gear motor with built-in control unit and loop detector.

**For bars up from 3 to 7 m.**

**Practical installation:** bars of 7, 8 and 9 metres are easily assembled using the aluminium expansion joint.

Possibility for intelligent control of two opposing automations thanks to **“master/slave” function.**

**Strength and reliability:** robust structure in steel, new high strength balancing springs guaranteed up to 1,000,000 opening and closing operations and elliptical section bar with high wind-gust resistance.

Optional flashing or traffic light can be integrated in cover.

Encoder movement control and electromechanical limit switches.

**More comfort and safety in programming and maintenance phases:** the separate enclosures for electronics and mechanics protect internal parts from potential risks.

**Rapid and easy access** to the control unit located in the upper section of the barrier body.

Simple fixture of the completely concealed photocells onto the specially designed seats on the barrier body.

**More safety and reliability:** obstacle detection and monitoring of motor absorption during automation movement.

Automatic fault diagnostics during operation with consequent signalling of fault type through specific flash sequences.

Provision for connection of latest generation optical and resistive sensitive edges (with 8.2 KOhm resistance).

**Energy saving:** the system sets to standby when not in use to save consumption.

**No blackouts:** emergency backup power with the optional batteries housed inside the case.

**Release from side with metal key,** can be installed on either side.

**With bar up to 3 m,** irreversible 230 Vac, 24 Vdc motor, with foundation plate:

Code	Description
<b>M3BAR</b>	With steel case with protective cataphoresis treatment and paint finish
<b>M3BARI</b>	With stainless steel case

**With bar up to 4 or 5 m,** irreversible 230 Vac, 24 Vdc motor, with foundation plate:

Code	Description
<b>M5BAR</b>	With steel case with protective cataphoresis treatment and paint finish
<b>M5BARI</b>	With stainless steel case

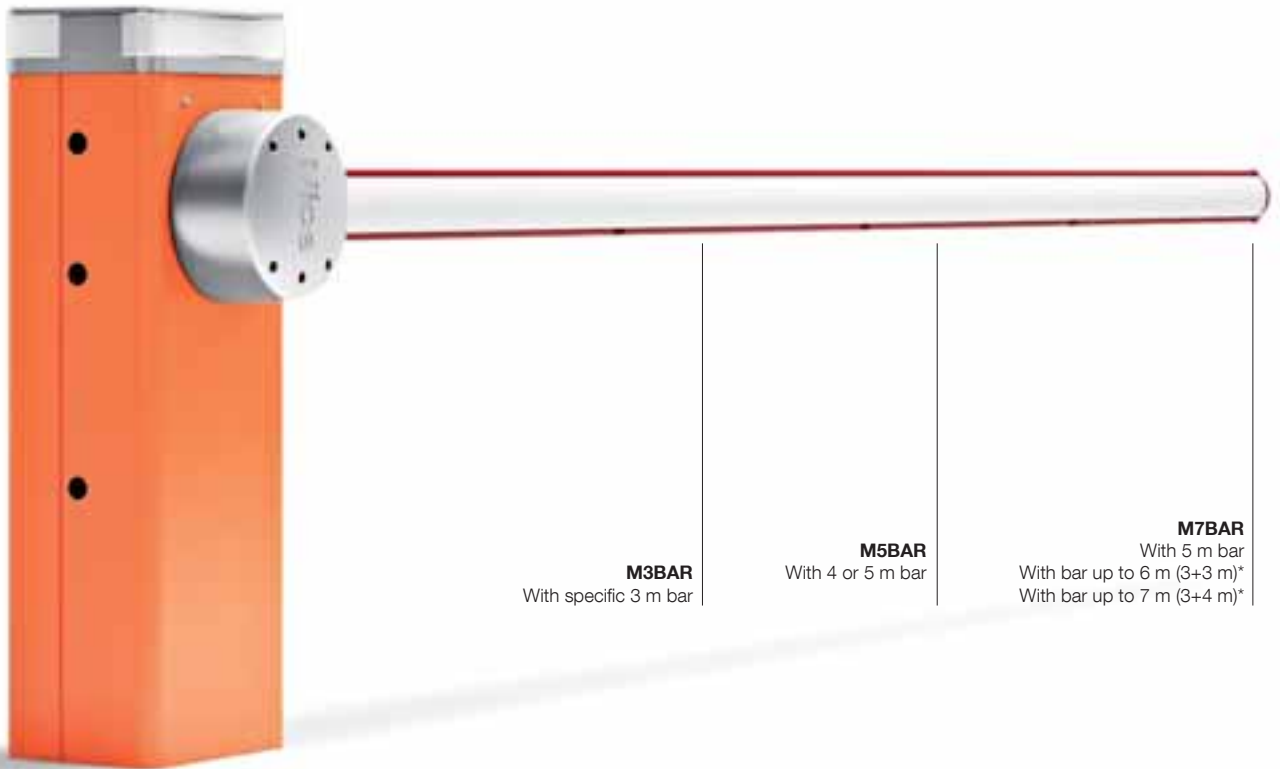
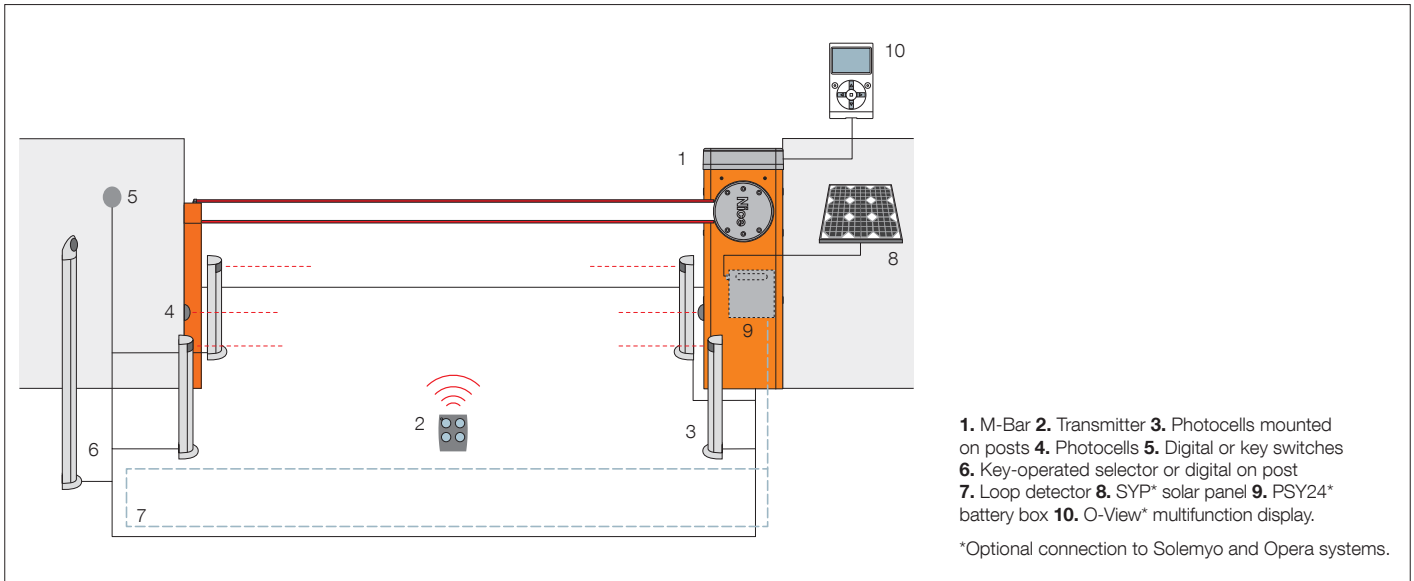
**With bar up to 5, 6 or 7 m,** irreversible 230 Vac, 24 Vdc motor, with foundation plate:

Code	Description
<b>M7BAR</b>	With steel case with protective cataphoresis treatment and paint finish
<b>M7BARI</b>	With stainless steel case

## Technical specifications

Code	M3BAR	M3BARI	M5BAR	M5BARI	M7BAR	M7BARI
<b>Electrical data</b>						
Power supply (Vac 50/60 Hz)	230					
Power supply (Vdc)	24					
Absorption (A)	1.3		1.1		1.1	
Power (W)	150		110		110	
<b>Performance data</b>						
Speed min.÷max. (s)	1.5 ÷ 4		3 ÷ 6		6 ÷ 10	
Torque (Nm)	100		200		300	
Work cycle (cycles/hour)	500		350		200	
<b>Dimensional and general data</b>						
Protection level (IP)	44					
Working temp. (°C Min/Max)	-20 ÷ +50					
Dimensions (mm)	400x299x1215 h					
Weight (kg)	80			85		

Nice recommends customers order products in pallets in order to facilitate storage and delivery, and ensure packs are uniform. The number of packs per single pallet has been specified for this reason. Approximate draft.



**M3BAR**  
With specific 3 m bar

**M5BAR**  
With 4 or 5 m bar

**M7BAR**  
With 5 m bar  
With bar up to 6 m (3+3 m)\*  
With bar up to 7 m (3+4 m)\*

\*Use XBA9 joint to assemble bars

# Nice Accessories M-Bar

## Accessories for M3BAR, M5BAR, M7BAR



**XBA3**  
Spare control unit.  
Pc/pack 1



**PS224**  
24 Vdc buffer batter.  
Pc/pack 1



**XBA13**  
Rubber impact protection strip. Length 1 m.  
Pc/pack 9



**WA10**  
Red adhesive reflector strips.  
Pc/pack 24



**XBA8**  
Integrable traffic light.  
Pc/pack 1



**XBA7**  
Integrable flashing light.  
Pc/pack 1



**XBA16**  
Anchorage base with clamps, for MBAR.  
Pc/pack 1



**WA11**  
Adjustable stand for bars.  
Pc/pack 1

## Accessories for M3BAR



**XBA15**  
White paint-finished aluminium bar 69x92x3150 mm.  
Pc/pack 1



**XBA4**  
Indicator lights for click fixture on upper or lower side of bar. Length 4 m.  
Pc/pack 1



**XBA10**  
Pivoting connection for bars up to 4 m.  
Pc/pack 1



**XBA11**  
Joint for bars XBA15 (from 1950 mm to 2400 mm).  
Pc/pack 1



Nice recommends customers order products in pallets in order to facilitate storage and delivery, and ensure packs are uniform. The number of packs per single pallet has been specified for this reason. Approximate draft.



**XBA14**  
White paint-finished aluminium bar  
69x92x4150 mm  
Pc/pack 1



**XBA5**  
White paint-finished aluminium bar  
69x92x5150 mm.  
Pc/pack 1



**XBA4**  
Indicator lights for click fixture on upper or lower side of bar. Length 4 m.  
Pc/pack 1



**XBA6**  
Indicator lights for click fixture on upper or lower side of bar. Length 6 m.  
Pc/pack 1



**XBA10**  
Pivoting connection for bars up to 4 m.  
Pc/pack 1



**XBA11**  
Joint for bars XBA15 (from 1950 mm to 2400 mm).  
Pc/pack 1



**WA12**  
Mobile stand for bars - *New fully reinforced version.*  
Pc/pack 1



**WA13**  
Aluminium rack up to 2 m.  
Pc/pack 1



**XBA15**  
White paint-finished aluminium bar  
69x92x3150 mm.  
Pc/pack 1



**XBA14**  
White paint-finished aluminium bar  
69x92x4150 mm  
Pc/pack 1



**XBA5**  
White paint-finished aluminium bar  
69x92x5150 mm.  
Pc/pack 1



**XBA9**  
Expansion joint.  
Pc/pack 1



**XBA6**  
Indicator lights for click fixture on upper or lower side of bar. Length 6 m.  
Pc/pack 1




**XBA18**  
Indicator lights for click fixture on upper or lower side of bar. Length 8 m.  
Pc/pack 1



**WA12**  
Mobile stand for bars - *New fully reinforced version.*  
Pc/pack 1



**WA13**  
Aluminium rack up to 2 m.  
Pc/pack 1



## Electromechanical road barrier system for control of road access.

24 Vdc gear motor with built-in control unit.

**For bar up to 4 m.**

**Strength and reliability:** robust structure in steel, new high strength balancing springs guaranteed up to 1,000,000 opening and closing operations and elliptical section bar with high wind-gust resistance.

Optional flashing or traffic light can be integrated in cover.

**More comfort and safety in programming and maintenance phases:** the separate enclosures for electronics and mechanics protect internal parts from potential risks.

**Rapid and easy access** to the control unit located in the upper section of the barrier body.

Simple fixture of the completely concealed photocells onto the specially designed seats on the barrier body.

**More safety and reliability:** obstacle detection and monitoring of motor absorption during automation movement.

Automatic fault diagnostics during operation with consequent signalling of fault type through specific flash sequences.

Provision for connection of latest generation optical and resistive sensitive edges (with 8.2 KOhm resistance).

**Energy saving:** the system sets to standby when not in use to save consumption.

**No blackouts:** emergency backup power with the optional batteries housed inside the case.

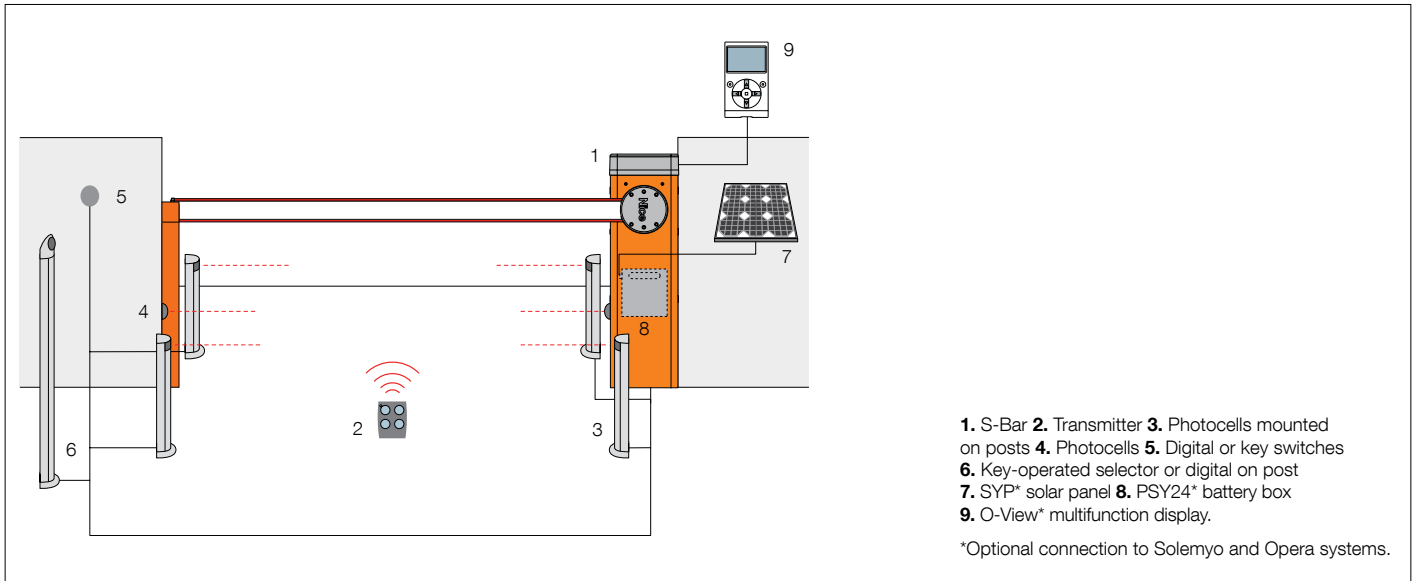
**Release from side with Nice triangular key,** can be installed on either side.

**With bar up to 4 m,** irreversible 230 Vac, 24 Vdc motor, with foundation plate:

Code	Description
<b>SBAR</b>	With steel case with protective cataphoresis treatment and paint finish
<b>SBARI</b>	With stainless steel case

## Technical specifications

Code	SBAR	SBARI
<b>Electrical data</b>		
Power supply (Vac 50/60 Hz)	230	
Power supply (Vdc)	24	
Absorption (A)	1	
Power (W)	300	
<b>Performance data</b>		
Speed (s)	<4	
Torque (Nm)	100	
Work cycle (cycles/hour)	100	
<b>Dimensional and general data</b>		
Protection level (IP)	44	
Working temp. (°C Min/Max)	-20 ÷ +50	
Dimensions (mm)	330x180x1180 h	
Weight (kg)	46	



### Accessories



**XBA20**  
Spare control unit for SBAR.  
Pc/pack 1



**PS124**  
24 V battery with integrated battery charger.  
Pc/pack 1



**XBA19**  
White paint-finished aluminium bar 45x58x4000 mm.  
Pc/pack 1



**XBA13**  
Rubber impact protection strip. Length 1 m.  
Pc/pack 9



**WA10**  
Red adhesive reflector strips.  
Pc/pack 24



**SIA1**  
Anchorage base with clamps.  
Pc/pack 1



**XBA7**  
Integrable flashing light.  
Pc/pack 1



**XBA4**  
Indicator lights for click fixture on upper or lower side of bar. Length 4 m.  
Pc/pack 1



**WA11**  
Adjustable stand for bars.  
Pc/pack 1

# Nice Selection guide

Follow the arrow and choose the right product

Irreversible, built-in control unit,  
with BlueBUS technology  
and incorporated flashing light.  
Compatible for operation  
with Solemyo and Opera.

**X-Bar**  
pages 100/101

modular pole in three  
1-metre sections with  
protective rubber strips

**X-BAR**

Irreversible,  
with built-in control unit  
and magnetic encoder.  
**Signo**  
pages 102/105

bar length up to 3 m  
minimum opening time: 1.8 s

galvanised steel, painted case

**SIGNO3**

satin stainless steel case

**SIGNO3I**

bar length up to 4 m  
minimum opening time: 3 s

galvanised steel, painted case

**SIGNO4**

satin stainless steel case

**SIGNO4I**

bar length up to 6 m  
(8.5 m with accessory),  
minimum opening time: 6 s

galvanised steel, painted case

**SIGNO6**

satin stainless steel case

**SIGNO6I**

Irreversible,  
with built-in control unit.  
**Wil**  
pages 106/109

bar length up to 4 m,  
minimum opening time: 3.5 s

galvanised steel, painted case

**WIL4**

satin stainless steel case

**WIL4I**

bar length up to 6 m  
(8 m with accessory),  
minimum opening time: 5 s

galvanised steel, painted case

**WIL6**

satin stainless steel case

**WIL6I**

X-Bar

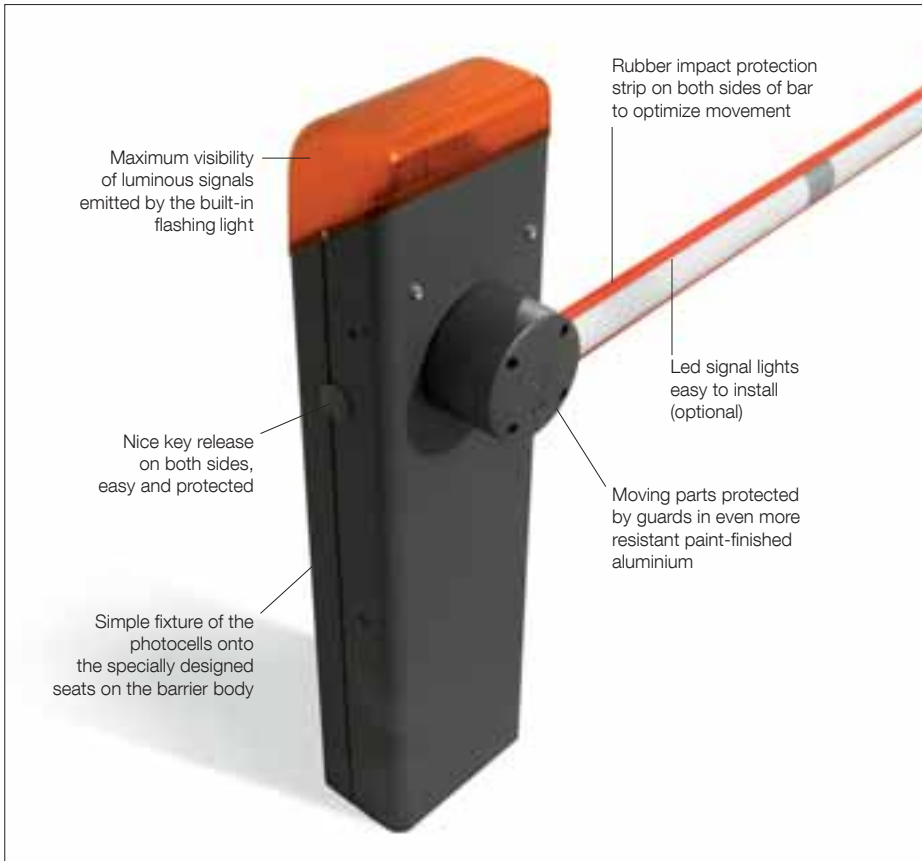


Signo



Wil





## The electromechanical barrier gate in kit form for control of road access.

24 Vdc gear motor, control unit, with Nice BlueBUS technology and built-in flashing light.

**Powerful and fast:** electromechanical gear motor 24 Vdc, 100 W with power up to 100 Nm of torque.

**Flexible and easy to transport:** modular pole in three 1-metre sections to adapt length to the specific installation environments; including joints and cap. The compact dimensions of packaging facilitate the transport of X-Bar.

**Built-in control unit,** with flashing light to guarantee optimal visibility of the luminous signal.

**More comfort and safety in programming and maintenance phases:** the separate enclosures for electronics and mechanics protect internal parts from potential risks.

**Rapid and easy access** to the control unit located in the upper section of the barrier body.

Simple fixture of the photocells onto the specially designed seats on the barrier body.

**More safety and reliability:** obstacle detection and monitoring of motor absorption during automation movement. Automatic fault diagnostics during operation and consequent information on type via different combinations of flashes.

With provision for connection of the latest generation of optical and resistive sensitive edges (with 8.2 KOhm resistance).

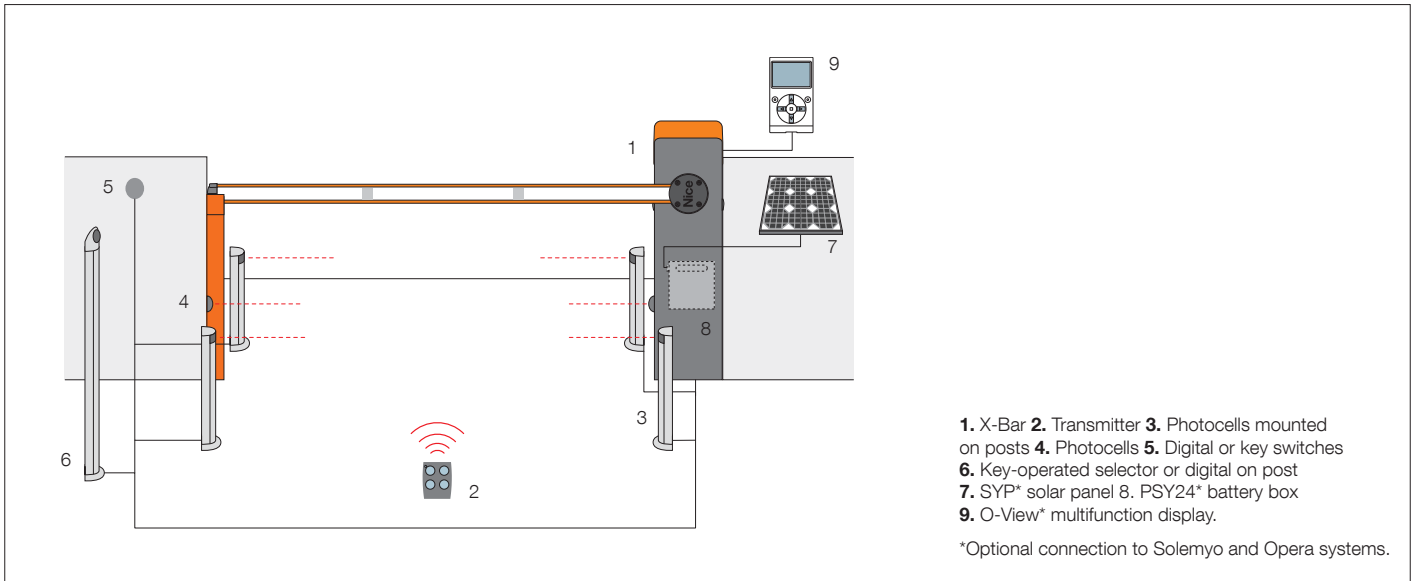
**Energy saving:** when the system is not used it sets to standby, thereby reducing consumption.

**No black out:** operation in the event of a power failure with optional batteries (PS124) housed inside the motor.

Code	Description
<b>X-BAR</b>	Irreversible 230 Vac, 24 Vdc motor. Modular pole in three 1-metre sections with rubber protection strips; enclosure in galvanized and paint-finished steel, fixing plate excluded

## Technical specifications

Code	X-BAR
<b>Electrical data</b>	
Power supply (Vac 50/60 Hz)	230
Absorption (A)	0.7
Power (W)	100
<b>Performance data</b>	
Speed (s)	< 4
Torque (Nm)	100
Work cycle (cycles/hour)	100
<b>Dimensional and general data</b>	
Protection level (IP)	44
Working temp. (°C Min/Max)	-20 ÷ +50
Dimensions (mm)	300x179.5x1146 h
Weight (kg)	40



### Accessories



**XBA2**  
Spare control unit for X-BAR.  
Pc/pack 1



**PS124**  
24 V battery with integrated battery charger.  
Pc/pack 1



**SIA1**  
Anchorage base with clamps.  
Pc/pack 1



**XBA4**  
Indicator lights for click fixture of X-BAR on upper or lower side of pole.  
Pc/pack 1



**WA10**  
Red adhesive reflector strips.  
Pc/pack 24



**WA11**  
Adjustable stand for bars.  
Pc/pack 1

### Solemyo system



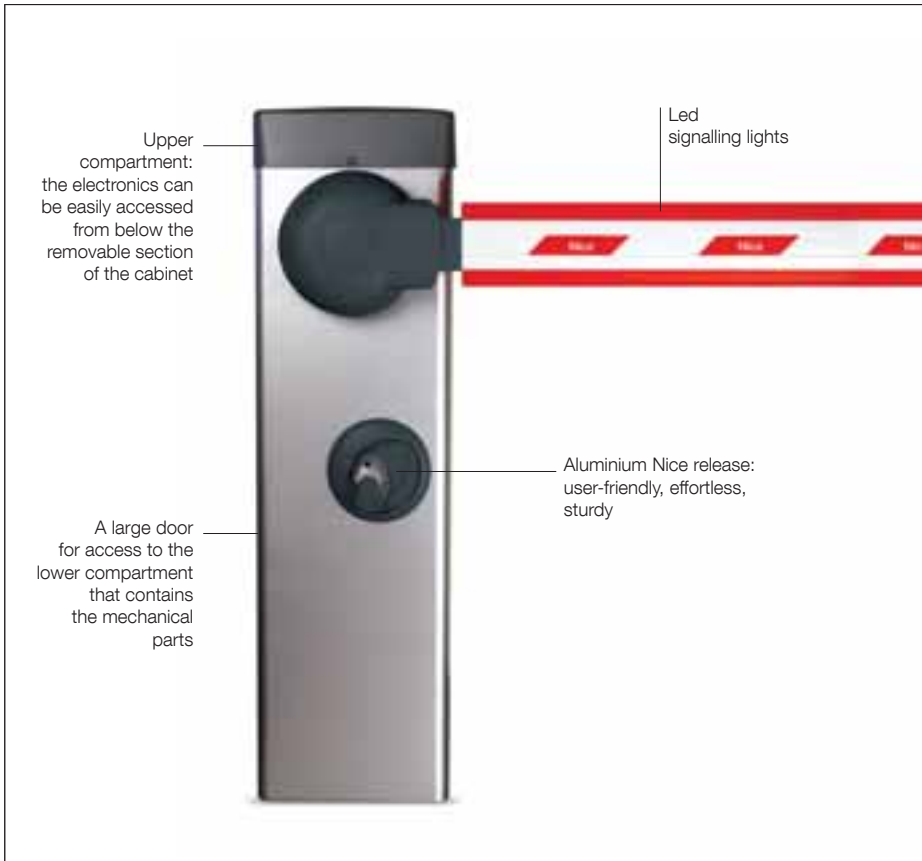
The solar power kit Solemyo to automate gates, garage doors or barrier gates, including those located far from the power mains and without the need for costly and invasive excavation work.  
See pages 186/187

### Opera system



The innovative Opera system enables the installer to manage, program and control automation systems, also remotely, simply and safely, with significant savings in time.  
See pages 140/141





## For private, public and industrial car parks.

Electromechanical barrier gate operator with encoder.

**Powerful and quick:** electromechanical 24 Vdc gear motor, 500 W power and up to 250 Nm torque. It opens up completely (90°) in just 1.8 seconds (Signo3), 3 seconds (Signo4), 6 seconds (Signo6). Models with a 230 Vac or 110 Vac power supply.

### Even more sophisticated and well-developed control unit:

The same for all models, it automatically recognises and memorises the Signo model on which it is installed thereby eliminating the first installation procedure. Signals that the power supply is correct when started and that the control unit is functioning correctly. Automatic diagnostics during operation, with differentiated visual signals according to the type of fault.

**Intelligent:** the manoeuvre will invert automatically if the bar comes into contact with an obstacle.

The control unit automatically corrects any eventual lack of balance linked to variations in the climate or poor installation.

**Safe:** the innovative control unit utilises a revolutionary management system of the force, speed, acceleration and deceleration that can be **programmed at 6 levels**, at the beginning and at the end of the manoeuvre. Programming is intuitive and automatic with the Nice Encoder technology: simply push a button and Signo will comprehend the limit switch limits.

**Large openings:** a master/slave selection automatically synchronises two opposing barriers enabling the automation of transit points up to 8 and 12 m.

**Convenient:** separate compartments for electronics and mechanics provide the user with easy access without damages to internal parts.

### Exclusive functions:

- the barrier will close immediately after the vehicle has passed through;
- it has two types of traffic-light type signals;
- there is an automatic safety test at the beginning of each manoeuvre;
- constant resistance STOP input for connecting the latest generation of sensitive edges;
- there is a manoeuvre counter and it is possible to programme the maintenance alarm threshold.

### Intensive use for long periods of time:

Ideal for automating private, public or industrial car-parks which are subjected to the frequent passage of vehicles during the day.

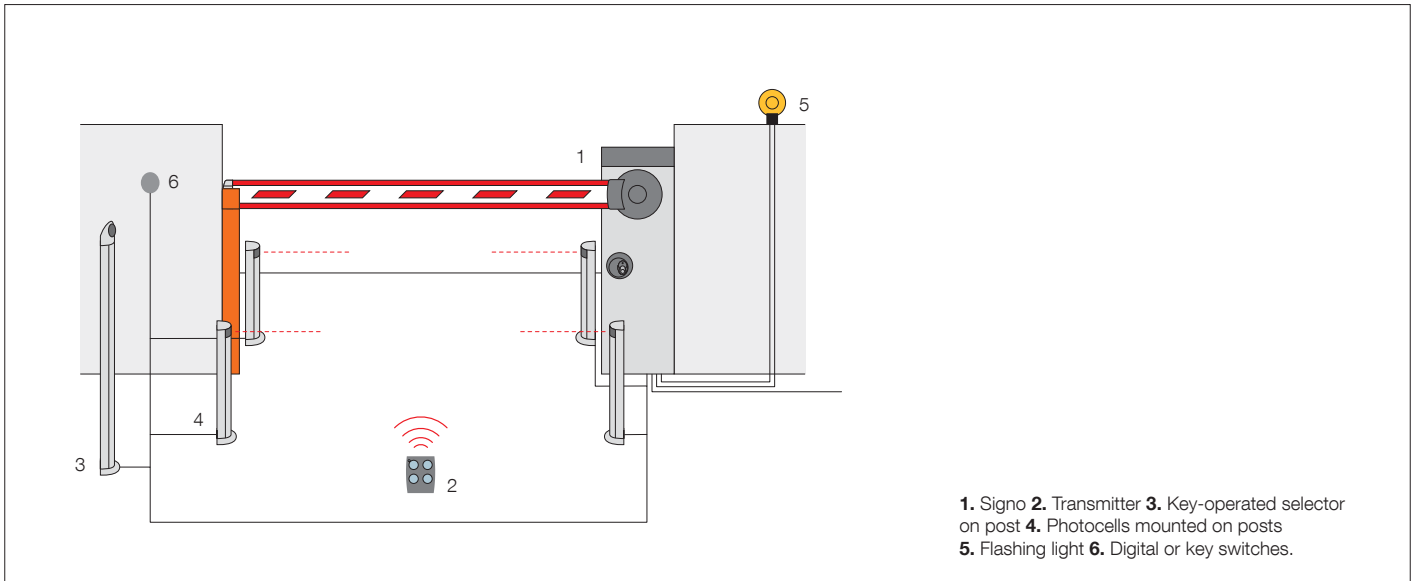
Irreversible 230 Vac, 24 Vdc motor, with anchorage base included:

Code	Description
<b>SIGNO3</b>	For bars up to 3 m, with galvanised steel painted case
<b>SIGNO3I</b>	For bars up to 3 m, with satin stainless steel case
<b>SIGNO4</b>	For bars up to 4 m, with galvanised steel painted case
<b>SIGNO4I</b>	For bars up to 4 m, with satin stainless steel case
<b>SIGNO6</b>	For bars up to 6 m, with galvanised steel painted case
<b>SIGNO6I</b>	For bars up to 6 m, with satin stainless steel case

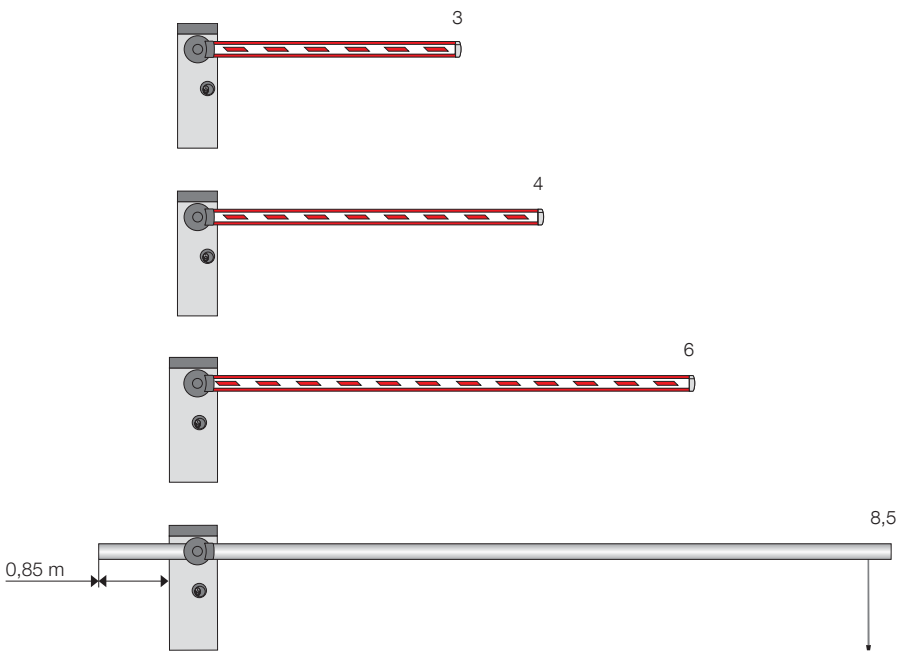
## Technical specifications

Code	SIGNO3 - SIGNO3I	SIGNO4 - SIGNO4I	SIGNO6 - SIGNO6I
<b>Electrical data</b>			
Power supply (Vac 50/60 Hz)	230		
Absorption (A)	1.1	1.3	1.3
Power (W)	300	300	500
<b>Performance data</b>			
Min.÷max. opening time (s)	1.8÷4	3÷6	6÷10
Torque (Nm)	130	200	250
Work cycle (cycles/hour)	600	400	250
<b>Dimensional and general data</b>			
Protection level (IP)	44		
Working temp. (°C Min/Max)	-20 ÷ +50		
Dimensions (mm)	320x200x1070 h		420x220x1070 h
Weight (kg)	50		58





### Utilisation limits



**SIGNO3 / SIGNO3l up to 3 m**  
fully accessoried bar without rack and mobile stands, with limits to speed.

**SIGNO4 / SIGNO4l up to 4 m**  
fully accessoried bar up to 3.75 m.

**SIGNO6 / SIGNO6l up to 6 m**  
bar with complete set of accessories with limits to speed.

**SIGNO6 / SIGNO6l up to 8.5 m**  
with WA24 (bar) without accessories, equipped with mobile stand, with limits to speed.

### Bar length (m)

Tubular aluminium bars don't need the use of accessories (only WA11).

# Nice Accessories Signo

## Accessories for SIGNO3 / SIGNO3I



**SIA3**  
Aluminium bar, painted white 36x73x3250 mm.  
Pc/pack 1



**WA25**  
Pivoting connection for rectangular bars up to 4 m.  
Pc/pack 1



**WA2**  
8 m pack of red shockproof rubber strip with caps to close SIA3 bar.  
Pc/pack 1



**SIA1**  
Anchorage base with clamps.  
Pc/pack 1

## Accessories for SIGNO4 / SIGNO4I



**WA1**  
Aluminium bar, painted white 36x73x4250 mm.  
Pc/pack 1



**WA25**  
Pivoting connection for rectangular bars up to 4 m.  
Pc/pack 1



**WA2**  
8 m pack of red shockproof rubber strip with caps to close WA1 bar.  
Pc/pack 1



**WA13**  
Aluminium rack (2 m) for WA1, WA21, WA22 bars.  
Pc/pack 1



**WA14**  
Joint for rods WA1 (from 1950 mm to 2400 mm).  
Pc/pack 1



**WA3**  
Tubular aluminium bar, painted white Ø 70x4250 mm, suitable where there are strong winds. Only with WA11.  
Pc/pack 1



**WA4**  
Connection for the WA3 bar.  
Pc/pack 1



**SIA1**  
Anchorage base with clamps.  
Pc/pack 1

## Accessories for SIGNO6 / SIGNO6I



**WA21**  
Aluminium bar, painted white 36x94x6250 mm.  
Pc/pack 1



**WA22**  
Modular bar, plus joint painted white, 2 sections 36x94x3125 mm.  
Pc/pack 2



**WA6**  
Pack 12 m of red shockproof rubber strip with caps to close the bars WA21, WA22.  
Pc/pack 1



**WA24**  
Tubular telescopic bar in white painted aluminium, max. length 8.5 m, complete with mobile support WA12, counterweight and connector. 6 meters overall length for transportation. See draft page 103.  
Pc/pack 1



**WA7**  
Tubular aluminium bar, painted white Ø 90x6250 mm suitable where there are strong winds, only with WA11.  
Pc/pack 1

**Accessories for SIGNO6 / SIGNO6I**



**WA8**  
Connection  
for the WA7 bar.  
Pc/pack 1



**WA13**  
Aluminium rack (2 m)  
for WA1, WA21, WA22  
bars.  
Pc/pack 1



**SIA2**  
Anchorage base  
with clamps.  
Pc/pack 1

**Common accessories**



**SIA20**  
Spare control unit.



**PS224**  
24 Vdc buffer battery.  
Pc/pack 1



**WA9**  
Pack of 6 flashing signals,  
wired for WA1, WA21,  
WA22 bars.  
Pc/pack 6



**WA10**  
Red adhesive  
reflector strips.  
Pc/pack 24




**WA11**  
Adjustable stand  
for bars.  
Pc/pack 1



**WA12**  
Mobile stand for bars  
- *New fully reinforced  
version.*  
Pc/pack 1



**PO**  
Support bracket  
for photocells Bf, FE.  
Pc/pack 4



**For private, public and industrial car parks.**

Electromechanical barrier gate, 24 Vdc, with adjustable speed and anti-crushing safety feature. Intensive use.

**Four versions:**  
**up to 4 m (WIL4, WIL4I),**  
**up to 6 m (WIL6, WIL6I).**

**Galvanised steel, painted case or AISI 304 (WIL4I, WIL6I).**

**Incorporated control unit,** can be removed, making wiring and maintenance easier.

**Easy to install:** the bar can be assembled on either the right or left hand side indifferently.

**Easy to balance:** linear adjustment of the spring.

**The system will operate during a blackout** by means of internally fitted, rechargeable batteries.

The limit switches for slowdown during both opening and closing can be adjusted both mechanically and electronically.

**Speed can be electronically adjusted:** WIL4, 3.5 second minimum opening time; WIL6, 5 second opening time.

**Anti-crush safety feature** on opening and closing.

**Painted aluminium bar profile:** easy to assemble the signalling lights and pneumatic edge.

**Led signalling lights:** highly efficient and long-lasting.

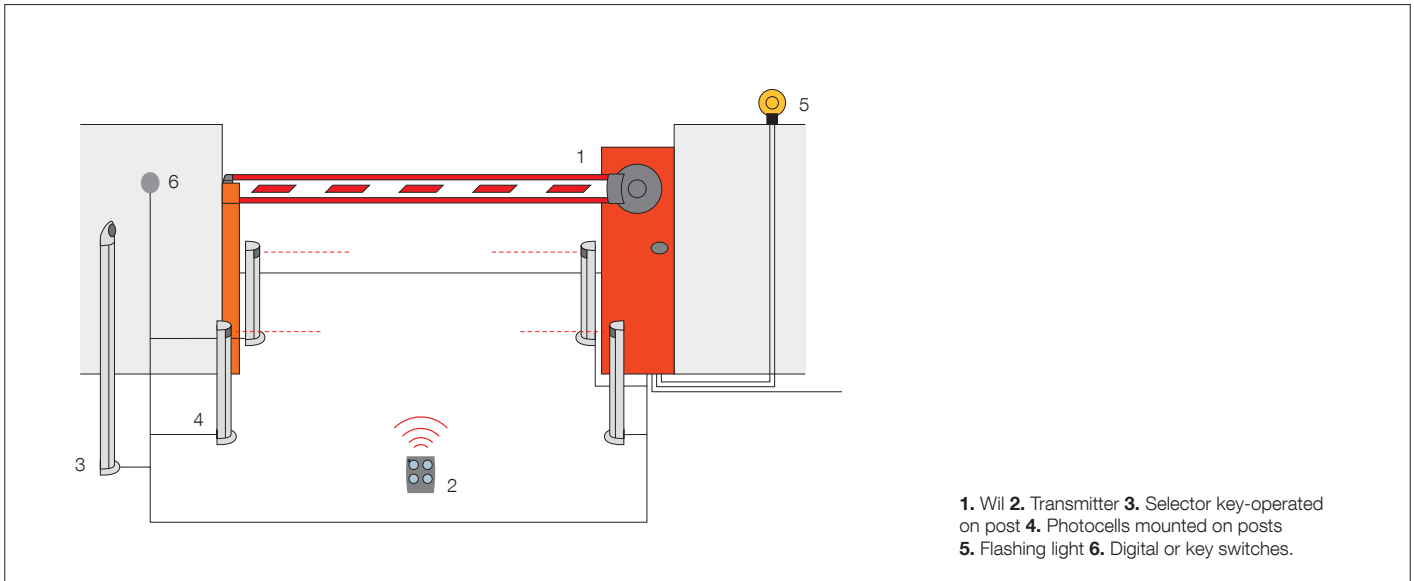
**Protected simple key-operated release.**

Irreversible 230 Vac, 24 Vdc motor, with anchorage base included:

Code	Description
<b>WIL4</b>	For bars up to 4 m, with galvanised steel painted case
<b>WIL4I</b>	For bars up to 4 m, with satin stainless steel case
<b>WIL6</b>	For bars up to 6 m, with galvanised steel painted case
<b>WIL6I</b>	For bars up to 6 m, with satin stainless steel case

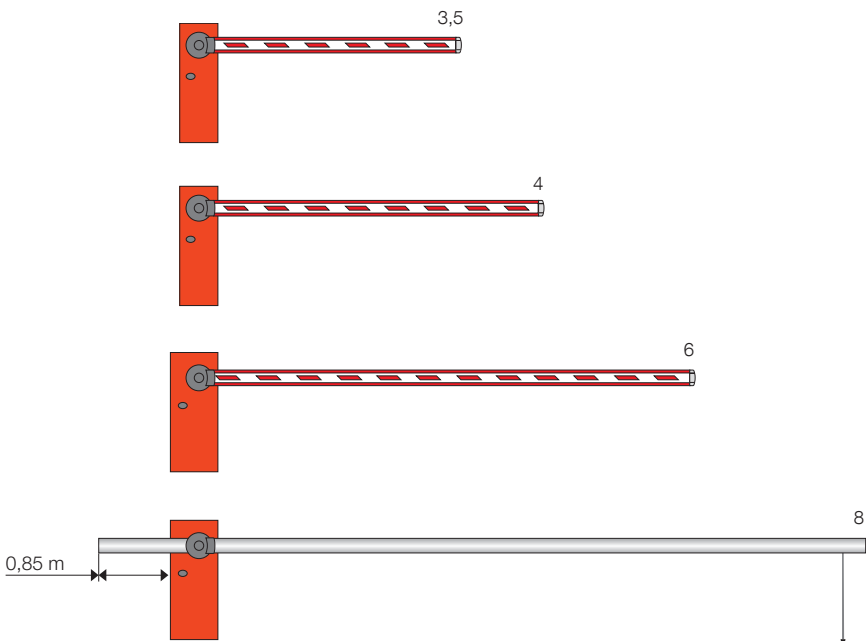
**Technical specifications**

Code	WIL4 - WIL4I	WIL6 - WIL6I
<b>Electrical data</b>		
Power supply (Vac 50/60 Hz)	230	
Absorption (A)	1.1	0.6
Power (W)	300	360
<b>Performance data</b>		
Minimum opening time (s)	3.5	5
Torque (Nm)	140	200
Work cycle (%)	80	
<b>Dimensional and general data</b>		
Protection level (IP)	54	
Working temp. (°C Min/Max)	-20 ÷ +50	
Dimensions (mm)	320x220x1000 h	420x220x1050 h
Weight (kg)	46	54



**1.** Wil **2.** Transmitter **3.** Selector key-operated on post **4.** Photocells mounted on posts **5.** Flashing light **6.** Digital or key switches.

### Utilisation limits



**WIL4 / WIL4I up to 3.5 m**  
fully accessoried bar  
without speed limit.

**WIL4 / WIL4I up to 4 m**  
fully accessoried bar with speed limit  
and a WA13 rack max lenght of 2 m  
**or**  
4 m rack lenght without shockproof  
rubber strip WA2.

**WIL6 / WIL6I up to 6 m**  
fully accessoried bar with speed limit  
and a WA13 rack max lenght of 4 m  
**or**  
WA13 rack lenght 6 m,  
without shockproof rubber strip WA2.

**WIL6 / WIL6I up to 8 m**  
with WA24 (bar without accessories),  
with no limits to speed.

### Bar lenght (m)

Tubular aluminium bars don't need the use of accessories (only WA11).

# Nice Accessories Wil

## Accessories for WIL4 / WIL4I



**WA1**  
Aluminium bar, painted white 36x73x4250 mm.  
Pc/pack 1



**WA25**  
Pivoting connection for rettangular bars up to 4 m.  
Pc/pack 1



**WA2**  
8 m pack of red shockproof rubber strip with caps to close WA1 bar.  
Pc/pack 1



**WA14**  
Joint for rods WA1 (from 1950 mm to 2400 mm).  
Pc/pack 1



**WA3**  
Tubular aluminium bar, painted white Ø 70x4250 mm, suitable where there are strong winds only with WA11.  
Pc/pack 1



**WA4**  
Connection for the WA3 bar.  
Pc/pack 1




**WA15**  
Anchorage base with clamps.  
Pc/pack 1

## Accessories for WIL6 / WIL6I



**WA21**  
Aluminium bar, painted white 36x94x6250 mm.  
Pc/pack 1



**WA22**  
Modular bar, plus joint painted white, 2 sections 36x94x3125 mm.  
Pc/pack 2



**WA6**  
Pack 12 m of red, shockproof, rubber strip with caps to close the bars WA21, WA22.  
Pc/pack 1



**WA24**  
Tubular telescopic bar in white painted aluminium, max. length 8 m, complete with mobile support WA12, counterweight and connector. 6 m overall length for transportation. See draft page 107.  
Pc/pack 1



**WA7**  
Tubular aluminium bar, painted white Ø 90x6250 mm suitable where there are strong winds, only with WA11.  
Pc/pack 1



**WA8**  
Connection for the WA7 bar.  
Pc/pack 1



**WA16**  
Anchorage base with clamps.  
Pc/pack 1

## Common accessories



**WA20**  
Spare control unit.



**CARICA**  
Plug-in card  
for battery charger.  
Pc/pack 1



**B12-B**  
12 V, 6 Ah batteries.  
Pc/pack 1



**WA9**  
Pack of flashing signals,  
wired for WA1, WA21,  
WA22 bars.  
Pc/pack 6



**WA10**  
Red adhesive  
reflector strips.  
Pc/pack 24



**WA13**  
Aluminium rack (2 m)  
for WA1, WA21, WA22  
bars.  
Pc/pack 1



**WA11**  
Adjustable stand  
for bars.  
Pc/pack 1



**WA12**  
Mobile stand for bars  
- *New fully reinforced  
version.*  
Pc/pack 1




**PO**  
Support bracket  
for photocells Bf, FE.  
Pc/pack 4

## Systems for garage and industrial doors

- 4|11 The Nice World
- 12|65 Systems for swing gates
- 66|85 Systems for sliding gates
- 86|109 Barrier gate operator systems
- 110|137 Systems for garage and industrial doors**
- 138|179 Control systems
- 180|205 Accessories
- 206|225 Control units
- 226|229 Product code alphabetical index





---

**For sectional  
and up-and-over doors**

116|119 Spinbus  
120|121 SpinbusKit 20/21/22  
122|123 SpinbusKit 23  
124|125 SpinKit

---

**For up-and-over  
and articulated doors**

126|127 Ten  
128|129 TenKit

---

**For sectional doors**

130|131 Soon  
132|133 Sumo

---

**For folding 2-leaf doors**

134|135 Hyppo 7100

---

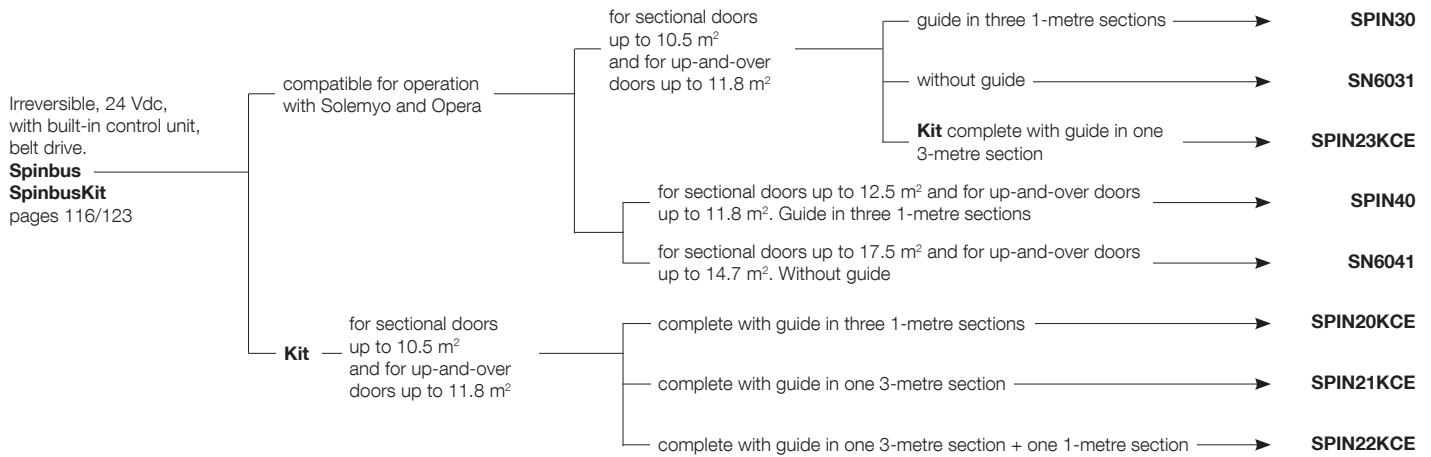
**For balanced rolling doors**

136|137 Rondo

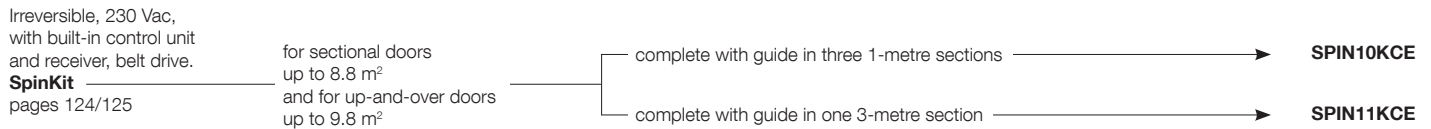
# Nice Selection guide

Follow the arrow and choose the right product

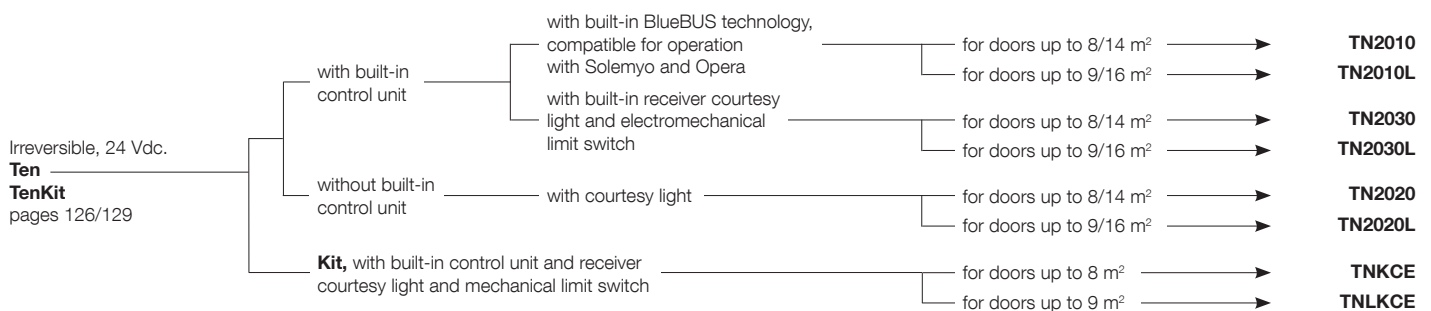
## For sectional and up-and-over doors, built-in BlueBUS technology, also available in kit



## For sectional and up-and-over doors, in kit



## For up-and-over and articulated doors, also available in kit



Spinbus  
SpinbusKit



SpinKit



Ten  
TenKit



# Nice Selection guide

Follow the arrow and choose the right product

## For sectional doors, ideal for industrial and commercial use

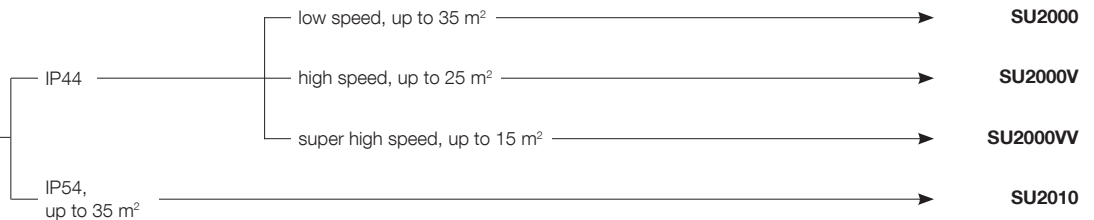
Irreversible with built-in control unit  
24 Vdc motor, with absolute encoder  
and incorporated BlueBUS technology.  
Compatible for operation  
with Solemyo and Opera.

**Soon** → for doors up to 20 m<sup>2</sup> → **SO2000**  
pages 130/131

## For sectional and sliding 2-leaf doors for industrial and commercial use

Irreversible, 24 Vdc motor,  
with magnetic encoder,  
with no need for limit switch  
adjustment.

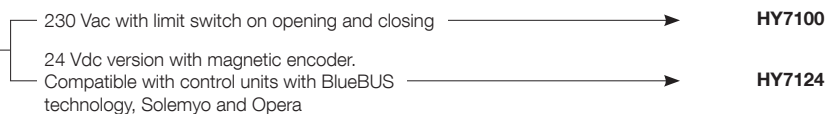
**Sumo**  
pages 132/133



## For folding 2-leaf doors

Irreversible  
with telescopic arm.

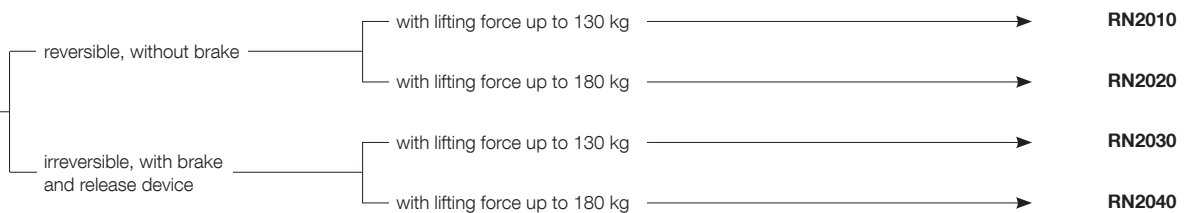
**Hyppo**  
pages 134/135



## For balanced rolling doors

230 Vac,  
with electromechanical  
limit switch.

**Rondo**  
pages 136/137



Soon



Sumo



Hyppo



Rondo





**For sectional doors up to 12.5 m<sup>2</sup> and up-and-over garage doors up to 11.8 m<sup>2</sup>.**  
230 Vac irreversible electromechanical gear motor, for residential use, with belt drive, 24 Vdc motor, with magnetic encoder.

**Complete version of the guide in 3x1 m sections.**

**Rapid installation - anywhere!**

The adjustable head, cord-type release and cable-controlled, step-by-step release can be fitted in any part of the garage in order to actuate the system without a remote control device and without the need to install wall-mounted control units!

**Guaranteed savings and respect for the environment:**

with the connection to the mains in standby mode the control unit with radio connected consumes just 0.8 W (SPIN30) and 1.2 W (SPIN40); when connected to a battery or to the Solemyo kit, consumption in standby mode is reduced to 0.036 W.

**User-friendly thanks to the BlueBUS system:**

which enables connection by means of just two wires between the control unit and pair of photocells.

**Safe:** obstacle detection system and automatic programming of the working times; motor absorption is monitored during movement, self-diagnosis by means of a flashing light and courtesy light. Acceleration and deceleration can be adjusted at the beginning and end of each opening and closing manoeuvre. Can be connected with last generation sensitive edges 8.2 KOhm.

**Luminous:** 40 W lamp E27 that can be used as garage lightening.

Code	Description	Pack/pallet
<b>SPIN30</b>	Irreversible, 230 Vac, 24 Vdc motor, with incorporated control unit, 800 N. Complete with guide in three 1 m-sections	15
<b>SPIN40</b>	Irreversible, 230 Vac, 24 Vdc motor, with incorporated control unit, 1000 N. Complete with guide in three 1 m-sections	15

**Technical specifications**

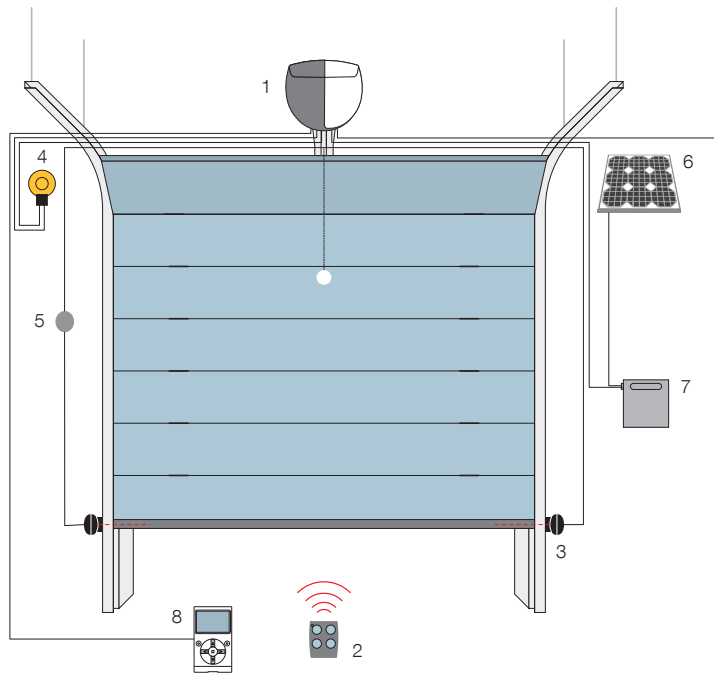
Code	SPIN30	SPIN40
<b>Electrical data</b>		
Power supply (Vac 50/60 Hz)	230	
Absorption (A)	1.3	1.4
Power (W)	350	370
<b>Performance data</b>		
Speed (m/s)	0.20	
Force (N)	800	1000
Work cycle (cycles/day)	50	
<b>Dimensional and general data</b>		
Protection level (IP)	40	
Working temp. (°C Min/Max)	-20 ÷ +50	
Dimensions (mm)	311x327x105 h	
Weight (kg)	3.6	4.7

**Utilisation limits**

Using the maximum travel

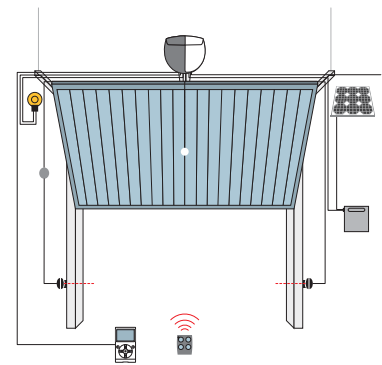
	Non-projecting up-and-over door		Projecting up-and-over door		Sectional	
	H	L	H	L	H	L
<b>SPIN30</b>	2.2 m	4.2 m	2.8 m	4.2 m	2.4 m	4.4 m
<b>SPIN40</b>	2.2 m	4.2 m	2.8 m	4.2 m	2.4 m	5.2 m

**Sectional**

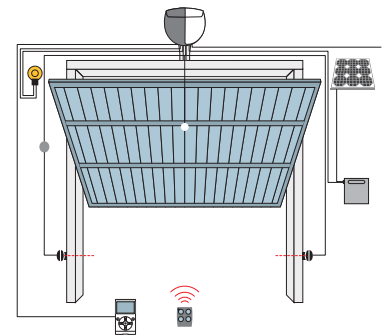


1. Spinbus 2. Transmitter 3. Photocells 4. Flashing light 5. Digital or key switches  
6. SYP\* solar panel 7. PSY24\* battery box 8. O-View\* multifunction display.  
\*Optional connection to Solemyo and Opera systems.

**Non-projecting up-and-over door**



**Projecting up-and-over door**



**Accessories**



**SNA3**  
Spare control unit  
for SPIN30/SN6031.



**SNA4**  
Spare control unit  
for SPIN40/SN6041.



**PS124**  
24 V battery  
with integrated  
battery charger.  
Pc/pack 1



**SPA2**  
Kit for unlocking from  
the outside with cable.  
Pc/pack 1



**SPA5**  
Oscillating arm sliding  
on bearings with optimised  
structure for projecting  
up-and-over doors.  
Pc/pack 1



**SPA6**  
Large 585 mm long  
connecting arm.  
Pc/pack 1



**SPA7**  
Kit of two additional  
fixing brackets.  
Pc/pack 2



**SNA16**  
Quick-connect brackets  
for ceiling mounting.  
Pc/pack 10



**TMF**  
Pair of photocells  
for optical type  
sensitive edge.  
Pc/pack 1



**TS**  
Signboard.  
Pc/pack 1

**Solemyo system**



The solar power kit Solemyo to automate gates, garage doors or barrier gates, including those located far from the power mains and without the need for costly and invasive excavation work. See pages 186/187

**Opera system**



The innovative Opera system enables the installer to manage, program and control automation systems, also remotely, simply and safely, with significant savings in time. See pages 140/141



Code	Description	Pack/pallet
<b>SN6031</b>	Irreversible, 230 Vac, 24 Vdc motor, with incorporated control unit, 800 N	15
<b>SN6041</b>	Irreversible, 230 Vac, 24 Vdc motor, with incorporated control unit, 1000 N	15

Code	Description	Pack/pallet
<b>SNA30</b>	Preassembled 3 m guide	1
<b>SNA31</b>	1 m extension for guide SNA30	1

## For sectional doors up to 17.5 m<sup>2</sup> and up-and-over garage doors up to 14.7 m<sup>2</sup>.

230 Vac irreversible electromechanical gear motor, for residential use, with belt drive, 24 Vdc motor, with magnetic encoder.

### To use with the SNA30 - SNA31 guides.

#### Rapid installation - anywhere!

The adjustable head, cord-type release and cable-controlled, step-by-step release can be fitted in any part of the garage in order to actuate the system without a remote control device and without the need to install wall-mounted control units!

#### Guaranteed savings and respect for the environment:

when connected to the mains on standby the control unit with radio connected consumes just 0.8 W (SN6031) and 1.2 W (SN6041); when connected to a battery or to the Solemyo kit, consumption in standby mode is reduced to 0.036 W.

#### User-friendly thanks to the BlueBUS system:

which enables connection by means of just two wires between the control unit and pair of photocells.

**Safe:** obstacle detection system and automatic programming of the working times; motor absorption is monitored during movement, self-diagnosis by means of a flashing light and courtesy light. Acceleration and deceleration can be adjusted at the beginning and end of each opening and closing manoeuvre. Can be connected with last generation sensitive edges 8.2 KOhm.

**Luminous:** 40 W lamp E27 that can be used as garage lightening.

## Technical specifications

Code	SN6031	SN6041
<b>Electrical data</b>		
Power supply (Vac 50/60 Hz)	230	
Absorption (A)	1.3	1.4
Power (W)	350	370
<b>Performance data</b>		
Speed (m/s)	0.20	
Force (N)	800	1000
Work cycle (cycles/day)	50	
<b>Dimensional and general data</b>		
Protection level (IP)	40	
Working temp. (°C Min/Max)	-20 ÷ +50	
Dimensions (mm)	311x327x105 h	
Weight (kg)	3.6	4.7

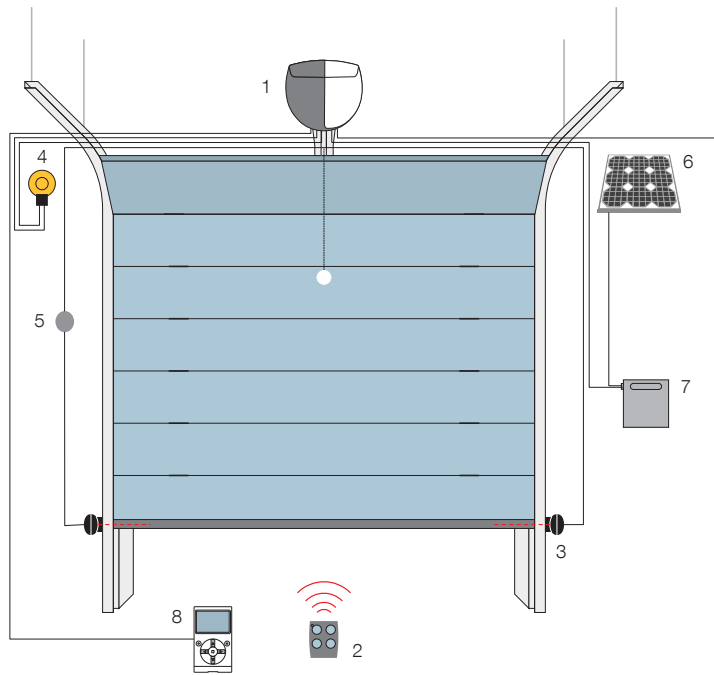
## Utilisation limits

Using the maximum travel

	Non-projecting up-and-over door		Projecting up-and-over door		Sectional	
	H	L	H	L	H	L
<b>SN6031 with SNA30</b>	2.2 m	4.2 m	2.8 m	4.2 m	2.4 m	5 m
<b>SN6041 with SNA30</b>	2.2 m	4.2 m	2.8 m	4.2 m	2.4 m	5.2 m
<b>SN6031 with SNA30 + SNA31</b>	3.2 m	2.9 m	3.5 m	3.4 m	3.4 m	3.5 m
<b>SN6041 with SNA30 + SNA31</b>	3.2 m	4.2 m	3.5 m	4.2 m	3.4 m	5.2 m

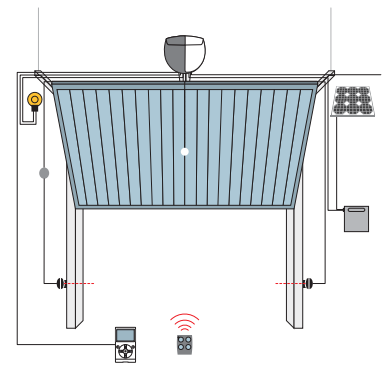


**Sectional**

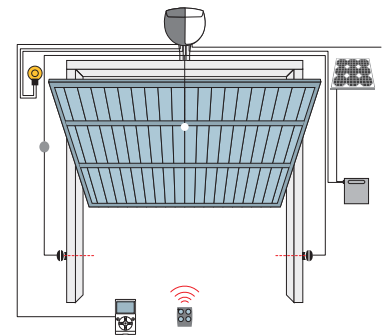


1. Spinbus 2. Transmitter 3. Photocells 4. Flashing light 5. Digital or key switches  
6. SYP\* solar panel 7. PSY24\* battery box 8. O-View\* multifunction display.  
\*Optional connection to Solemyo and Opera systems.

**Non-projecting up-and-over door**



**Projecting up-and-over door**



**Accessories**



**SNA3**  
Spare control unit  
for SPIN30/SN6031.



**SNA4**  
Spare control unit  
for SPIN40/SN6041.



**PS124**  
24 V battery  
with integrated  
battery charger.  
Pc/pack 1



**SPA2**  
Kit for unlocking from  
the outside with cable.  
Pc/pack 1



**SPA5**  
Oscillating arm sliding  
on bearings with optimised  
structure for projecting  
up-and-over doors.  
Pc/pack 1



**SPA6**  
Large 585 mm long  
connecting arm.  
Pc/pack 1



**SPA7**  
Kit of two additional  
fixing brackets.  
Pc/pack 2



**SNA16**  
Quick-connect brackets  
for ceiling mounting.  
Pc/pack 10



**TMF**  
Pair of photocells  
for optical type  
sensitive edge.  
Pc/pack 1



**TS**  
Signboard.  
Pc/pack 1

**Solemyo system**



The solar power kit Solemyo to automate gates, garage doors or barrier gates, including those located far from the power mains and without the need for costly and invasive excavation work. See pages 186/187

**Opera system**



The innovative Opera system enables the installer to manage, program and control automation systems, also remotely, simply and safely, with significant savings in time. See pages 140/141

<b>SN6021</b> 1 gear motor with built-in control unit and SMXI plug-in receiver.		<b>FLO2R-S</b> 1 transmitter 433.92 MHz, 2 channels.	
			
<b>SPIN20KCE</b> Guide (thickness 35 mm) in three 1-metre sections.	<b>SPIN21KCE</b> Guide (thickness 35 mm) in one 3-metre section.	<b>SPIN22KCE</b> Guide (thickness 35 mm) in one 3-metre section. + one 1-metre section.	
 <p>3 x 1 m</p>	 <p>1 x 3 m</p>	 <p>1 x 3 m 1 x 1 m</p>	

**For sectional doors up to 10.5 m<sup>2</sup> and up-and-over garage doors up to 11.8 m<sup>2</sup>.**

**Three versions in kit:**

- pre-mounted, **guide in three 1-metre sections** SPIN20KCE,
- **with pre-mounted guide of 3 m** SPIN21KCE **or pre-mounted**
- **guide of 4 m (3+1 m)** SPIN22KCE.

**Rapid installation - anywhere!**

The adjustable head, cord-type release and cable-controlled, step-by-step release can be fitted in any part of the garage in order to actuate the system without a remote control device and without the need to install wall-mounted control units!

**User-friendly thanks to the BlueBUS system:**

which enables connection by means of just two wires between the control unit and pair of photocells.

**Safe:** obstacle detection system and automatic programming of the working times; motor absorption is monitored during movement, self-diagnosis by means of a flashing light and courtesy light. Acceleration and deceleration can be adjusted at the beginning and end of each opening and closing manoeuvre. Can be connected with last generation sensitive edges 8.2 KOhm.

**Luminous:** 21 W lamp.

Code	Description	Pack/pallet
<b>SPIN20KCE</b>	Kit for automating sectional and up-and-over doors. Guide in three 1-metre sections	14
<b>SPIN21KCE</b>	Kit for automating sectional and up-and-over doors. Pre-mounted guide of 3 m	15
<b>SPIN22KCE</b>	Kit for automating sectional and up-and-over doors. Guide (thickness 35 mm) in one 3-metre section + one 1-metre section	15

**N.B.** The content of the package may vary: consult the retailer.

**Technical specifications**

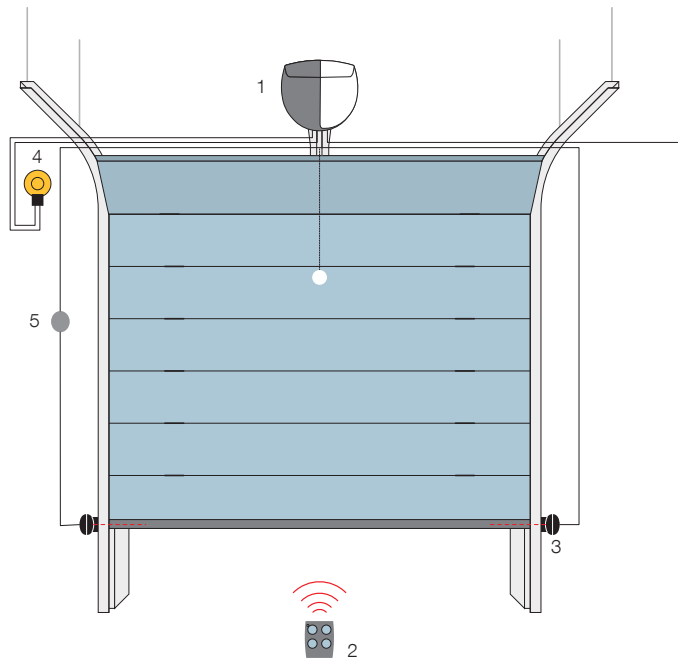
Code	SN6021
<b>Electrical data</b>	
Power supply (Vac 50/60 Hz)	230
Absorption (A)	0.8
Power (W)	250
<b>Performance data</b>	
Speed (m/s)	0.20
Force (N)	650
Work cycle (cycles/day)	50
<b>Dimensional and general data</b>	
Protection level (IP)	40
Working temp. (°C Min/Max)	-20 ÷ +50
Dimensions (mm)	311x327x105 h
Weight (kg)	3.6

**Utilisation limits**

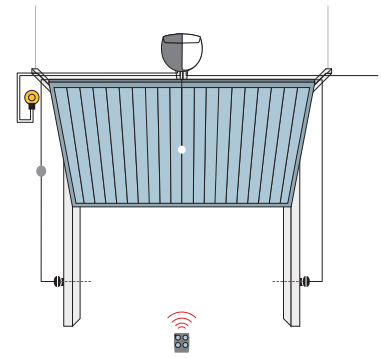
Using the maximum travel

	Non-projecting up-and-over door		Projecting up-and-over door		Sectional	
	H	L	H	L	H	L
<b>SPIN20KCE</b>	2.2 m	4.2 m	2.8 m	4.2 m	2.4 m	4.4 m
<b>SPIN21KCE</b>	2.2 m	4.2 m	2.8 m	4.2 m	2.4 m	4.4 m
<b>SPIN22KCE</b>	3.2 m	2.9 m	3.5 m	3.4 m	3.4 m	3.1 m

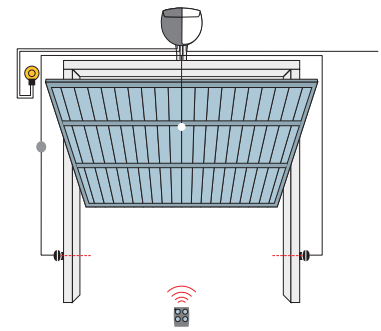
**Sectional**



**Non-projecting up-and-over door**



**Projecting up-and-over door**



1. Spinbus 2. Transmitter 3. Photocells 4. Flashing light 5. Digital or key switches.

**Accessories**



**SNA2**  
Spare control unit for SPIN20KCE, SPIN21KCE and SPIN22KCE.



**SPA2**  
Kit for unlocking from the outside with cable.  
Pc/pack 1



**SPA5**  
Oscillating arm sliding on bearings with optimised structure for projecting up-and-over doors.  
Pc/pack 1



**SPA6**  
Large 585 mm long connecting arm.  
Pc/pack 1



**SPA7**  
Kit of two additional fixing brackets.  
Pc/pack 2



**SNA16**  
Quick-connect brackets for ceiling mounting.  
Pc/pack 10



**TS**  
Signboard.  
Pc/pack 1



**SN6021**

1 gear motor with built-in control unit and SMXI plug-in receiver.


**FLO2R-S**

1 transmitter 433.92 MHz, 2 channels.



**For sectional doors up to 10.5 m<sup>2</sup> and up-and-over garage doors up to 11.8 m<sup>2</sup>.**

**With pre-mounted 3-metre guide.**

**Rapid installation - anywhere!**

The adjustable head, cord-type release and cable-controlled, step-by-step release can be fitted in any part of the garage in order to actuate the system without a remote control device and without the need to install wall-mounted control units!

**Guaranteed savings and respect for the environment:**

with connection to the mains in standby mode the control unit with radio connected consumes just 5.2 W; when connected to a battery or to the Solemyo kit, consumption on standby is reduced to 0.036 W.

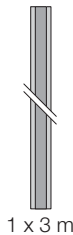
**Safe:** obstacle detection system and automatic programming of the working times; motor absorption is monitored during movement, self-diagnosis by means of a flashing light and courtesy light. Acceleration and deceleration can be adjusted at the beginning and end of each opening and closing manoeuvre. Can be connected with last generation sensitive edges 8.2 KOhm.

**Luminous:** 21 W lamp.

**No black out:** operation in the event of a power failure with optional batteries (PS124) housed inside the motor.

**SNA30**

Guide (thickness 35 mm) in one 3-metre section.



1 x 3 m

Code	Description	Pack/pallet
<b>SPIN23KCE</b>	Kit for automating sectional and up-and-over doors. Pre-mounted guide in one 3-metre section	15

**N.B.** The content of the package may vary: consult the retailer.



### Technical specifications

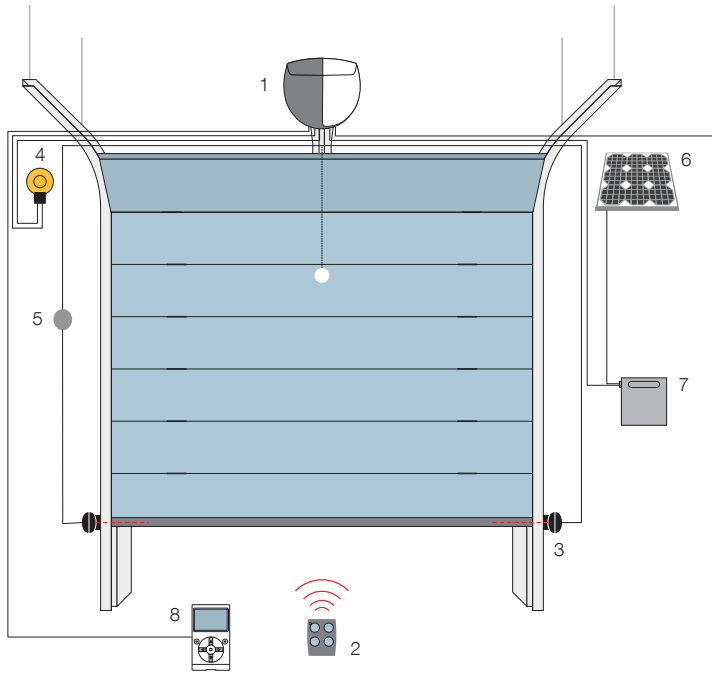
Code	SN6021
<b>Electrical data</b>	
Power supply (Vac 50/60 Hz)	230
Absorption (A)	0.8
Power (W)	250
<b>Performance data</b>	
Speed (m/s)	0.20
Force (N)	650
Work cycle (cycles/day)	50
<b>Dimensional and general data</b>	
Protection level (IP)	40
Working temp. (°C Min/Max)	-20 ÷ +50
Dimensions (mm)	311x327x105 h
Weight (kg)	3.6

### Utilisation limits

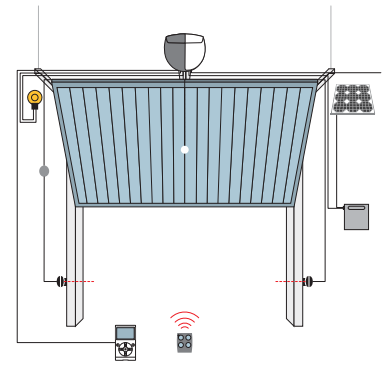
Using the maximum travel

	Non-projecting up-and-over door		Projecting up-and-over door		Sectional	
	H	L	H	L	H	L
<b>SPIN23KCE</b>	2.2 m	4.2 m	2.8 m	4.2 m	2.4 m	4.4 m

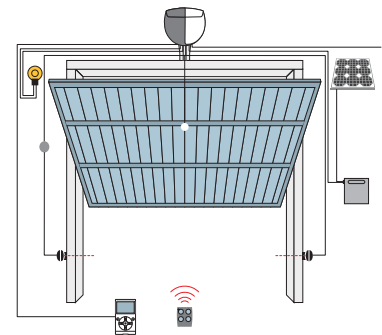
**Sectional**



**Non-projecting up-and-over door**



**Projecting up-and-over door**



1. Spinbus 2. Transmitter 3. Photocells 4. Flashing light 5. Digital or key switches  
6. SYP\* solar panel 7. PSY24\* battery box 8. O-View\* multifunction display.  
\*Optional connection to Solemyo and Opera systems.

**Accessories**



**SNA20**  
Spare control unit for SPIN23KCE.



**PS124**  
24 V battery with integrated battery charger.  
Pc/pack 1



**SPA2**  
Kit for unlocking from the outside with cable.  
Pc/pack 1



**SPA5**  
Oscillating arm sliding on bearings with optimised structure for projecting up-and-over doors.  
Pc/pack 1



**SPA6**  
Large 585 mm long connecting arm.  
Pc/pack 1



**SPA7**  
Kit of two additional fixing brackets.  
Pc/pack 2



**SNA16**  
Quick-connect brackets for ceiling mounting.  
Pc/pack 10



**TMF**  
Pair of photocells for optical type sensitive edge.  
Pc/pack 1



**TS**  
Signboard.  
Pc/pack 1

**Solemyo system**



The solar power kit Solemyo to automate gates, garage doors or barrier gates, including those located far from the power mains and without the need for costly and invasive excavation work.  
See pages 186/187

**Opera system**



The innovative Opera system enables the installer to manage, program and control automation systems, also remotely, simply and safely, with significant savings in time.  
See pages 140/141

<p><b>SN6011</b> 1 gear motor SN6011 with incorporated control unit and plug-in receiver.</p> 	<p><b>FLO2R-S</b> 1 transmitter 433.92 MHz, 2 channels.</p> 
<p><b>SPIN10KCE</b> Guide (thickness 35 mm) in three 1-metre sections.</p>  <p>3 x 1 m</p>	<p><b>SPIN11KCE</b> Guide (thickness 35 mm) in one 3-metre section.</p>  <p>1 x 3 m</p>

**For sectional doors up to 8.8 m<sup>2</sup> and up-and-over garage doors up to 9.8 m<sup>2</sup>, belt drive.**

- Two versions in kit:**
- pre-assembled, **3x1 m sections guide** (SPIN10KCE)
  - **pre-assembled 3 m guide** (SPIN11KCE).

**Advanced:** incorporated radio card, compatible with the Nice Flo, FloR and Smilo systems: 150 transmitters can be entered! Input for photocells and possibility of connecting photo-test with self-learning function during installation.

**Safe:** obstacle detection system and automatic programming of the working times; motor absorption is monitored during movement, self-diagnosis by means of a flashing light and courtesy light. Acceleration and deceleration can be adjusted at the beginning and end of each opening and closing manoeuvre. Can be connected with last generation sensitive edges 8.2 KOhm.

Code	Description
<b>SPIN10KCE</b>	Kit for automating sectional and up-and-over doors. 3x1 m-sections linear guide
<b>SPIN11KCE</b>	Kit for automating sectional and up-and-over doors. 3 m pre-assembled guide

**N.B.** The content of the package may vary: consult the retailer.

**Technical specifications**

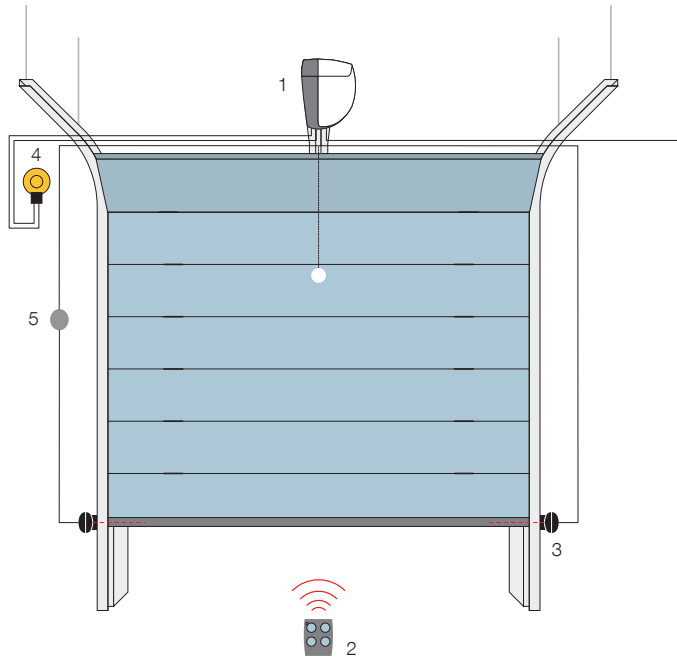
Code	SN6011
<b>Electrical data</b>	
Power supply (Vac 50/60 Hz)	230
Absorption (A)	0.7
Power (W)	200
<b>Performance data</b>	
Speed (m/s)	0.14
Force (N)	550
Work cycle (cycles/day)	30
<b>Dimensional and general data</b>	
Protection level (IP)	40
Working temp. (°C Min/Max)	-20 ÷ +50
Dimensions (mm)	225x330x100 h
Weight (kg)	3.3

**Utilisation limits**

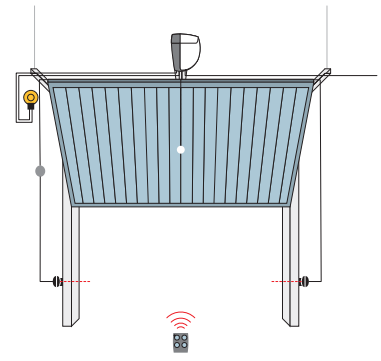
Using the maximum travel

	Non-projecting up-and-over door		Projecting up-and-over door		Sectional	
	H	L	H	L	H	L
<b>SPIN10KCE</b>	2.2 m	3.5 m	2.8 m	3.5 m	2.4 m	3.7 m
<b>SPIN11KCE</b>	2.2 m	3.5 m	2.8 m	3.5 m	2.4 m	3.7 m

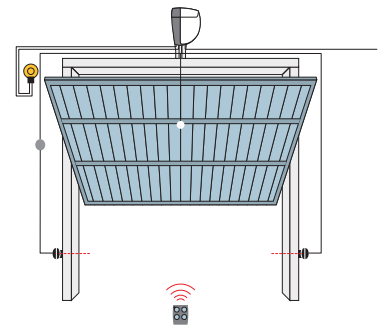
**Sectional**



**Non-projecting up-and-over door**



**Projecting up-and-over door**



1. Spin 2. Transmitter 3. Photocells 4. Flashing light 5. Digital or key switches.

**Accessories**



**SNA1**  
Spare control unit for SPIN10KCE and SPIN11KCE.



**SPA2**  
Kit for unlocking from the outside with cable.  
Pc/pack 1



**SPA5**  
Oscillating arm sliding on bearings with optimised structure for projecting up-and-over doors.  
Pc/pack 1



**SPA6**  
Large 585 mm long connecting arm.  
Pc/pack 1



**SPA7**  
Kit of two additional fixing brackets.  
Pc/pack 2



**SNA16**  
Quick-connect brackets for ceiling mounting.  
Pc/pack 10



**TS**  
Signboard.  
Pc/pack 1





**For projecting and non projecting up-and-over doors up to 9 m<sup>2</sup> (up to 16 m<sup>2</sup> using 2 motors), and jointed doors.**

24 Vdc electromechanical gear motor.

**Three versions, standard and upgraded:**

- with built-in control unit, force regulator and absolute encoder (TN2010 and TN2010L);
- with incorporated control unit and receiver, electromechanical limit switch (TN2030 and TN2030L);
- without control unit (TN2020 and TN2020L).

**Reliable and precise:** memorisation of the opening and closing limit switch positions; gradual starting and slowdown during closing.

**Safe:** obstacle detection system and monitoring of the motor absorption during movement, self-diagnosis by means of a flashing light, courtesy light.

The latest generation optical and resistive 8.2 KOhm sensitive edges can also be connected.

**Functional:** possibility of connecting two motors, TN2010 or TN2030 with TN2020, for doors up to 14 m<sup>2</sup>; TN2010L or TN2030L with TN2020L, for doors up to 16 m<sup>2</sup>.

Code	Description	Pack/pallet
<b>TN2010</b>	Irreversible, 24 Vdc, with incorporated control unit, courtesy light, absolute encoder with BlueBUS technology, compatible for Opera and Solemyo systems	15
<b>TN2010L</b>	Irreversible, 24 Vdc, with incorporated control unit, courtesy light, absolute encoder with BlueBUS technology, compatible for Opera and Solemyo systems. Upgraded version	15
<b>TN2030</b>	Irreversible, 24 Vdc, with incorporated control unit and receiver, courtesy light and electromechanical limit switch	15
<b>TN2030L</b>	Irreversible, 24 Vdc, with incorporated control unit and receiver, courtesy light and electromechanical limit switch. Upgraded version	15
<b>TN2020</b>	Irreversible, 24 Vdc, with courtesy light, without incorporated control unit	15
<b>TN2020L</b>	Irreversible, 24 Vdc, with courtesy light, without incorporated control unit. Upgraded version	15

**TN2010 and TN2010L versions with BlueBUS technology and compatible for operation with Solemyo and Opera systems.**

**Advanced:** the absolute encoder technology guarantees precision without the need of a limit switch, reliability and the long term safeguard of the set values.

**Simple:** thanks to the BlueBUS technology which enables connection by means of just two wires between the control unit and photocells.

**Energy saving:** the system enters in stand-by when not in use.

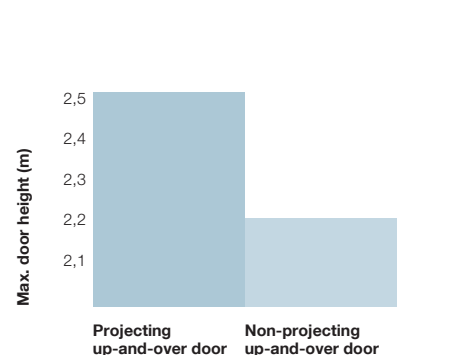
**Practical:** the control unit and PS324 buffer battery (optional) can be connected by means of a simple connector and can be housed directly inside the motor.

**Technical specifications**

Code	TN2010	TN2010L	TN2010 + TN2020	TN2010L + TN2020L	TN2030	TN2030L	TN2030 + TN2020	TN2030L + TN2020L
<b>Electrical data</b>								
Power supply (Vac 50/60 Hz)	230							
Absorption (A)	1		1.4		1		1.4	
Power (W)	240		350		220		330	
<b>Performance data</b>								
Speed (Rpm)	1.7	1.4	1.7	1.4	1.7	1.4	1.7	1.4
Torque (Nm)	350	600	500	750	320	420	700	
Work cycle (cycles/hour)	15		25		20		10	
<b>Dimensional and general data</b>								
Protection level (IP)	44							
Working temp. (°C Min/Max)	-20 ÷ +50							
Dimensions (mm)	150x158x512 h							
Weight (kg)	10	17.2*		9.5		16.7*		

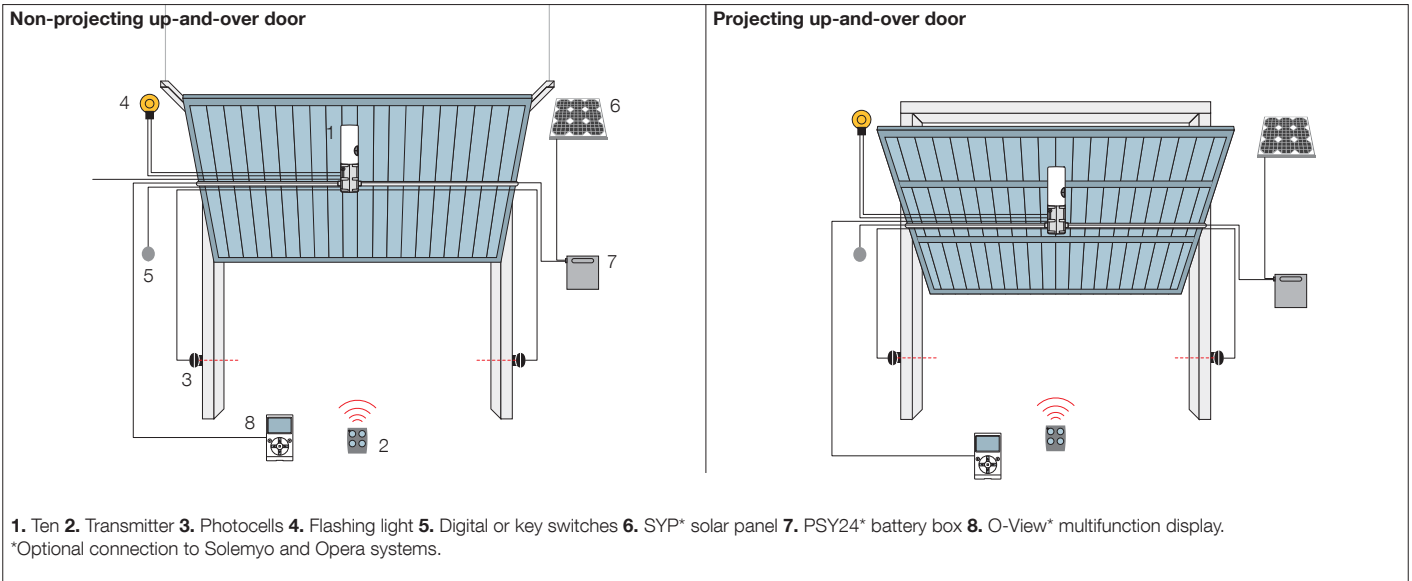
\* 7.2 for TN2020/TN2020L

**Utilisation limits**



N.B. The values indicated above refer to the use of motors with standard accessories.





**Accessories**

<b>TNA1</b> Spare control unit for TN2030, TN2030L, TNKCE and TNLKCE.	<b>TNA2</b> Spare control unit for TN2010 and TN2010L.	<b>PS324</b> 24 V battery with integrated battery charger. Only for TN2010 and TN2010L. Pc/pack 1	<b>TNA9</b> Additional connection cable and supports for wall-mounting of PS324 battery. Pc/pack 1	<b>TMF</b> Pair of photocells for optical type sensitive edge. Only for TN2010 and TN2010L. Pc/pack 1	<b>OTA2</b> Motor support bracket (1250 mm long). Pc/pack 1
<b>OTA3</b> Motor support bracket (2000 mm long). Pc/pack 1	<b>OTA9</b> Motor support bracket (520 mm long). Pc/pack 1	<b>TNA5</b> Pair of standard straight telescopic arms. Pc/pack 1	<b>TNA6</b> Pair of standard curved telescopic arms. Pc/pack 1	<b>TNA8</b> 20x20 mm drive shaft (200 mm long). Pc/pack 1	<b>TNA4</b> 20x20 mm drive shaft (1500 mm long). Pc/pack 1
<b>TNA38</b> Driving device for transmission shafts. Pc/pack 1	<b>OTA11</b> Kit for unlock from the outside with a metal cord. Pc/pack 1	<b>OTA12</b> Kit for external unlocking with key ratchet (cannot be used with laterally installed motors). Pc/pack 1	<b>TS</b> Signboard. Pc/pack 1	<b>Solemyo system</b> The solar power kit Solemyo to automate gates, garage doors or barrier gates, including those located far from the power mains and without the need for costly and invasive excavation work. See pages 186/187	<b>Opera system</b> The innovative Opera system enables the installer to manage, program and control automation systems, also remotely, simply and safely, with significant savings in time. See pages 140/141

TNKCE / TNLKCE



FLO2R-S



TS



**The kit contains:**

**TNKCE / TNLKCE** 1 irreversible electromechanical gear motor, with incorporated control unit and plug-in receiver, courtesy light and electromechanical limit switch, complete with a pair of standard telescopic arms TNA5 and with relative driving devices TNA38. **FLO2R-S** 1 transmitter 433.92 MHz 2 channels. **TS** 1 signboard.

**For projecting and non projecting up-and-over doors up to 9 m<sup>2</sup> and jointed doors.**

Irreversible electromechanical 24 Vdc gear motor.

**Two versions:**

- standard with torque at 280 Nm (TNKCE)
- upgraded with torque at 420 Nm (TNLKCE).

**Functions:** standard input for photocells and possibility of connecting phototest function in self-learning mode during installation.

**Convenient:** built-in radio board compatible with the systems NiceWay, Flor, VeryVR, Flo, VeryVE and Smilo: possibility of entering up to 150 transmitters. Push-button programming and automatic position search.

**Adjustments:** 3 force levels, 2 speeds, 3 pause time levels, 3 step-by-step modes.

**Maximum safety:** provision for connection of latest generation 8.2 KOhm sensitive edges. Obstacle detection and automatic programming of work times, monitoring of motor absorption throughout travel, self-diagnostics via the flashing light and courtesy light. Acceleration and deceleration at the start and end of each manoeuvre.

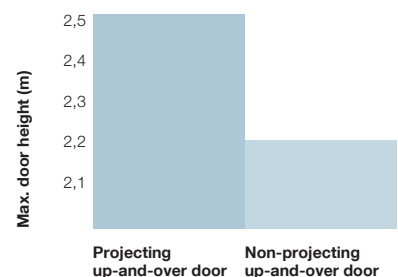
Code	Description	Pack/pallet
<b>TNKCE</b>	Irreversible, 24 Vdc, with incorporated control unit and receiver, courtesy light and mechanical limit switch	15
<b>TNLKCE</b>	Irreversible, 24 Vdc, with incorporated control unit and receiver, courtesy light and mechanical limit switch. Upgraded version	15

**N.B.** The content of the package may vary: consult the retailer.

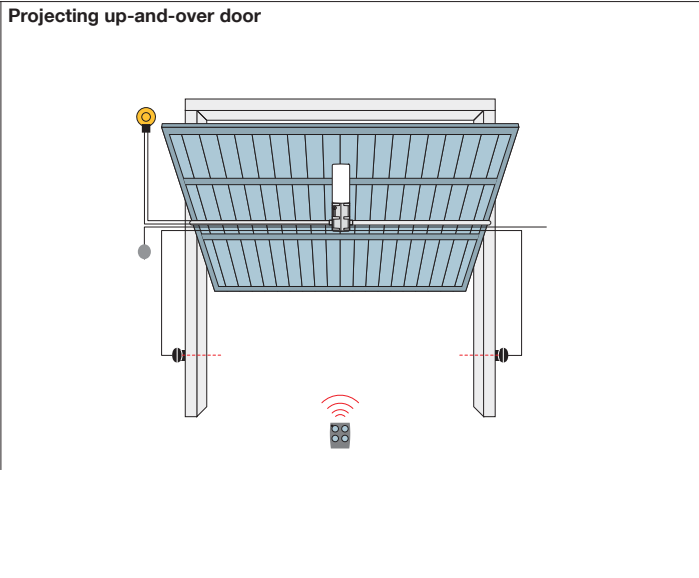
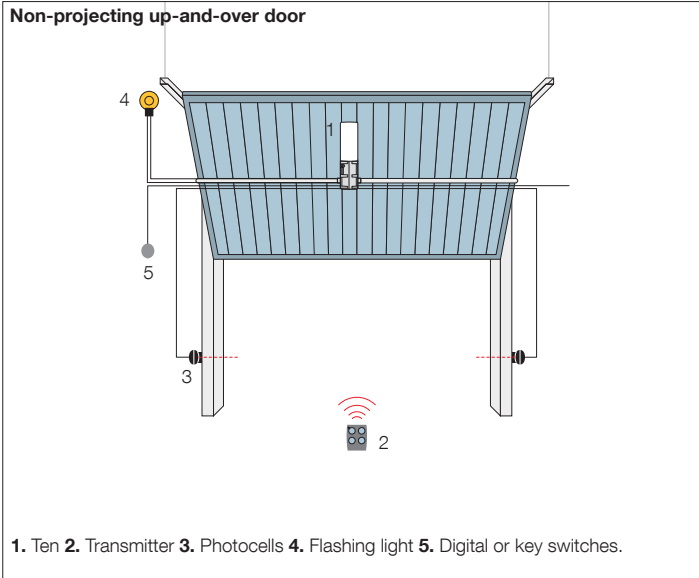
**Technical specifications**

Code	TNKCE	TNLKCE
<b>Electrical data</b>		
Power supply (Vac 50/60 Hz)	230	
Absorption (A)	0.9	
Power (W)	200	
<b>Performance data</b>		
Speed (Rpm)	1.7	1.4
Torque (Nm)	280	420
Work cycle (cycles/hour)	15	
<b>Dimensional and general data</b>		
Protection level (IP)	44	
Working temp. (°C Min/Max)	-20 ÷ +50	
Dimensions (mm)	150x158x512 h	
Weight (kg)	15.5	

**Utilisation limits**



**N.B.** The values indicated above refer to the use of motors with standard accessories.



1. Ten 2. Transmitter 3. Photocells 4. Flashing light 5. Digital or key switches.

**Accessories**

- |  |   |  |   |  |  |
|--|---|--|---|--|--|
|  |   |  |   |  |  |
| <b>TNA1</b><br>Spare control unit for TNKCE and TNLKCE.<br>Pc/pack 1 | <b>OTA2</b><br>Motor support bracket (1250 mm long).<br>Pc/pack 1 | <b>OTA3</b><br>Motor support bracket (2000 mm long).<br>Pc/pack 1    | <b>OTA9</b><br>Motor support bracket (520 mm long).<br>Pc/pack 1                | <b>TNA5</b><br>Pair of standard straight telescopic arms.<br>Pc/pack 1   | <b>TNA6</b><br>Pair of standard curved telescopic arms.<br>Pc/pack 1 |
|  |   |  |   |  |  |
| <b>TNA8</b><br>20x20 mm drive shaft (200 mm long).<br>Pc/pack 1      | <b>TNA4</b><br>20x20 mm drive shaft (1500 mm long).<br>Pc/pack 1  | <b>TNA38</b><br>Driving device for transmission shafts.<br>Pc/pack 1 | <b>OTA11</b><br>Kit for unlock from the outside with a metal cord.<br>Pc/pack 1 | <b>OTA12</b><br>Kit for external unlocking with key ratchet (cannot be used with laterally installed motors).<br>Pc/pack 1 | <b>TS</b><br>Signboard.<br>Pc/pack 1                                 |





**For sectional doors\* up to 20 m<sup>2</sup>.**  
24 Vdc electromechanical gear motor with absolute encoder.

\*For sectional doors equipped with anti-crash safeguard system (safety device useful in case of spring breaking).

**Easy to install:** Soon can be fitted directly onto the shaft of a sectional door; compact, particularly in width, in order to make assembly easy in any position.

**User-friendly thanks to the BlueBUS system** that enables users to connect the photocell couples and control unit using just two wires.

**Practical:** the control unit and PS124 buffer battery (optional) can be connected by means of a simple connector and can be housed directly inside the motor.

**Energy saving:** when the system is not being used it will switch over to standby.

**Reliable and precise:** memorization of limit switch positions on opening and closing; gradual starting and slowdown during closing; the absolute encoder technology guarantees precision without the need of a limit switch, reliability and long term safeguard of the set values.

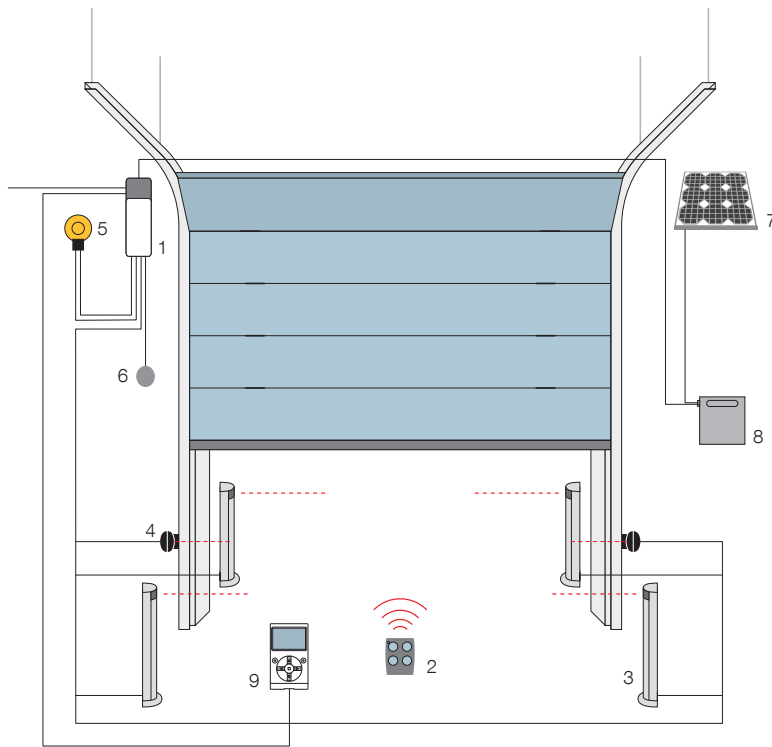
**Safe:** obstacle detection system; motor absorption is monitored during movement, self-diagnosis by means of a flashing light and courtesy light. Last generation of 8.2 KOhm optical and sensitive edges can also be connected.

Code	Description	Pack/pallet
SO2000	Irreversible, 24 Vdc, with absolute encoder for doors up to 5 m in height	20

**Technical specifications**

Code	SO2000
<b>Electrical data</b>	
Power supply (Vac 50/60 Hz)	230
Absorption (A)	1.6
Power (W)	350
<b>Performance data</b>	
Speed (Rpm)	30
Torque (Nm)	50
Work cycle (cycles/hour)	15
<b>Dimensional and general data</b>	
Protection level (IP)	40
Working temp. (°C Min/Max)	-20 ÷ +50
Dimensions (mm)	115x300x375 h
Weight (kg)	10.5

**Sectional**



1. Motor 2. Transmitter 3. Photocells mounted on posts 4. Photocells 5. Flashing light 6. Digital or key switches  
 7. SYP\* solar panel 8. PSY24\* battery box 9. O-View\* multifunction display.  
 \*Optional connection to Solemyo and Opera systems.

**Accessories**



**SOA2**  
Spare control unit for SO2000.



**PS124**  
24 V battery with integrated battery charger.  
Pc/pack 1



**TMF**  
Pair of photocells for optical type sensitive edge.  
Pc/pack 1



**CRA9**  
Adapter for diameter 31.75 (1.1/4”), 35 and 40 mm shafts.  
Pc/pack 1




**TS**  
Signboard.  
Pc/pack 1

**Solemyo system**



The solar power kit Solemyo to automate gates, garage doors or barrier gates, including those located far from the power mains and without the need for costly and invasive excavation work. See pages 186/187

**Opera system**



The innovative Opera system enables the installer to manage, program and control automation systems, also remotely, simply and safely, with significant savings in time. See pages 140/141



### For sectional doors and two-wings sliding doors up to 35 m<sup>2</sup>.

24 Vdc electromechanical gear motor with magnetic encoder, no need to adjust limit switches. Perfect for intensive use.

**Revolutionary aesthetics:** compact, particularly in width, in order to make assembly easy in any position; quick to install.

**Easy to install:** Sumo can be fitted directly onto the shaft of sectional doors. Perfect for Ø 25.4 mm shafts and can be used also with Ø 31.75-35-40 mm shafts thanks to the CRA9 adapter.

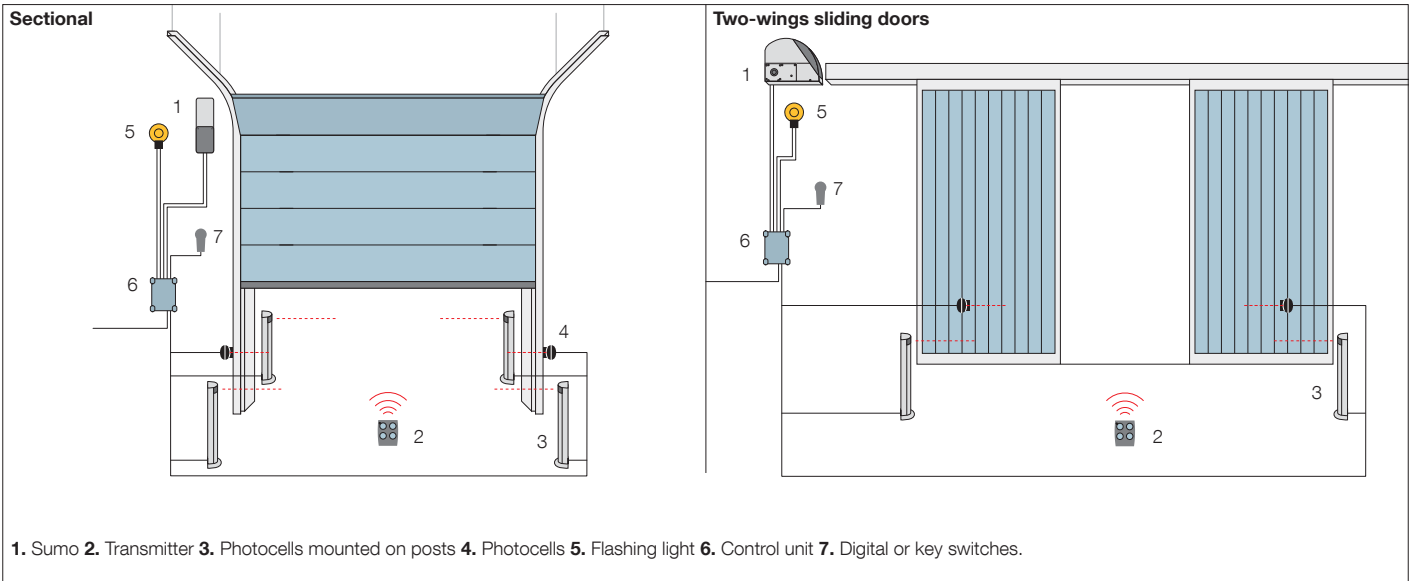
#### Many different functions with the separate Mindy A924 control unit:

- automatic memorization of limit switches on opening and closing;
- gradual departure and slowdown during closing;
- integrated battery charge card with optional battery power supply in the event of power failures easy programming by pressing a single button;
- pause time programming and speed adjustment;
- "service" warning light for maintenance (can be programmed according to the number of manoeuvre required).

Code	Description	Pack/pallet
<b>SU2000</b>	Irreversible 24 Vdc, with magnetic encoder, no need to adjust limit switches, from 15 m <sup>2</sup> up to 35 m <sup>2</sup>	20
<b>SU2000V</b>	Irreversible 24 Vdc, with magnetic encoder, no need to adjust limit switches, high speed, from 10 m <sup>2</sup> up to 25 m <sup>2</sup>	20
<b>SU2000VV</b>	Irreversible 24 Vdc, with magnetic encoder, no need to adjust limit switches, super high speed, from 10 m <sup>2</sup> up to 15 m <sup>2</sup>	20
<b>SU2010</b>	Irreversible 24 Vdc, with magnetic encoder, no need to adjust limit switches, IP54, from 15 m <sup>2</sup> up to 35 m <sup>2</sup>	20

### Technical specifications

Code	SU2000	SU2000V	SU2000VV	SU2010
<b>Electrical data</b>				
Power supply (Vdc)	24			
Absorption (A)	13			
Power (W)	500			
<b>Performance data</b>				
Speed (Rpm)	16	23.5	42	16
Torque (Nm)	120	82	46	120
Work cycle (%)	50			
<b>Dimensional and general data</b>				
Protection level (IP)	44			54
Working temp. (°C Min/Max)	-20 ÷ +50			
Dimensions (mm)	110x270x350 h			
Weight (kg)	10.5			



**Accessories**

<b>A924</b> Control unit. Pc/pack 1	<b>PUL</b> Central cover with buttons, complete with connecting cable and connected for A500 and A924. Pc/pack 1	<b>B12-B</b> 12 V, 6 Ah batteries. Pc/pack 1	<b>BA3-A</b> Nice battery box. Pc/pack 1	<b>KIO</b> Key-operated selector switch for low voltage contacts with release mechanism for metal cord. Pc/pack 1	<b>KA1</b> 6 m cable release kit for KIO. Not requested for SU2010. Pc/pack 1
<b>CRA1</b> Shaft with 18-tooth pinion Ø shaft 25.4 mm Ø inside crown 25.4 mm. Pc/pack 1	<b>CRA2</b> Joint for chain. Pc/pack 1	<b>CRA3</b> 1/2" chain, 1 m pack, plus joint for chain. Pc/pack 1	<b>CRA4</b> 1/2" chain, 5 m pack, ideal for single or double wing industrial doors, plus joint for chain. Pc/pack 1	<b>CRA5</b> Tensioner drive with brackets, for single or double wing industrial door. Pc/pack 1	<b>CRA6</b> 36-tooth pinion Ø inside 25.4 mm. Pc/pack 1
<b>CRA7</b> 18-tooth pinion Ø inside 25.4 mm. Pc/pack 1	<b>CRA8</b> Wall-fixing bracket. Pc/pack 2	<b>CRA9</b> Adapter for diameter 31.75 (1.1/4"), 35 and 40 mm shafts. Pc/pack 1	<b>TS</b> Signboard. Pc/pack 1		



## For 2-leaf folding doors.

Electromechanical gear motor irreversible with telescopic arm, also in 24 Vdc version, with magnetic encoder.

Single model for right and left leaves.

Pre-wired, **incorporated double limit-switch** both during opening and closing: fewer connections mean quicker installation (for HY7100 only).

### Solid metal mechanics.

### Sturdy, galvanised, telescopic arm.

### Recommended control units:

Mindy A3, A3F, A6, A6F, A60, A700F; for HY7124 Moonclever MC824H.

### 24 Vdc version with magnetic encoder.

Perfect for intensive use, compatible with the control unit Moonclever MC824H:

- simple programming, by means of a single key;
- self-learning of opening and closing limit positions;
- automatic fault diagnostics;
- programming of pause time;
- pedestrian pass door;
- deceleration on opening and closing;
- obstacle detection with dual technology;
- operation in event of power failure by means of optional rechargeable batteries (PS324);
- provision for connection of latest generation resistive sensitive edges.

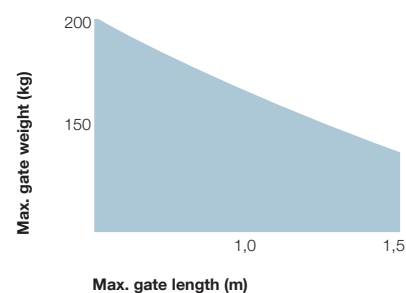
Code	Description	Pack/pallet
<b>HY7100</b>	Irreversible, 230 Vac, with sturdy telescopic arm, galvanised and painted, with limit switch on opening and closing	16
<b>HY7124</b>	Irreversible, 24 Vdc with magnetic encoder, with telescopic arm, galvanised and painted	16

## Technical specifications

Code	HY7100	HY7124
<b>Electrical data</b>		
Power supply (Vac 50 Hz)*	230	-
Power supply (Vdc)	-	24
Absorption (A)	1.2	5
Power (W)	250	120
<b>Performance data</b>		
Speed (Rpm)	1.7	2
Torque (Nm)	400	250
Work cycle (%)	30	80
<b>Dimensional and general data</b>		
Protection level (IP)	20	
Working temp. (°C Min/Max)	-20 ÷ +50	
Dimensions (mm)	350x165x242 h	
Weight (kg)	13	

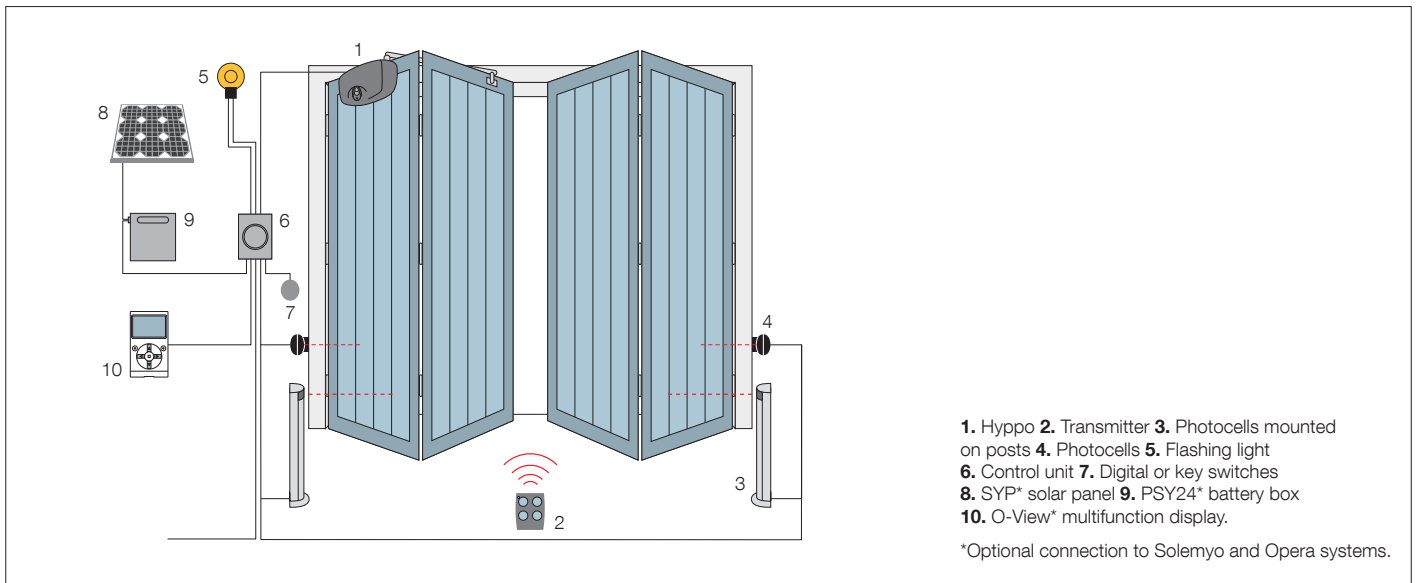
\*60 Hz version available on request.

## Utilisation limits



N.B. The above values are valid if the motor is used with standard accessories.





### Accessories



**HYA11**  
Unlock from inside with a 6 m cord.  
Pc/pack 1



**KIO**  
Key-operated selector switch for low voltage contacts, with release mechanism for metal cord.  
Pc/pack 1



**KA1**  
6 m cable release kit for KIO.  
Pc/pack 1



**TS**  
Signboard.  
Pc/pack 1

### Accessory

For 24 Vdc version



**PS324**  
24 V battery with integrated battery charger.  
Pc/pack 1

### Solemyo system




The solar power kit Solemyo to automate gates, garage doors or barrier gates, including those located far from the power mains and without the need for costly and invasive excavation work.  
See pages 186/187

### Opera system



The innovative Opera system enables the installer to manage, program and control automation systems, also remotely, simply and safely, with significant savings in time.  
See pages 140/141



**For balanced rolling doors.**

Electromechanical gear motor with lifting force up to 130 kg and 180 kg.

**Smart:** the limit switch unit and wiring are protected by an elegant box; pre-wired capacitor.

**Fast:** easy and intuitive adjustment of the limit switches both during opening and closing.

**Complete:** supplied with 200 mm and 220 mm flange for 60 mm shafts, with 48 mm and 42 mm adaptors.

**Easy to install:** thanks to the guided connector, you don't need to hold the motor while you secure it using just 3 screws.

**Recommended control units:**

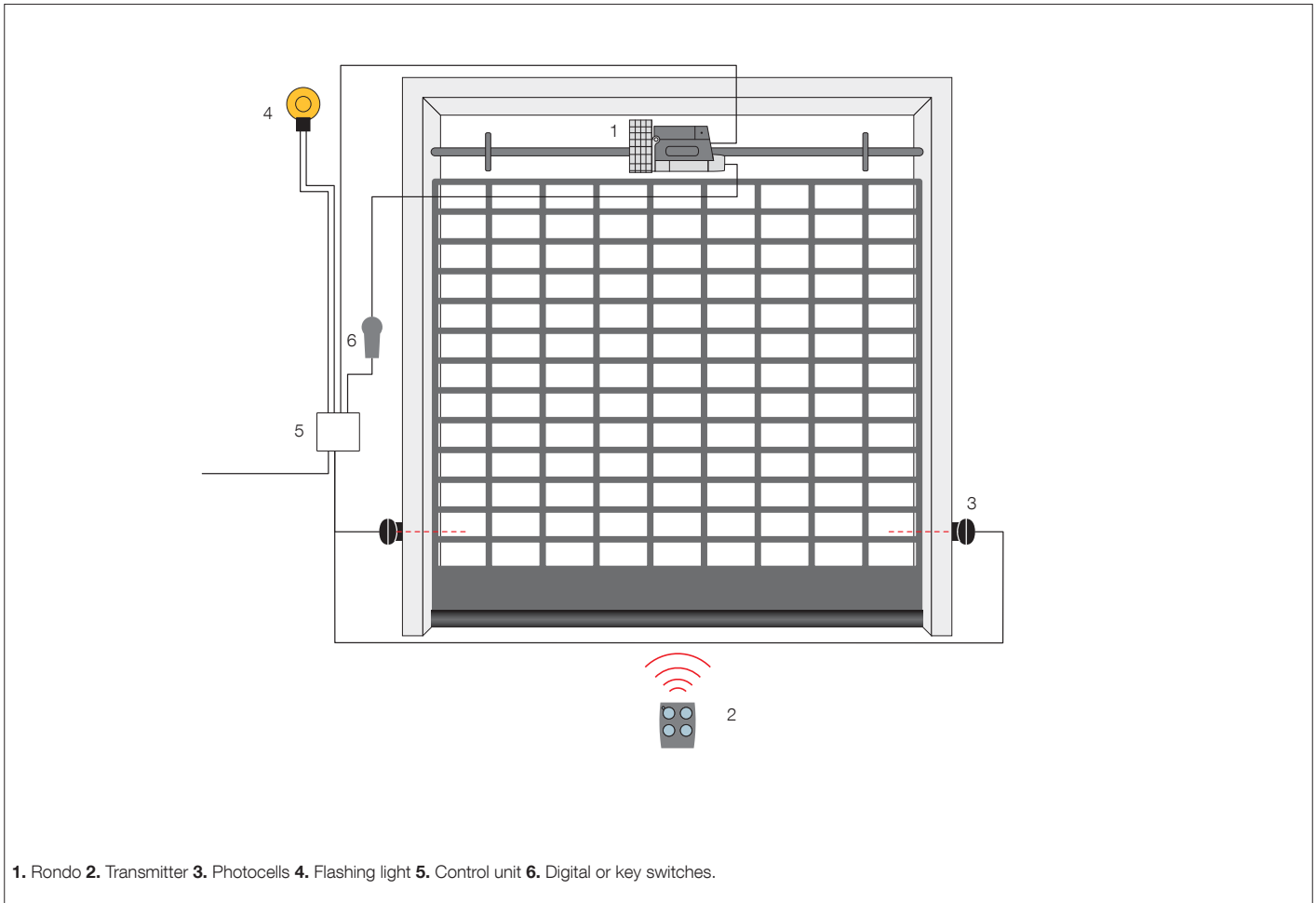
- Mindy A01 and A02, - easy to use, complete and reliable, featuring:
- semi-automatic or automatic operation;
  - complete reverse run with photocell;
  - step-by-step operation;
  - programmable Step-by-step/Open input;
  - programmable Stop/Photo input;
  - input for resistive edge;
  - incorporated radio card, compatible with the Nice Flo, FloR and Smilo systems.

Code	Description	Pack/pallet
<b>RN2010</b>	Reversible, without brake, with lifting force up to 130 kg	21
<b>RN2020</b>	Reversible, without brake, with lifting force up to 180 kg	21
<b>RN2030</b>	Irreversible, with brake and release device, with lifting force up to 130 kg	21
<b>RN2040</b>	Irreversible, with brake and release device, with lifting force up to 180 kg	21

**Technical specifications**

Code	RN2010	RN2030	RN2020	RN2040
<b>Electrical data</b>				
Power supply (Vac 50 Hz)*	230			
Absorption (A)	2		2.6	
Power (W)	450		600	
<b>Performance data</b>				
Speed (Rpm)	10			
Torque (Nm)	130		180	
Work cycle max (%)	50% with 30 s ON and 30 s OFF			
<b>Dimensional and general data</b>				
Protection level (IP)	20			
Working temp. (°C Min/Max)	-20 ÷ +50			
Dimensions (mm)	Ø 210x338	Ø 210x355	Ø 210x338	Ø 210x385
Weight (kg)	9.5		10	

\*60 Hz version available on request.



### Accessories



**A01**  
Control unit.  
Pc/pack 1



**A02**  
Control unit  
with automatic closing.  
Pc/pack 1



**KIO**  
Key-operated selector  
switch for low voltage  
contacts, with release  
mechanism for metal  
cord.  
Pc/pack 1




**RNA01**  
Electronic brake  
for RN2020 and RN2010.  
Pc/pack 1



**TS**  
Signboard.  
Pc/pack 1

## Control systems

- 4|11 The Nice World
- 12|65 Systems for swing gates
- 66|85 Systems for sliding gates
- 86|109 Barrier gate operator systems
- 110|137 Systems for garage and industrial doors
- 138|179 Control systems**
- 180|205 Accessories
- 206|225 Control units
- 226|229 Product code alphabetical index



---

**The Nice electronics  
at a glance**

140|143

---

**Opera system**

150|157 O-View O-Box,  
One, OX4T

---

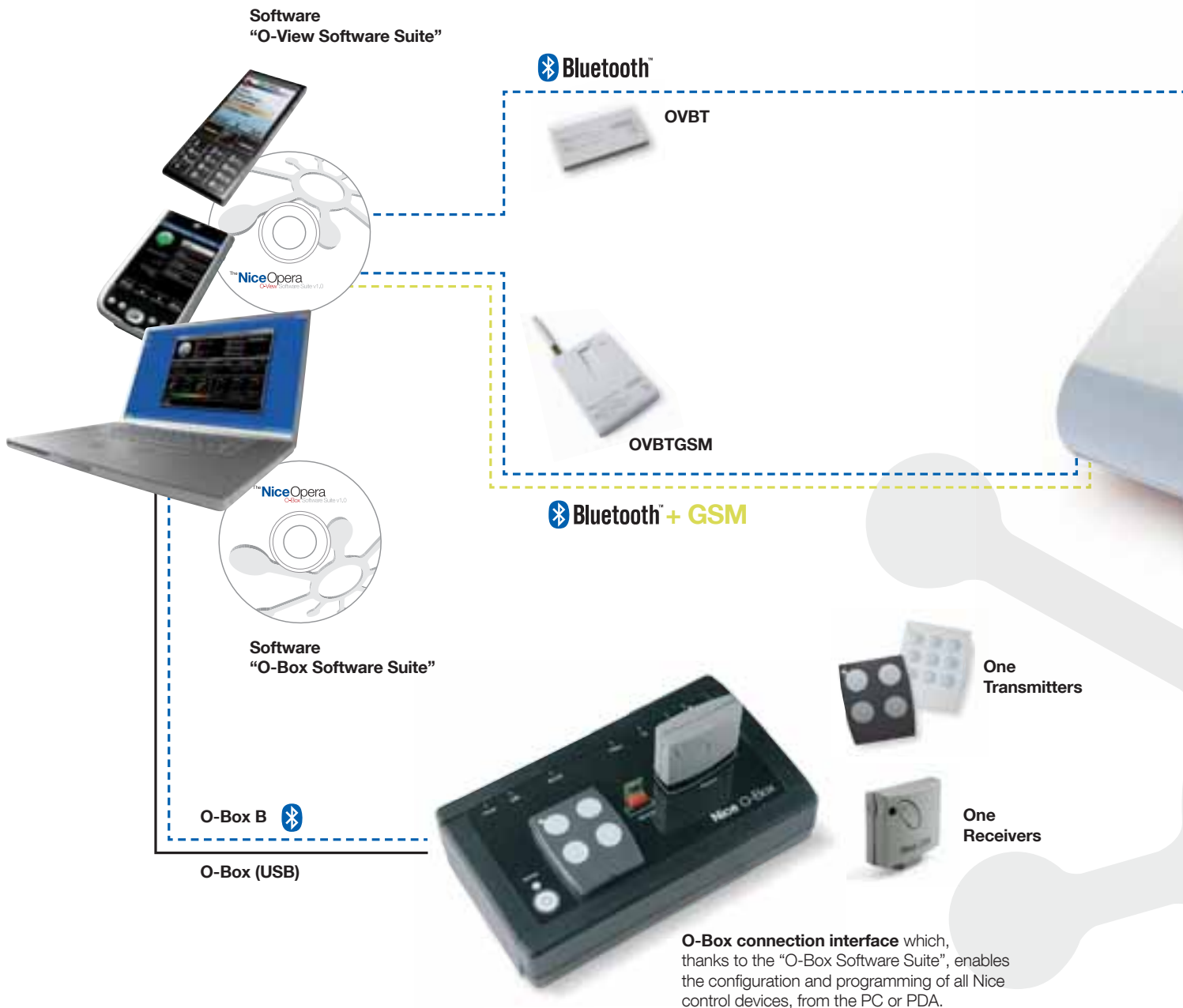
**Transmitters and receivers**

158|159 INB Control interface  
160|165 NiceWay  
166|169 Sistema Tag  
170|175 Flor-s, Flor-m,  
VeryVR, Planotime  
176|177 Smilo  
178|179 Flo, VeryVE

# Nice Opera Control, advanced management of automation systems also at a distance.

The innovative Opera system enables the installer to manage, program and control automation systems, also remotely, simply and safely, with significant savings in time.

The **Opera** system comprises transmitters and **One** series receivers, the O-Box connection interface and the communication **software "O-View Software Suite"** and **"O-Box Software Suite"**. All components communicate via **BUS T4** or the new **O-Code** Rolling Code system, making transmissions safer and reducing automation response times.



**Nice Opera** simplifies the installer's work, making for easier programming, and enabling access to all control panel parameters to adapt the system to all requirements. No specific procedures needed for each product: single programming mode with intuitive menus, with no need to consult instructions.

**Constantly efficient assistance for all customers:** Simplifies system programming by means of the O-View multifunction display which when connected directly to the control panels compatible with the Opera system via BUS T4, enables full access to the system functions, for practical, rapid and advanced programming.

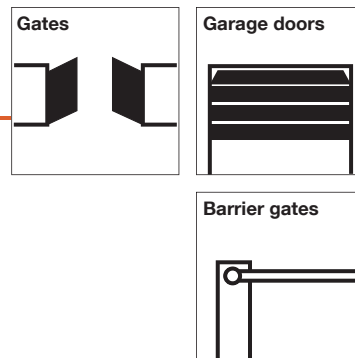
**BUS T4** is the innovative communication protocol that enables you to create extensive networks of compatible automation systems, managing them from a single point via O-View.

Device management can be protected by two password levels. By interfacing the system with the PC, you can control a complex automation system such as those found in densely frequented buildings (hospitals, hotels, companies, etc.).



<<<< BUS T4

**O-View, multifunction display**  
Unit for control, programming and diagnostics for devices equipped with BUS T4 connection, on site or remotely via GPRS thanks to the connection with your PDA, Smartphone or PC.

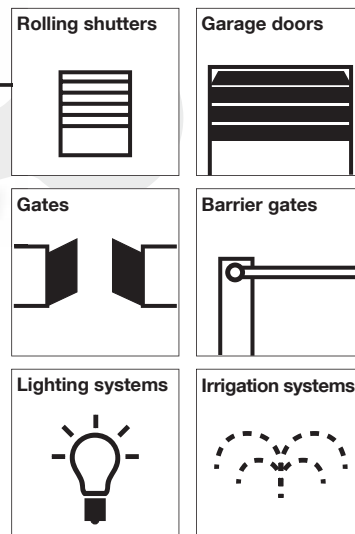


<<<< BUS T4

**OX4T universal 4-channel receiver** with built-in transmitter. For remote control of any automation, irrigation and lighting systems or other electrical circuits.



**Nice Motors not designed for**



Opera

# Nice Control systems

Maximum versatility and safety in managing, from any point within the home, the range of Nice automations, and more....

User friendly and state-of-the-art control systems enable the activation of any system just as required: via radio, by card or by touch-control, digital combination keypads or using a simple key.

The Nice range has a wealth of solutions that use radio signals to simplify the installation, the programming and use of each automation.

## 1. With just a click

Small, slim and coloured, ideal to carry in your pocket, bag or use as stylish key rings, or table-top or wall-mounted, for control of the entire home at your fingertips! These are the Nice radio control systems, the choice is yours!



One



FloR



Smilo



Very

## NiceWay

Modular radio control system for made-to-measure proper solutions



Portable and table-top supports



Portable, wall mounted and table-top supports



Wall mounted supports



Mini covers



Discover how easy it is to guarantee safety with Nice products, all compliant with the most stringent of European standards: positionable synchronised photocells; obstacle detection and phototest function to prevent manoeuvres when necessary; 24 V power supply and rechargeable batteries to enable motor operation also during a power failure.

## 2. Combined, key or touch selectors

Practical digital or lock type selectors, or proximity systems to enter and exit in total safety.



**MoonTouch and MoonKey**



**MyMoon**



**MOCARD and HSB1**

## 3. Automatic timer

With this timer each automation system can be set as you prefer, assigning the desired time and the usage modes, to be woken up by the early morning sun, protect your geraniums from the midday sun, or to open and close them all at a particular time.



**Planotime**

## 4. Recessed Systems

Nice presents its recessed control: the ultra-compact dimensions enable all products in the miniaturised Tag control range to be installed inside standard wall-mounted plates. The height of subtlety...



**Tag System**

## 5. Safer & Safer

**Nice&Safe**

Makes every installation even safer, in an easy and quick way.



**Moon and MoonBus**



**F210**



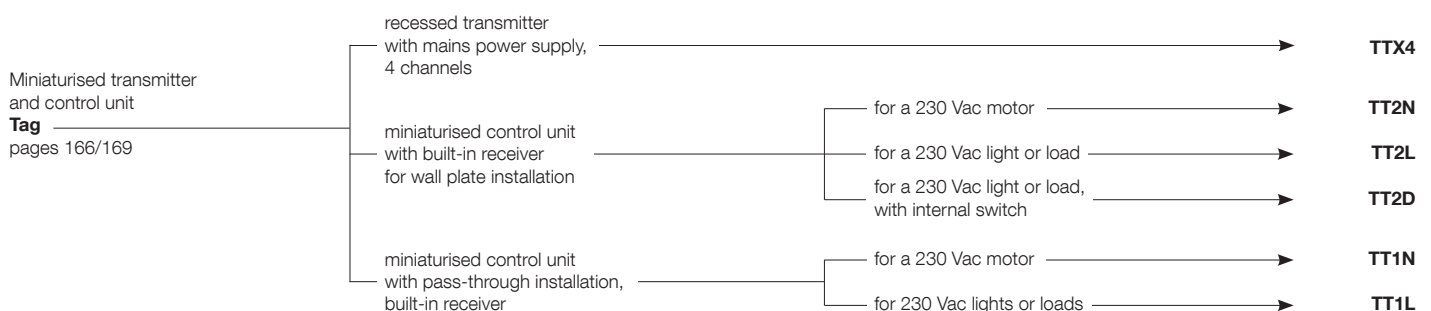
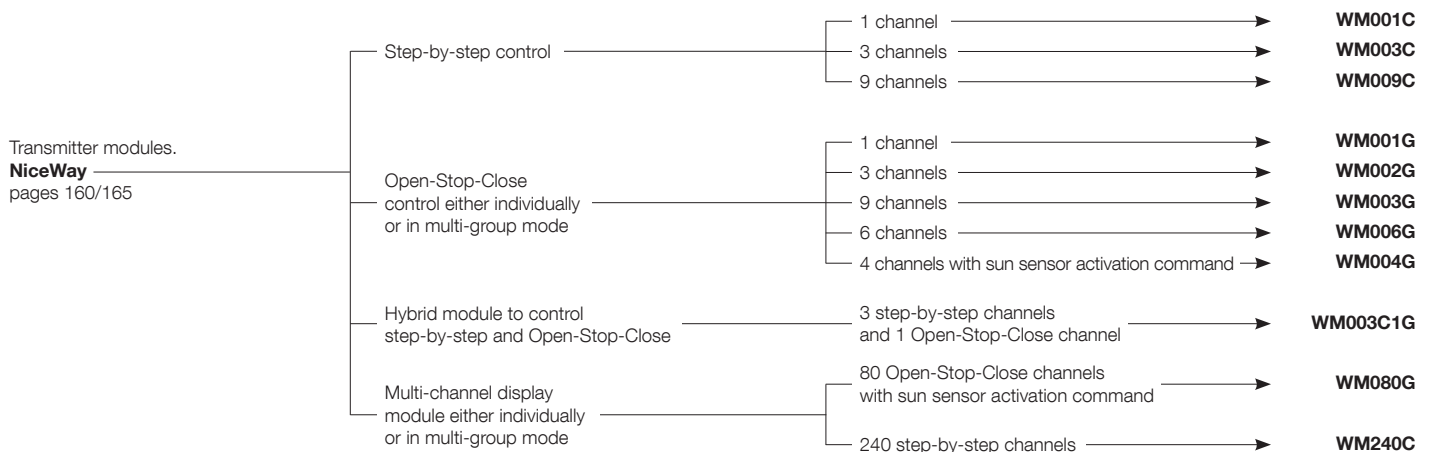
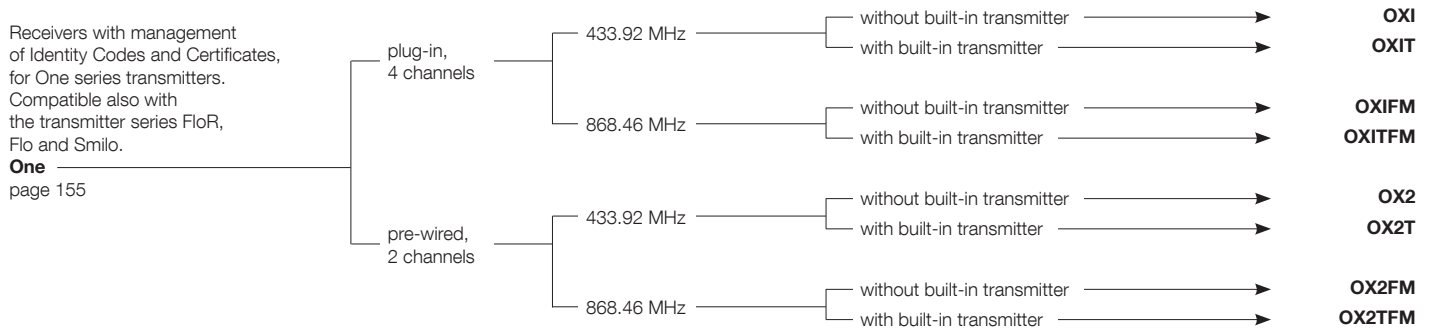
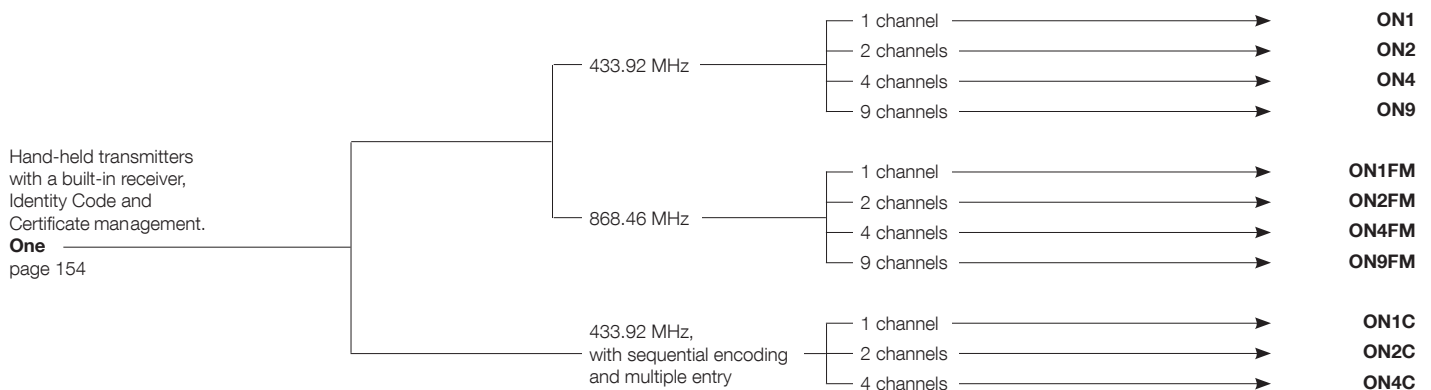
**FT210**



**Moonlight and Wallyght**

# Nice Selection guide: control systems

Follow the arrow and choose the right product



One



NiceWay

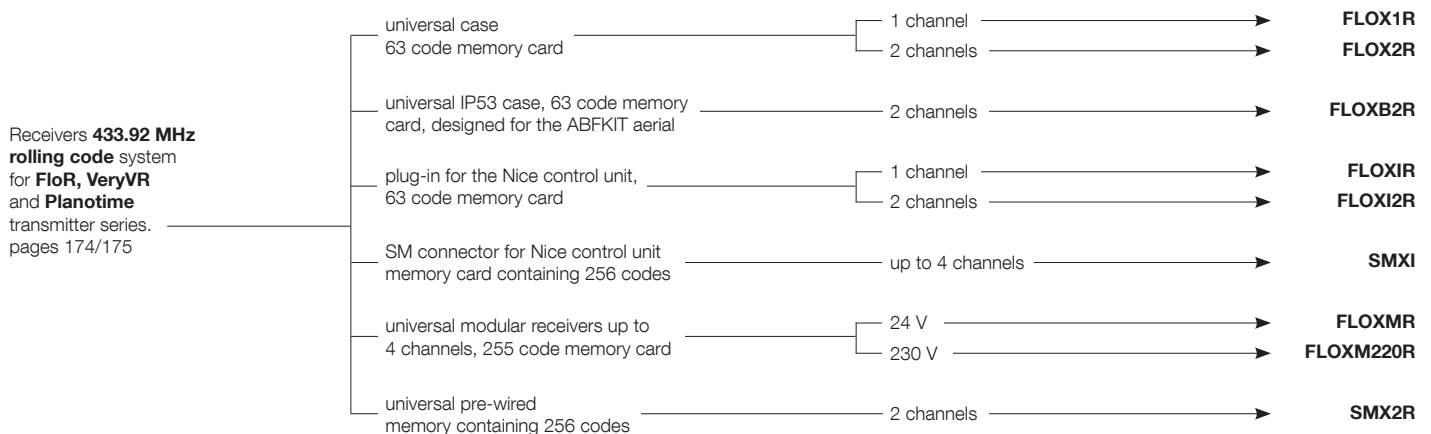
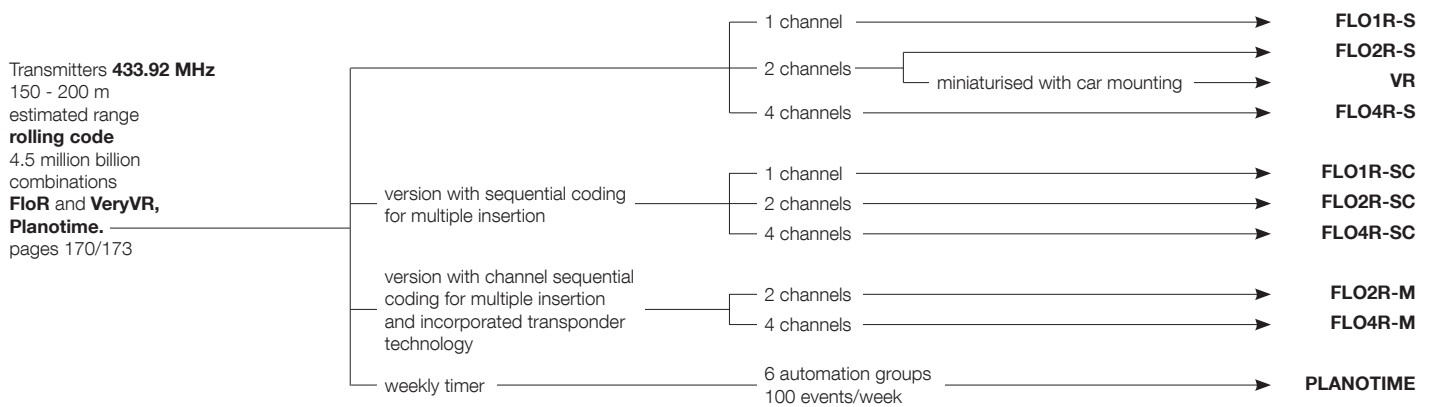


Tag



# Nice Selection guide: control systems

Follow the arrow and choose the right product





FloR

Very

Planotime



# Nice Selection guide: control systems

Follow the arrow and choose the right product


Transmitters **433.92 MHz**

**rolling code**

18 million billion combinations

**Smilo**

page 176



**SM2**  
**SM4**


Receivers **433.92 MHz**

with memory

containing 256 codes

for **Smilo**

page 177



**SMX2**  
**SMXIS**

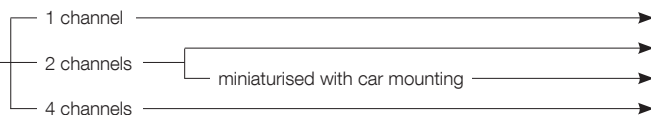
Transmitters **433.92 MHz**

**with programmable code**

1.024 **dip switch** combinations

**Flo** and **VeryVE**

page 178



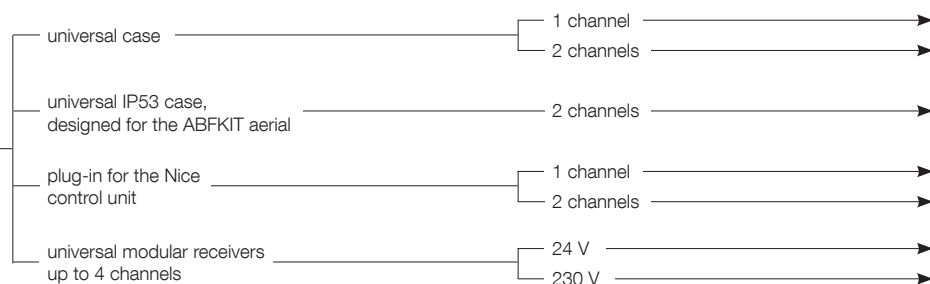
**FLO1**  
**FLO2**  
**VE**  
**FLO4**

Receivers **433.92 MHz**

**with programmable code**

for **Flo** and **VeryVE**

page 179



**FLOX1**  
**FLOX2**  
**FLOXB2**  
**FLOXI**  
**FLOXI2**  
**FLOXM**  
**FLOXM220**

Smilo



Flo  
Very



**OVIEW**



**Unit for control, programming and diagnostics for devices equipped with BUS T4 connection, on site or remotely via GPRS thanks to the connection with your PDA, Smartphone or PC.**

**Advanced management of automation systems also at a distance:** the multi-function display O-View is connected directly to the compatible control unit via a BUS T4 cable (supplied), enabling access to all control unit parameters to adapt the system to all needs. By connecting O-View permanently to a control unit or group of control units via BUS T4, a network can be created for local or remote centralised management.

**Simple programming mode** with intuitive menus valid for each product, with no need to consult the specific instructions.

O-View powers up and automatically recognises all devices on the network as soon as it is connected, displaying only the specific parameters of the device on which to intervene.

In the case of several devices on the network the BUS T4 address is identifiable by means of a text label personalised as required, enabling rapid recognition of the associated device.

**Programmable:** thanks to the built-in clock, it is also possible (with integrated backup battery) to program delivery of commands at a set time, for example to automate opening and closing of complex industrial and commercial systems or for the creation of "scenarios".

A practical wall-mounted support supplied.

**Safe:** two password-protected levels.

**Practical:** O-View is your portable office, and can be connected just when programming or for maintenance, or can be installed permanently on site to exploit all the benefits of local or remote centralised management.

**OVB T**



**OVB T GSM**



**O-View Software Suite**

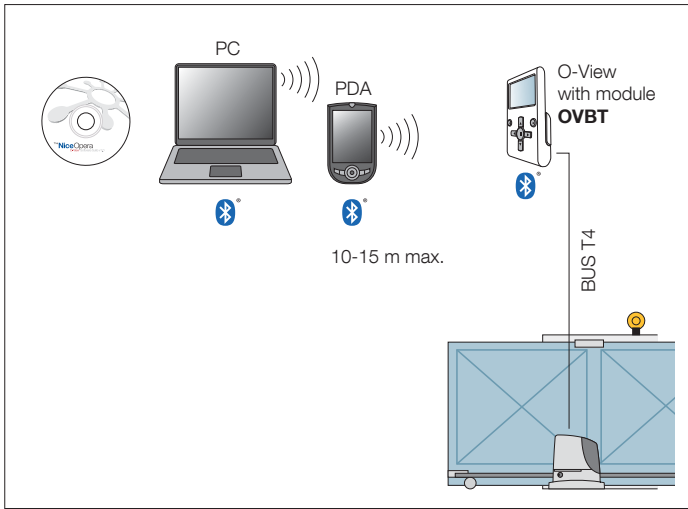


Code	Description	Pc./Pack
<b>OVIEW</b>	Unit for control, programming and diagnostics of devices equipped with BUS T4 connection	1
<b>OVB T</b>	Bluetooth module for O-View and "O-View Software Suite" application for PC, PDA or Smartphone	1
<b>OVB T GSM</b>	GSM module for O-View and "O-View Software Suite" application for PC, PDA or Smartphone	1

**Technical specifications**

Graphic interface	: LCD display 128 x 64 dots (46x29 mm); 2.2"
Operator input device	: joystick with 5 + 2 keys
Display/key lighting	: white light
Time and date display	: with backup battery (min. lifetime 10 years)
Maximum number of commands per hour	: 64
Event log	: storage capacity 400 events
Connection cable length (m)	: 2 (cable supplied); 700 (other cable)
Power supply	: supplied by devices on BUS T4 network
Absorbed current (mA)	: max. 20 (without accessories)
Insulation	: Class III
Housing protection rating (IP)	: 20
Working temp. (°C Min/Max)	: from -20° to +55°
Dimensions (mm)	: 107x61x20 h (with wall-mounted support: 125x70x32 h)
Weight (g)	: 75 (without cable)





### OVBT

#### Bluetooth connection module for O-View interface.

"O-View Software Suite" enables connection via PC or PDA to O-View in the vicinity of the system, to intervene on the control units on the BUS T4 network. Maximum connection distance 15 m.

The interface of "O-View Software Suite" has been specially designed to enable rapid access to all parameters of the connected devices without the need for physical access, as well as quick diagnostics of malfunctions by consulting the event log, all the most practical and intuitive way possible.

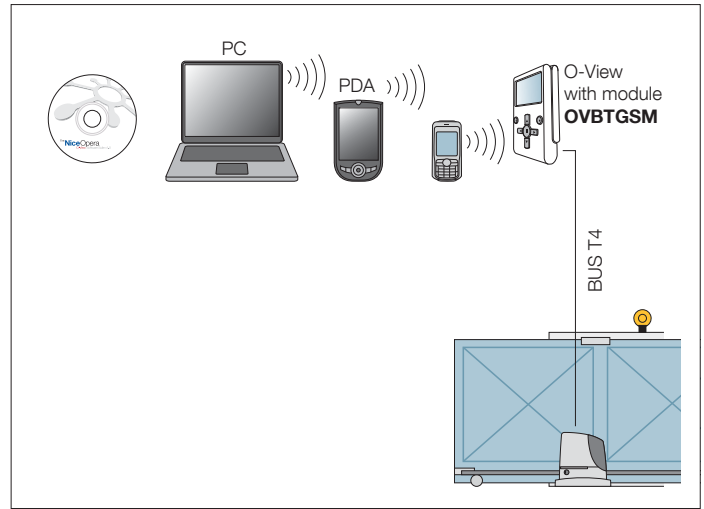
The O-View control function has been expanded: in just one PC screen, all applications connected via BUS T4 can be controlled.

### O-View Software Suite

This application, supplied with OVBT and OVBTGSM, as well as expanding the functions of O-View enables the creation of a database of installations with personal data of clients and configurations of each system, even on more complex versions.

There are two versions of software: "O-View Desktop" designed for installation on a PC and "O-View Mobile" which enables use of the functions of the desktop version on a smaller screen of a PDA or Smartphone.

**By connecting to the site [www.nice-service.com](http://www.nice-service.com) users can download the constantly updated firmware and software versions.**



### OVBTGSM

In addition to the benefits of the OVBT module, the automation or network of automations can now be **controlled via GSM** by connecting O-View to the system via BUS T4.

A GPRS connection also enables connection via the Internet to O-View to obtain all management functions offered by the software from any location with no need for presence on site.

The user can remotely control the automation via GSM, from any of the enabled numbers, and check status, such as opening a gate by means of a phone call or by sending 4 different controls via SMS text message, with the security offered by entry of a unique password.

### Minimum requirements

#### O-View Mobile version for PDA palmtop:

- Processor: (300 MHz) Recommended by Nice: (> 300 MHz)
- RAM: 64 MB Recommended by Nice: 128 MB
- Storage memory: 5 MB Recommended by Nice: 20 MB
- Operating system: Windows® Mobile 2003 Recommended by Nice: Windows® 5.0 or later
- Connection: Bluetooth®
- Graphics resolution: 240 x 320, 256 colours
- PC with: CD-Rom (required for software installation on palmtop).

#### O-View Desktop version for PC:

- Processor: type AMD®/Intel® (600 MHz) Recommended by Nice: type AMD®/Intel® (1 GHz)
- RAM: 128 MB Recommended by Nice: 256 MB
- Free space on disk: 280 MB Recommended by Nice: 512 MB
- Operating system: Windows® 98 SE or later Recommended by Nice: Windows® 2000 or later
- Connection: Bluetooth®
- Graphics resolution: 800 x 600, 256 colours
- Disk drive: CD-Rom (required for installation).

Note – software installation includes installation of the program Microsoft®.NET Framework Redistributable 2.0.



### Accessories

Code	Description	Pc./Pack
OVA1	Clamp for fitting connectors RJ14	1
OVA2	Connectors RJ14, type 6/4, for flat 4-wire cable	10
OVA3	RJ14 splitters, type 6/4, for cascade connection of devices on BUS T4 network	5
OVA4	Flat 4-wire cable for connection of devices on BUS T4 network, length 100 m	1



**O-Box is the revolutionary connection interface** which, thanks to the dedicated software **“O-Box Software Suite”**, enables **the configuration and programming directly from the PC or PDA**, practically and intuitively, **all transmitters, receivers and other Nice control devices.**

**The convenience of remote control:** O-Box enables a number of tasks to be performed directly from the office, without the need to visit the client’s system. For example the operator can program the functions and parameters of transmitters with the utmost of ease, and send them already configured and operative to the clients.

- It is also possible to:**
- program transmitters in the One series via radio;
  - manage all functions via radio of the receivers in the One series fitted with built-in transmitter;
  - read and write transponder badges in the Moon series;
  - receive data via radio from transmitters in the series Smilo, VeryVE, Flo, VeryVR, FloR, One, Niceway or via optical reader for transmitters in the Bio series;
  - program receivers in the series Smilo, Bio, FloR and One and memories of the control devices MOMB, MOTB and MORX;
  - create and manage an updated database with personal data of clients and configurations of the receivers installed in the respective systems.

O-Box interfaces with your PC or PDA palmtop, performing the control, entry, deletion, enabling or disabling of codes, programming of the memory, functions and typical parameters of the receivers, transmitters and other Nice control devices.

**The software “O-Box Software Suite”** can be installed quickly and easily either on PC (O-Box Desktop version) or on PDA palmtop (O-Box Mobile version).

**Universal:** O-Box manages all programming procedures possible by means of BUPC and MOU. It also enables import of databases previously created using the software for BUPC and MOU.

Code	Description	Pc./Pack
<b>OBOX2</b>	Connection interface complete with software “O-Box Software Suite” with USB connection cable supplied. Dual Band, for devices at 433.92/868.46 MHz	1
<b>OBOX2B</b>	Connection interface complete with software “O-Box Software Suite” with USB connection cable and integrated Bluetooth module. Dual Band, for devices at 433.92/868.46 MHz	1

### Technical specifications

Code	OBOX2	OBOX2B
Frequency reception (MHz)	433.92/868.46	
Estimated range (m)	10	
Communication with Windows	USB, RS232	Bluetooth, USB, RS232
Communication with Windows Mobile	-	Bluetooth
Working temp. (°C Min/Max)	-20 : +55	
Dimensions (mm)	195x116x48	
Weight (kg)	412	418


## Accessories

Code	Description	Pc./Pack
<b>ALA1</b>	Battery charger power supply unit	1
<b>CABLA01</b>	Cable for connecting O-Box to the computer via the RS232 port	1
<b>CABLA02</b>	Optical reader for programming transmitters in the series "Bio" and "FloR"	1
<b>CABLA03</b>	Cable for cloning transmitters in the series "Very"	1
<b>CABLA04</b>	Cable for cloning transmitters in the series "Bio" and "FloR"	1
<b>CABLA05</b>	Cable for programming tubular motors for awnings and shutters, equipped with port TTBUS	1
<b>CABLA06</b>	Cable for programming receivers universal in the series "SMX" and "OX"	1
<b>CABLA07</b>	Cable for cloning transmitters in the series "Ergo" and "Plano"	1

### Note on CABLA accessories:

O-Box is only supplied with the USB cable; all other cables are optional and are not supplied in the pack.

## Minimum software installation requirements



### O-Box Mobile version for PDA palmtop:

- Processor: (300 MHz) Recommended by Nice: (> 300 MHz)
- RAM: 64 MB Recommended by Nice: 128 MB
- Storage memory: 5 MB Recommended by Nice: 20 MB
- Operating system: Windows® Mobile 2003  
Recommended by Nice: Windows® 5.0 or later
- Connection: Bluetooth®
- Graphics resolution: 240 x 320, 256 colours
- PC with: CD-Rom (required for software installation on palmtop).

### O-Box Desktop version for PC:

- Processor: type AMD®/Intel® (500 MHz)  
Recommended by Nice: type AMD®/Intel® (1 GHz)
- RAM: 128 MB Recommended by Nice: 256 MB
- Free space on disk: 280 MB Recommended by Nice: 512 MB
- Operating system: Windows® 98 SE or later  
Recommended by Nice: Windows® 2000 or later
- Connection: Bluetooth®
- Graphics resolution: 800 x 600, 256 colours
- Disk drive: CD-Rom (required for installation).

Note – software installation includes installation of the program Microsoft®.NET Framework Redistributable 2.0.



**The complete range of hand-held transmitters with management of Identity Codes and Certificates, self-learning and built-in proximity receiver.**

With O-Code encoding at 72 Bit, also compatible with receivers using Nice FloR encoding (only for One version at 433.92 MHz).

The **One system** comprises transmitters at 1, 2, 4 and 9 channels and receivers with connector, pre-wired, with and without built-in transmitter.

Wide selection of models at:

- **433.92 MHz, Rolling Code** using **AM amplitude modulation**. Also available in the version with sequential encoding and multiple entry (OneC).
- **868.46 MHz, Rolling Code** using **FM frequency modulation**, less sensitive to disturbance with respect to AM amplitude modulation, ensuring safer transmissions and reducing automation response times.

**Safe and evolved:** use of calculation and recognition system to increase security and reduce automation response times by up to three times.

With a **built-in proximity receiver**, which thanks to the exchange of the **Identity Code** between the two radio controls, enables memorisation of a new transmitter using one already enabled on the receiver.

**Rapid entry, without the need for cable connections:** thanks to **Certificate management and the interface O-Box**, a One transmitter can be enabled without the need to be present at the system, by simply positioning it in the vicinity of O-Box and starting up the **guided procedure from PC or PDA**.

Possibility of programming **identity codes and 9 certificates** of the receivers

The **OneC** model makes it possible to memorise entire packs in one operation, without even having to open them.

**A practical and stylish** transmitter, One can be used as a refined and technological key ring or be wall-mounted or fitted to the dashboard of your car, thanks to the handy support included in the pack.

<b>ON1</b> <b>ON1C</b>	<b>ON2</b> <b>ON2C</b>	<b>ON4</b> <b>ON4C</b>	<b>ON9</b>
<b>ON1FM</b>	<b>ON2FM</b>	<b>ON4FM</b>	<b>ON9FM</b>

Code	Description	Pc./Pack
<b>ON1</b>	1 channel, 433.92 MHz, colour graphite	10
<b>ON1C</b>	1 channel, 433.92 MHz, colour graphite, with sequential encoding and multiple entry	10
<b>ON2</b>	2 channels, 433.92 MHz, colour graphite	10
<b>ON2C</b>	2 channels, 433.92 MHz, colour graphite, with sequential encoding and multiple entry	10
<b>ON4</b>	4 channels, 433.92 MHz, colour graphite	10
<b>ON4C</b>	4 channels, 433.92 MHz, colour graphite, with sequential encoding and multiple entry	10
<b>ON9</b>	9 channels, 433.92 MHz, colour graphite	10
<b>ON1FM</b>	1 channel, 868.46 MHz, colour white	10
<b>ON2FM</b>	2 channels, 868.46 MHz, colour white	10
<b>ON4FM</b>	4 channels, 868.46 MHz, colour white	10
<b>ON9FM</b>	9 channels, 868.46 MHz, colour white	10

**Technical specifications**

	Carrier frequency	Estimated range	Encoding	Power supply	Battery lifetime	Protection rating	Dimensions Weight
<b>ON_</b> , <b>ON_C</b>	433.92 MHz	200 m (outdoors); 35 m (inside buildings)*	O-Code 72 bit; rolling code	3 Vdc; lithium battery type CR2032	2 years (with 10 transmissions per day)	IP40 (use in protected environments)	44x55x10 h mm 11 g
<b>ON_FM</b>	868.46 MHz						

\* The range of the transmitters and reception capacity of the receivers is strongly influenced by other devices operating in the area at the same frequency.

## The complete range of multicode receivers with management of Identity Codes and Certificates.

With connector, pre-wired, with and without built-in transmitter.

Available in two versions:

- 433.92 MHz;
- 868.46 MHz.

Each receiver in the series One has its own secret **identification number** known as a **Certificate** to distinguish it from all others. The Certificate can also be programmed on the transmitter in the One range which uses it as an enable code to interact with the receiver.

### Practical and functional:

the built-in transmitter of the receivers OXIT/OXITFM and OX2T/OX2TFM enables **bi-directional communication with the multi-functional O-Box interface**; enables operations such as download of radio codes, management of certificates and passwords directly on the receiver, also when located in positions difficult to access.

### 3 password-protected levels.

### Internal transmitter:

the receivers OXIT/OXITFM and OX2T/OX2TFM can be used as signal repeaters to increase the operating distance between transmitters and other possible receivers in the One series. By means of O-Box, the new receivers in the One series can also be interfaced with a PC or PDA for simple and rapid programming of certificates.

### 3 programming modes.

**Maximum flexibility:** memory capacity of up to 1024 transmitters in Mode I.

### Multicode:

receivers in the One series are compatible with the transmitters with encoding system O-code One at 868.46 MHz and at 433.92 MHz and Smilo, Flo, FloR, TTS (only for One at 433.92 MHz) for multi-group transmission, which enables the delivery of multiple commands simultaneously from a single transmitter.

## Receivers

### 433.92 MHz, with connector

Code	Description	Pc./Pack
<b>OXI</b>	4 channels, without built-in transmitter	1
<b>OXIT</b>	4 channels, with built-in transmitter	1

### 868.46 MHz, with connector

Code	Description	Pc./Pack
<b>OXIFM</b>	4 channels, without built-in transmitter	1
<b>OXITFM</b>	4 channels, with built-in transmitter	1

### 433.92 MHz, pre-wired

Code	Description	Pc./Pack
<b>OX2</b>	2 channels, without built-in transmitter	1
<b>OX2T</b>	2 channels, with built-in transmitter	1

### 868.46 MHz, pre-wired

Code	Description	Pc./Pack
<b>OX2FM</b>	2 channels, without built-in transmitter	1
<b>OX2TFM</b>	2 channels, with built-in transmitter	1

## Technical specifications

	Frequency reception	Frequency transmission	Impedance input	Sensitivity	Decoding	Number of channels	Contact relay	Power supply	Absorption	Protection rating	Dimensions weight
<b>OXI</b>	433.92 MHz	-	52 Ohm	>0.5 $\mu$ V for signal successful	O-Code, Smilo, FloR, Flo, TTS	4 (15 on BUS T4)	-	5 Vdc	30 mA (max)	IP 30	50x19x45 h mm, 20 g
<b>OXIT</b>		433.92 MHz				2					
<b>OX2</b>		-				4 (15 on BUS T4)	-	5 Vdc	30 mA (max)		
<b>OX2T</b>		433.92 MHz									
<b>OXIFM</b>	868.46 MHz	-	52 Ohm	>0.8 $\mu$ V for signal successful	O-Code	4 (15 on BUS T4)	-	5 Vdc	30 mA (max)	IP 30	50x19x45 h mm, 20 g
<b>OXITFM</b>		868.46 MHz				2					
<b>OX2FM</b>		-				4 (15 on BUS T4)	-	5 Vdc	30 mA (max)		
<b>OX2TFM</b>		868.46 MHz									



### Universal 4-channel receiver in the One series, with built-in transmitter.

For remote control of any automation on gates, garage doors, road barriers, shutters, awnings, venetian blinds, irrigation and lighting systems or other electrical circuits.

### Equipped with BUS T4 connector for connection to O-View.

#### An even more extended system:

OX4T manages 4 outputs controlled by 4 relays, usable as power relays or voltage-free contacts, to extend use of the Opera system also to devices with specific provisions.

Thanks to the internal transmitter, OX4T can be used as a repeater, thereby increasing the operating range between transmitters and other receivers in the One series.

#### Practical and functional:

OX4T can be connected via radio to the interface O-Box and via BUS T4 to the multifunction display O-View, to enable programming, diagnostics, timed functions and management of codes, also remotely by means of the modules OVBT and OVBTGSM.

#### 2 programming modes:

“Mode I” and the new “extended Mode II” which enables expansion of the number of controls to up to 14.

**Multicode:** OX4T is also compatible with the transmitters with encoding system O-code, Smilo, Flo, FloR, FloR and TTS with or without self-learning, for multicode transmission, which enables the delivery of simultaneous commands from a single transmitter.

OX4T is fitted with removable terminals to facilitate connections and a generously sized memory to enable storage of up to 1024 transmitters, with the option for password protection.

Code	Description	Pc./Pack
<b>OX4T</b>	Universal 4-channel receiver with built-in transmitter	1

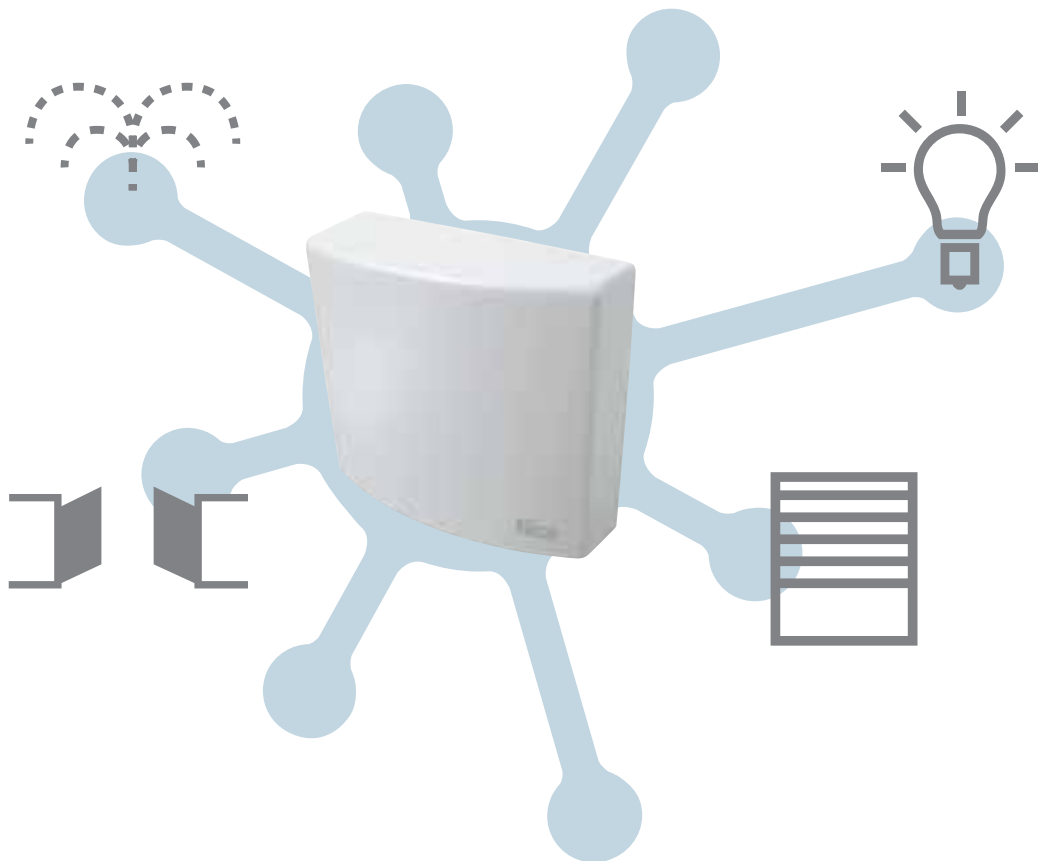
#### Technical specifications

Power supply (Vac 50/60 Hz)	: 110 ÷ 240
Maximum absorbed current (mA)	: 80
Encoding	: O-Code / TTS / FloR (rolling code); or Smilo (rolling code) or Flo
Frequency (MHz)	: 433.92
Antenna impedance (ohm)	: more than 0.5 for successful signal
Estimated range (m)	: 200 in open spaces 35 if inside buildings
Radiated power (dBm)	: +2
Max. capacity of transmitter memory	: 1024 (maximum)
Outputs	: 4 relays with NO and NC contacts, voltage-free
Contact capacity	: 5 A - 250 V
Timer times	: programmable from 2 seconds to 540 minutes
Protection rating (IP)	: 44 (with container intact)
Working temp. (°C Min/Max)	: from -20° to +55°
Dimensions (mm)	: 128x112x43 h
Weight (g)	: 260



**Accessories**

Code	Description	Pc./Pack
<b>OVA1</b>	Clamp for fitting connectors RJ14	1
<b>OVA2</b>	Connectors RJ14, type 6/4, for flat 4-wire cable	10
<b>OVA3</b>	RJ14 splitters, type 6/4, for cascade connection of devices on BUS T4 network	5
<b>OVA4</b>	Flat 4-wire cable for connection of devices on BUS T4 network, length 100 m	1



# Nice and MyHome BTicino


## Control interface for maximum control of the home.

A single integrated system for management of Nice automations via the control systems MyHome of BTicino.

A new intelligent and cost-saving system.







OVIEW

Code	Description	Pc/Pack
<b>INB</b>	Communication interface between Bticino Bus (SCS) and Nice Bus (TTBus and BusT4)	1

Code	Description	Pc/Pack
<b>OVIEW</b>	Unit for control, programming and diagnostics of devices equipped with BUS T4 connection	1
<b>OVIEWTT</b>	Unit for control, programming and diagnostics for devices equipped with TT BUS connection	1

## INB, the Nice control interface

that enables communication between the systems Nice Bus (TTBus and BusT4) and MyHome of BTicino (SCS).

Nice gives life to a unique home automation system, able to dialogue with all devices that control household functions, enabling, via simple pushbuttons or latest generation BTicino touch screens:

- control of up to four Nice automations for **gates** and **garage doors** with motors and/or control units fitted with BusT4 technology, or **awnings** and **shutters** with tubular motors fitted with TTBus technology;
- **control of lighting, heat control, sound diffusion, security and communication.**

The design for total integration guarantees:

- **reduced installation times and maintenance** thanks to the creation of a single Nice-BTicino system;
- **ease of installation:** INB can be installed in any junction box thanks to its compact dimensions;
- **modular system with provision for expansion** without the need for further masonry work and rationalised wiring; additional devices can easily be integrated without laying new cables and via a single supervision device;
- **maximum flexibility and safety:** within the Bus network, each device has a unique identification by the assignment of a specific value during programming, which enables each device to be distinguished from the others belonging to the same "TTBus" network or "BusT4" network connected to the same interface. To add further devices later as required, each one can simply be assigned to a free address, connected to the Bus, and configured via Nice hand-held palm-tops. Practical connections via terminals and connectors;
- **compatible with a wide range** of Nice motors (TTBus / BusT4) equipped with Opera technology for total freedom of choice.

## Technical specifications

	Power supply	Consumption	Insulation	Protection rating (IP)	Working temp. (°C Min. Max)	Dimensions (mm)
<b>INB</b>	to BusT4, or 24 Vac/dc (limits 20 ÷ 35 Vdc, 22 ÷ 35 Vac)	approx. 18 mA	class III	20	-20÷50 °C	41x52x18h

**Modular control system**

to manage the range of Nice automations, such as awnings, rolling shutters, gates and garage doors, from any point within the home.



1. The transmitter module 2. The module holder cover 3. Wall or table shockproof holder 4. Table shockproof holder 5. Squared wall plate 6. Rectangular wall plate.

**Technical specifications**

Power supply (Vdc)	: 3 V with 1 lithium battery CR2032
Battery life	: > 2 years with 10 events/day
Frequency	: 433.92 MHz ± 100 KHz
Radiated power	: estimated at approx. 1 mW
Protection rating (IP)	: 40
Estimated range	: 200 m in a free field, 35 m indoors
Coding	: 52 Bit rolling code
Operating temperature (°C Min. Max.)	: -20 ÷ +55
Dimensions (mm)	: 41x41x10
Weight (g)	: 14

**Modular**

The NiceWay system is based on a number of transmitter modules that can be placed in five different holder models to create a flexible range of made-to-measure solutions. Although the modules, available from 1 to 80 groups or 240 channels, are very small in size, they are extremely easy to operate.

**Advanced and compatible**

Frequency of 433.92 MHz, 52 Bit Rolling Code with (over 4.5 million of billion combinations); self-learning function.

Compatible with the 433.92 MHz Nice Ergo, Plano, FloR and VeryVR systems (Flo and Smilo with WM240C and WM080G).

Estimated range: 200 m in a free field, 35 m indoors. Extended battery life (3 V lithium battery).

**All the NiceWay solutions**

The 240 channel module with display, which controls 80 groups and 70 multi-groups, is ideal for the management of sophisticated systems. All the awnings, roller shutters and gates, as well as the office, home and hotel irrigation and lighting systems in just 14 g and 16 cm<sup>2</sup>!

**Made-to-measure**

To protect the electronic parts from dirt and damp, the rubber function buttons are incorporated in the actual body of the control modules.

NiceWay can be used anywhere in the home, in the garage, the living room, the kitchen as well as the bathroom.

**Professional**

For a more professional and practical use, the system can be programmed by means of the handy Nice palmtops.

**Nice Design**




Sophisticated shock-proof materials, immaculate finish, and essential design: wear, comfort and ease are guaranteed by the internationally renowned and prize-winning Nice design.

The choice of discreet or personalised solutions is vast thanks to the wide choice of colours and finishes.

## The heart of the NiceWay system


The 1, 3, 6 and 9-channel modules for the control of single automations, groups or multi-groups: awnings, roller shutters, rolling doors, gates, industrial and garage doors, barrier gate operators, lighting and irrigation systems.

### Modules to control Step-by-Step automation systems






Module	Code	Description	Pc/Pack
	<b>WM001C</b>	Single channel module to control 1 automation system	10
	<b>WM003C</b>	Three channel module to control 3 Step-by-Step automation systems	1
	<b>WM009C</b>	Nine channel module to control 9 Step-by-Step automation systems	1

Memorizing radio controls in Mode I: ON - OFF Mode II: ON/OFF - HOLD TO RUN - TIMER1 - TIMER2 (for the Screen products MOD0 II programming)



### Hybrid module to control Step-by-Step and Open-Stop-Close automation systems

Module	Code	Description	Pc/Pack
	<b>WM003C1G</b>	Module to control 3 Step-by-Step and 1 Open-Stop-Close automation systems	1

### Modules to control Open-Stop-Close automation systems

Module	Code	Description	Pc/Pack
	<b>WM001G</b>	Module to control 1 Open-Stop-Close automation system either individually or in multi-group mode	1
	<b>WM002G</b>	Module to control 2 Open-Stop-Close automation systems either individually or in multi-group mode	1
	<b>WM003G</b>	Module to control 3 Open-Stop-Close automation systems either individually or in multi-group mode	1
	<b>WM006G</b>	Module to control 6 Open-Stop-Close automation systems either individually or in multi-group mode	1
	<b>WM004G</b>	Module to control 4 Open-Stop-Close automation systems either individually or in multi-group mode and sun sensor activation command	1

### Multi-channel display module

Module	Code	Description	Pc/Pack
	<b>WM080G</b>	Module to control 80 Open-Stop-Close automation systems either individually or in multi-group mode and sun sensor activation command	1
	<b>WM240C</b>	Module to control 240 Step-by-Step automation systems either individually or in multi-group mode	1



## NiceWay - Stone Portable and table-top supports.

### Fetching and practical

With Stone the radio control device becomes even more functional and catching. In shock-proof rubber to completely protect the transmitting module, fully directional for greater reception, Stone is available in neutral or bright colours so as to perfectly blend into modern or elegant homes.

### Comfortable anywhere

Resistant to the most violent of shocks and garden humidity, Stone is always easy to find, be it on the living room or office coffee table, on the kitchen worktop, in the bathroom or on the side of the pool.



Code	Description	Pc/Pack
<b>WEW</b>	Table shockproof holder, white	10
<b>WET</b>	Table shockproof holder, neutral transparent	10
<b>WEO</b>	Table shockproof holder, orange	10



## NiceWay - Ondo Portable, wall mounted and table-top supports.

### Portable, from table to wall

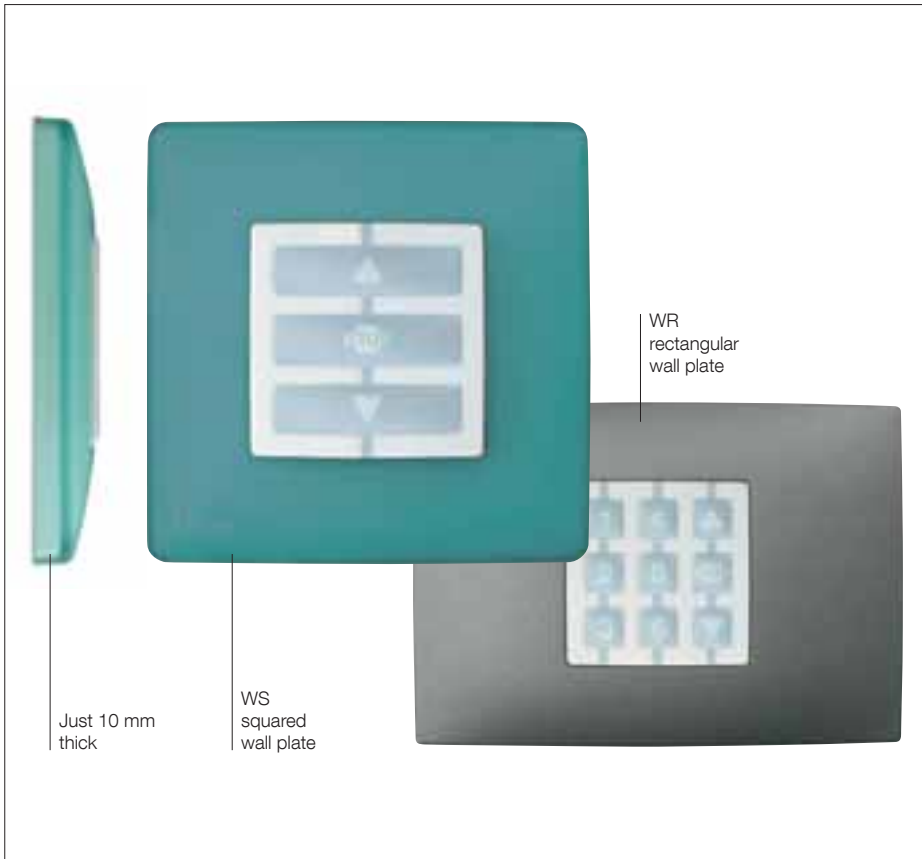
Ondo is the versatile NiceWay line support; the wall support with its simple magnetic fixing system, transforms Ondo from a comfortable portable transmitter to an inconspicuous wall plate.

Ondo, made in a shiny dirt-resistant plastic, has a rubber lower section to improve grip and prevent slipping when used on surfaces.

The transmitter module can be inserted so that Ondo can be used both in width and in length to increase the personalisation possibilities.

Code	Description	Pc/Pack
<b>WAX</b>	Table holder, white plastic + Ice Blue rubber	10

Code	Description	Pc/Pack
<b>WWW</b>	Magnetic wall support for Ondo	10



## NiceWay Wall plaques.

### Inconspicuous, fetching and functional


Extremely slim - as is the plate itself - the transmitter inserted into the Opla wall plate permits to inconspicuously and fetchingly add additional control points without having to perform any building operations.

The NiceWay Opla wall plates are available in the square Opla-S version and the rectangular Opla-R version and in many different colours.



Code	Description	Pc/Pack
<b>WSW</b>	Squared wall plate, white	10
<b>WSB</b>	Squared wall plate, black	10
<b>WSA</b>	Squared wall plate, aluminium	10
<b>WSG</b>	Squared wall plate, graphite	10
<b>WST</b>	Squared wall plate, neutral transparent	10
<b>WSS</b>	Squared wall plate, seawater	10

Code	Description	Pc/Pack
<b>WRW</b>	Rectangular wall plate, white	10
<b>WRB</b>	Rectangular wall plate, black	10
<b>WRA</b>	Rectangular wall plate, aluminium	10
<b>WRG</b>	Rectangular wall plate, graphite	10
<b>WRT</b>	Rectangular wall plate, neutral transparent	10
<b>WRS</b>	Rectangular wall plate, seawater	10




## NiceWay Mini cover.

### Go Nice!

Snugly in the pocket!  
Every NiceWay transmitter really becomes portable with the Go support: the maximum performance to manage up to 240 channels from anywhere and with the maximum compactness.

Made of shock-proof rubber, in different and exclusive colours, Go protects the module from the most severe of knocks.

Go can be hung anywhere and can also be used as a key-ring thanks to the tie that is included in the pack.



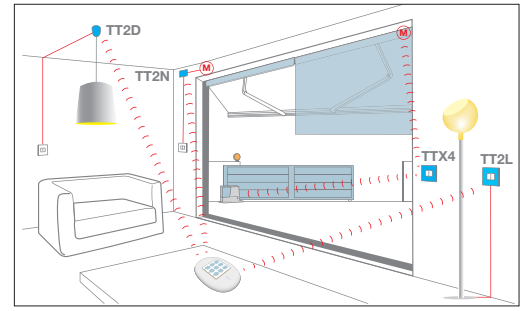
Code	Description	Pc/Pack
<b>WCF</b>	Mini cover, fern green	10
<b>WCG</b>	Mini cover, graphite	10
<b>WCI</b>	Mini cover, Ice Blue	10
<b>WCO</b>	Mini cover, orange	10

# Nice Tag system

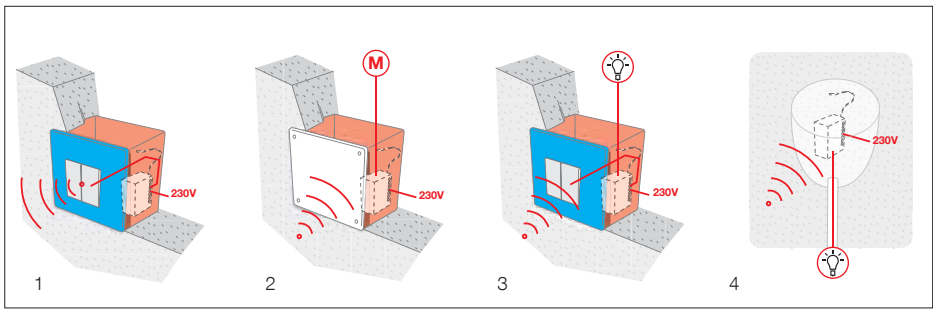
**Ideal for restorations and upgrades of existing systems.**

The Tag system, disappearing inside standard wall mounted plates and suitable to confined spaces, are ideal for restorations and upgrades of existing systems to control home automations, lighting points and all loads up to 500 W not directly accessible from cable controls.

All without the need to replace the existing system or involve building work!







- 1. TTX4: recessed transmitter with mains power supply. Ideal for the control of automations not directly accessible from cable controls.
- 2. TT2N: miniaturised control unit for control of a 230 Vac motor up to 500 W, with built-in radio receiver.
- 3. TT2L: miniaturised control unit for control of lighting systems, with built-in radio receiver.
- 4. TT2D: miniaturised control unit for control of lighting systems from multiple points, with built-in radio receiver and switch.




**TTX4, recessed transmitter with mains power supply.**  
 Ideal for the control of automations not directly accessible from cable controls.  
 4-channel transmitter, compatible with the Nice transmitters in the series NiceWay, Flor-s and VeryVR.  
 Mains power supply and with optional connection of up to 4 pushbuttons for control via cable of automations.

Code	Description	Pc/Pack
<b>TTX4</b>	Recessed transmitter, 4 channels, with mains power	1

**Technical specifications**

Carrier frequency	: 433.92 MHz ± 100 KHz
Estimated range	: 35 m indoors
Coding	: 52 bit digital (4,5 million billion combinations)
Power supply	: 120 or 230 Vac, 50/60 Hz; (limits 100 ÷ 255 V)
Protection rating (IP)	: 20
Working temp. (°C Min/Max)	: -20° ÷ +55°
Dimensions (mm)	: 18x33x40 h



**Mindy TT miniaturised control units**, totally compatible with the Nice transmitters in the series NiceWay, Flo, Very, Planotime, FloR and Smilo.

**Maximum flexibility:** can memorise up to 30 transmitters in Mode I and Mode II.

**Fast programming** thanks to the programming button. An indicator Led helps the user to follow the correct programming procedure, for example signalling when the set thresholds of the climatic sensor are exceeded.

**Possibility of connection** to climatic sensors Nemo and Volo S-Radio.

**IP20 protection level.**

**TT2N, control unit for 230 Vac motor up to 500 W, with built-in radio receiver.**

Possibility of connecting a pushbutton for cable control in mode STEP-BY-STEP - ALWAYS UP - ALWAYS DOWN.

Possibility of memorizing radio controls in Mode I: UP - STOP - DOWN - "HOLD-TO-RUN" DOWN  
Mode II: STEP-BY-STEP - UP STOP - DOWN STOP - STOP - "HOLD-TO-RUN" DOWN - "HOLD-TO-RUN" UP.

**TT2L, control unit for lighting systems, with built-in radio receiver.**

For the control of 230 Vac mains voltage loads with power up to 1000 W / 500 VA.

Simplified connections thanks to the switch connected directly to the power mains (not for TT2D).

Possibility of connecting a switch for cable control in ON/OFF mode.

Possibility of memorizing radio controls in Mode I: ON - OFF  
Mode II: ON/OFF - HOLD TO RUN - TIMER1 - TIMER2.

Connection to climatic sensor Volo S-Radio enables management of light activation and shutdown by means of the "Sun" sensor.

Programmable timer from a minimum of 0.5" to a maximum of approx. 9 hours; optimised programming procedure, maintaining set values also in the event of a power failure.

**TT2D, control unit for lighting systems from multiple points, with built-in radio receiver and switch.**

Same characteristics as TT2L.

Code	Description	Pc/Pack
<b>TT2N</b>	Control unit for 230 Vac motor with built-in radio receiver	1
<b>TT2L</b>	Control unit for management of 230 Vac lighting systems, with built-in radio receiver	1
<b>TT2D</b>	Control unit for management of 230 Vac lighting systems, with built-in radio receiver and switching module	1

## Technical specifications

Code	TT2N	TT2D	TT2L
Power supply (Vac/Hz)	120 o 230 Vac, 50/60 Hz, limits: 100÷255 Vac		
Frequency (MHz)	433.92		
For transmitters in the series	NiceWay, Flor-s, Flo, VeryVE, VeryVR, Smilo		
Maximum motor power	500VA for Vn = 230V, 600VA for Vn = 120V	1000W/500VA for Vn = 230V, 600W/600VA for Vn = 120V	
Protection rating (IP)	20		
Manoeuvre duration (sec)	4÷240 s (factory setting approx. 150 s)	1 s÷9 h (factory setting TIMER1=1 min, TIMER2=10 min)	
Working temp. (°C Min/Max)	-20 ÷ +55		
Dimensions (mm)	40x18x32		
Weight (gr)	20		



**Mindy TT1 miniaturised control units with pass-through installation, IP55 protection,**

With radio-controls 433.92 MHz receiver with over 4.5 million billion combinations.

Self-recognition of the transmitters of the NiceWay, Flo, Very, Planotime, FloR and Smilo series.

**TT1N for awnings and rolling-shutters.**

For motors max. 500 W.

Total flexibility of motor control with 2 transmitter memorisation modes

Mode I: UP - STOP - DOWN

Mode II: STEP-BY-STEP - ASCENT ONLY - DESCENT ONLY - STOP.

Memorizes up to 30 transmitters.

Internal terminal board for connection.

Manages the new climatic sensors Nemo and Volo S-Radio for synchronised controls.

The work time can be programmed from a minimum of 4" to a maximum of 4'.

**TT1L for lighting systems, irrigation pumps, etc...**

For controlling loads with a mains voltage of 230 Vac and power max 500 W.

Memorizes up to 30 transmitters.

Internal terminal board for connection.

Manages up to 2 timers for automatic switch off.

Maximum control versatility with 2 transmitter memorisation modes

Mode I: ON - OFF with separate buttons

Mode II: ON - OFF - MAN PRESENT - TIMER.

Timer can be programmed from a minimum of 0.5" to a maximum of approximately 9'.

Code	Description	Pc/Pack
<b>TT1N</b>	Control unit for pass through installations for one 230 Vac motor up to 500 W, with built-in radio-controlled receiver. 2 programming modes and programmable working time	1
<b>TT1L</b>	Control unit for pass through installations for lighting/irrigation systems, 230 Vac max. 500 W, with built-in radio receiver. 2 programming modes and 2 timers for automatic switch off	1

**Technical specifications**

Code	TT1N	TT1L
Power supply (Vac/Hz)	230/50	
Frequency (MHz)	433.92	
For transmitters in the series	NiceWay, Flor-s, Flo, VeryVE, VeryVR, Smilo	
Maximum motor power	500 W / 400 VA	
Protection rating (IP)	55	
Manoeuvre duration (sec)	prog. 4-250	TIMER1 TIMER2 from 0.5" a 540'
Working temp. (°C Min/Max)	-20 ÷ +55	
Dimensions (mm)	98x26x20	
Weight (gr)	45	



## Radio-controls with 4.5 million billion combinations.

433.92 MHz rolling code system with self-learning function and sequential code for multiple insertion (Flor-sc).

**Ideal solution for the management of multi-use systems** with a unique and personal code: the self-learning receivers are able to receive and store up to 1020 codes.

Using the BUPC palm-top device, the **Flor-sc model** makes it possible to memorise entire packs in one operation, without even having to open them.

Rolling code transmission: **absolutely secure** because it's impossible to clone the transmitter.

**Self-learning function:** the codes can be entered at a distance with an authorised transmitter or with a programming button on the receiver while a Led displays the different functions.

**A drop in consumption** but greater independence. Low battery warning via Leds.

### The Flor-s system includes:

**Transmitters** with 1, 2, 4 channels.

Universal **receivers** with 1 or 2 channels, universal modular, plug-in or for universal outdoors IP53, with step-by-step, timer and anti-burglar functions.

The **aerial** can be incorporated in the Lucy flashing light or in the outdoor IP53 receiver, or fixed with a bracket.

Code	Description	Pc/Pack
<b>FLO1R-S</b>	1 channel	10
<b>FLO2R-S</b>	2 channels	10
<b>FLO4R-S</b>	4 channels	10
<b>FLO1R-SC</b>	1 channel with sequential code for multiple insertion	10
<b>FLO2R-SC</b>	2 channels with sequential code for multiple insertion	10
<b>FLO4R-SC</b>	4 channels with sequential code for multiple insertion	10

### Technical specifications

Carrier frequency	: 433.92 MHz ±100 KHz
Estimated range	: 150 - 200 m with a tuned aerial in a free area
Coding	: digital 52 bit (4.5 million billion combinations)
Power supply	: 12 Vdc + 20% - 40% with 23 A battery
Average absorption (mA)	: 25
Dimensions (mm)	: 72x40x15 h



**Bimodal radio control unit with incorporated transponder, 4.5 million billion combinations.**

433.92 MHz rolling-code system with recognition and sequential code for multiple insertion.

**The Flor-m transmitters transponders** offer new options for controlling entries, by uniting several commands in a single product. Available in the 2 and 4 channel versions, the features of these models are identical to those of the Flor-sc transmitters and **programmable and reprogrammable Mocardp: a Nice exclusive.**

**The BUPC software** makes it possible to memorise entire 100 piece packs in one operation, without even having to open them!

**Flor-m can be connected to MOU palm-top** for an easy management of the on-site codes or via PC; **Flor-m is recognised by both FloR receivers and MyMoon transponder readers.**

Code	Description	Pc/Pack
<b>FLO2R-M</b>	2 channels sequential code for multiple insertion and incorporated transponder technology	10
<b>FLO4R-M</b>	4 channels sequential code for multiple insertion and incorporated transponder technology	10

**Technical specifications**

Carrier frequency	: 433.92 MHz ±100 KHz
Estimated range	: 150 - 200 m with a tuned aerial in a free area
Anti-crushing distance (cm)	: 3 ÷ 5
Coding	: 52 bit digital (4.5 million billion combinations)
Power supply	: 12 Vdc + 20% - 40% with 23 A battery
Average absorption (mA)	: 25
Dimensions (mm)	: 72x40x15 h



**Miniaturised radio control**  
**4.5 million billion combinations,**  
 433.92 MHz rolling code system  
 with self-learning function.

**A single key for controlling the automation.**  
 Easy replacement of lithium batteries.

**Advanced and refined design,**  
 created to be the ideal transmitter  
 for your car or handbag (a handy support  
 for fixing Very inside your car is also supplied).

**Small and slender:** can be kept in your  
 handbag or used as an elegant key ring.

**Lithium battery:** 3 year battery life.

**The system can be interfaced**  
**with the BUPC palm-top** device  
 for an easy management of the on-site  
 codes or via PC.

Code	Description	Pc/Pack
VR	2 channels	10

**Technical specifications**

Carrier frequency	: 433.92 MHz ±100 KHz
Estimated range	: 150 - 200 m with tuned aerial in free space
Coding	: 52 digital bits (4.5 million billion combinations)
Power supply	: 6 Vdc with 2 lithium battery CR2016
Average absorption (mA)	: 10
Dimensions (mm)	: 65x30x10 h



**Radio-controlled week programmable timer to manage up to 6 automation units for 100 events / week.**

**Ultra-thin and easy to install,** thanks to the fully recessed wall support. Ergonomic design user-friendly feature large energy-saving LCD display showing date, time, groups, movement, status and functions.

**Frequencies 433.92 MHz, 52 bit Rolling Code generates over 4.5 million of billion combinations; self-learning function.**

Designed to dialogue with the **FloR** systems, it enables users to manage other kinds of automatisms (on condition that they are controlled by receivers from the FloR series) such as gates, garages and so on.

**Estimated range: 200 m outdoors, 25 m indoors.**

**Exclusive functions:**

- **“random”**, enables the user to set casual opening and closing times within a preset period of time, in order to pretend someone is at home when s/he is actually away on holiday;
  - **“nicetime”** enables the user to interrupt the automatic cycle to clean the window;
  - **sun On/Off** this enables to activate or deactivate the sun and rain sensor linked if installed;
  - **easy program:** it makes programming the opening and closing manoeuvres child's play.
- Once automatic operation has been set, Planotime will record all the manoeuvres made during the week, and repeat them during the following weeks.

Code	Description	Pc/Pack
<b>PLANOTIME</b>	Wall-mounted radio-control timer with LCD graphic display. Can manage up to 6 automation units and 100 events / week. Designed to dialogue with the FloR series receivers	1

**Technical specifications**

Power supply (battery life)	: 3 V with 1 lithium battery CR2450 (2 years with 10 events/day)
Frequency	: 433.92 MHz ± 100 KHz
Radiated power	: estimated at approx. 1 mW
Estimated range	: 25 m in interiors, 200 m in free space
Coding	: 52 Bit 4.5 million billion combinations
Clock resolution	: 1 minute
Clock precision	: ± 150 second/year
No. events/week	: 100
Operating temp. (°C Min. Max.)	: -20 ÷ +55
Dimensions (mm)	: 80x80x12 h
Weight (g)	: 75

**Universal receivers** with 1 or 2 channels, **universal modular**, Nice or SM (SMXI) **plug-in** connector **or for universal outdoors IP53**, with step-by-step, timer and anti-burglar functions.

**The FloR and VeryVR systems can be interfaced with the BUPC and SMU palm-top devices** for an easy programming and management of the codes.

**Management of multi-user system** through the unique, personal code: the recognition receivers can receive and memorise up to 63 codes with BM250, 255 with BM1000 and 1020 when the modular receiver is equipped with 4 memory cards.

**Memorisation:** a particular receiver output can be associated to each transmitter key (e.g. key 3 TX= output 1 RX).

**The aerial** can be incorporated in the Lucy flashing light or in the universal outdoor IP53 receiver, or fixed with a bracket.



## Receivers

### Universal

Code	Description	Pc/Pack
<b>FLOX1R</b>	1 channel with BM250 memory	1
<b>FLOX2R</b>	2 channels with BM250 memory	1

### Universal IP53 for outdoors

Code	Description	Pc/Pack
<b>FLOXB2R</b>	2 channels with BM250 memory for ABKIT	1

### With Nice plug-in

Code	Description	Pc/Pack
<b>FLOXIR</b>	1 channel with BM250 memory	1
<b>FLOXI2R</b>	2 channels with BM250 memory	1

### With SM plug-in

Code	Description	Pc/Pack
<b>SMXI</b>	Up to 4 channels with 256-codes memory	1

### Universal SM pre-wired

Code	Description	Pc/Pack
<b>SMX2R</b>	2 channels with 256-codes memory, pre-wired	1

### Universal modular

Code	Description	Pc/Pack
<b>FLOXMR</b>	4 channels with an MXD channel module and BM1000 memory, 24 V	1
<b>FLOXM220R</b>	4 channels with an MXD channel module and BM1000 memory, 230 Vac	1

## Technical specifications

	Carrier frequency (MHz)	Reception frequency (Ohm)	Sensitivity	Power supply	Absor. when quiescent	Decoding	Number of channels	Relay contact	Dimensions (mm)
<b>FLOX1R</b>	433.92 SAW controlled	52	> 0.5 $\mu$ V for a good signal	from 12 to 28 Vac - dc	15 mA	52 digital bits (4.5 million billion comb.)	1	normally open max. 0.5 A 50 Vac	98x41x25 h
<b>FLOX2R</b>							2		105x68x32 h
<b>FLOXB2R</b>							1		67x34x18 h
<b>FLOXIR</b>							2	118x54x148 h	
<b>FLOXI2R</b>							up to 4		
<b>FLOXMR</b>							433.92 quartz controlled	52	> 0.5 $\mu$ V for a good signal
<b>FLOXM220R</b>	5 Vdc	-	2	86x57x22 h					
<b>SMXI</b>	from 12 to 28 Vac - dc	10 mA	2						
<b>SMX2R</b>									



Accessories		
<b>Memory card</b>		
Code	Description	Pc/Pack
<b>BM250</b>	63 codes memory for FloR and VeryVR receivers	5
<b>BM1000</b>	255 codes memory for FloR and VeryVR receivers	5
<b>Channel units</b> for the modular receivers in all series		
Code	Description	Pc/Pack
<b>MXD</b>	Impulsive	4
<b>MXP</b>	Step-by-step	2
<b>MXT</b>	Adjustable timer from 3 seconds to 5 minutes	2
<b>Professional, tuned directional aerial</b>		
Code	Description	Pc/Pack
<b>ABF</b>	Bracket mounted	1
<b>ABFKIT</b>	Can be incorporated in the FLOXB2R receivers and in Lucy flashing light	1
<b>Batteries</b>		
Code	Description	Pc/Pack
<b>B3V</b>	3 V lithium battery for VR transmitter	20
<b>B12V-A</b>	12 V alkaline battery for FLO1R-S/SC, FLO2R-S/SC/M and FLO4R-S/SC/M	50
<b>B3VB</b>	3 V lithium battery for Planotime	25
<b>Programming unit</b>		
Code	Description	Pc/Pack
<b>BUPC</b>	Programming and code control unit for the FloR, VeryVR, Bio series complete with PC connecting cable, communication software, connectors for cloning transmitters and advanced code management functions	1
<b>MOU</b>	Programming and code control unit for MORX decoder; complete with PC connecting cable, communication software and advanced code management functions	1

## Technical specifications

	Reception frequency (MHz)	Impedance (Ohm)	Bracket	Cablec
<b>ABF</b>	433.92	50	stainless steel	RG 58
<b>ABFKIT</b>			-	-
	Power supply	Communication	Consumption (mA)	Dimensions (mm)
<b>BUPC</b>	9 V internal battery inside 12 Vdc external source	interface RS232 standard, 9600Bps N,8 1	10	210x100x25 h
<b>MOU</b>				



**433.92 MHz rolling code radio-controlled system with self-learning function.**

18 billion billion combinations. Universal pre-wired receivers for easy and rapid installation.

Maximum safety, ease of use and installation.

- The system includes:**
- transmitters** 2 or 4 channels (SM2, SM4);
- universal pre-wired receiver** with 2 channels (SMX2) or with plug-in (SMXIS);
- variable rolling code transmission code:** absolutely secure because it's absolutely impossible to clone the transmitter!
- Self-learning function;**
- the codes can be entered at a distance with an authorised transmitter** or with a programming button on the receiver while a Led displays the different functions;
- Memorisation:** a particular receiver output can be associated to each transmitter key (e.g. key 3 TX= output 1 RX).

Code	Description	Pc/Pack
<b>SM2</b>	2 channels	2
<b>SM4</b>	4 channels	2

**Technical specifications**

Carrier frequency	: 433.92 MHz ±100 KHz
Estimated range	: 150 - 200 m with aerial tuned in free space
Coding	: 64 digital bits (18 billion billion combinations)
Power supply	: 12 Vdc + 20% - 40% with battery 23 A
Average absorption (mA)	: 25
Dimensions (mm)	: Ø 48x14 h



### Receivers

#### Universal pre-wired

Code	Description	Pc/Pack
<b>SMX2</b>	Pre-wired 2 channels with 256 codes memory	1

#### With SM plug-in

<b>SMXIS</b>	Up to 4 channels with 256 codes memory	1
--------------	--	---



### Accessories

#### Professional, tuned directional aerial

Code	Description	Pc/Pack
<b>ABF</b>	Bracket mounted	1
<b>ABFKIT</b>	Can be incorporated in Lucy flashing light	1



#### Batteries

Code	Description	Pc/Pack
<b>B12V-A</b>	12 V alkaline battery for SM2, SM4 transmitters	50



### Technical specifications

	Carrier frequency (MHz)	Reception frequency (Ohm)	Sensitivity	Power supply	Absor. when quiescent (mA)	Decoding	Number of channels	Relay contact	Dimensions (mm)
<b>SMX2</b>	433.92 quartz controlled	52	> 0.5 $\mu$ V for a good signal	from 12 to 28 Vac - dc	10	64 digital bits (18 billion billion comb.)	2	normally open max. 0.5 A-50 Vac	86x57x22 h
<b>SMXIS</b>				5 Vdc			up to 4	-	50x18x46 h

	Reception frequency (MHz)	Impedance (Ohm)	Bracket	Cable
<b>ABF</b>	433.92	50	stainless steel	RG 58
<b>ABFKIT</b>			-	-



**Flo, 433.92 MHz radio-controlled system with programmable code 1024 dip switch combinations.**

**Flo differs from FloR as it is produced in the classical Nice blue.**

**The system includes:**

**Transmitters** with 1, 2, 4 channels (FLO1, FLO2, FLO4);

Universal **receivers** with 1 or 2 channels, universal modular, Nice plug-in connector or for universal outdoors IP53;

**The aerial can be incorporated** in the Lucy flashing light or in the universal outdoor IP53 receiver, or fixed with a bracket.

**VeryVE, 433.92 MHz radio-controlled system with programmable code, 2 channels, 1024 combinations.**

**2 channel version**, designed to dialogue with the Flo series, and consequently the CVU programming system.

VeryVE differs from the VR series as it is produced in the classical Nice blue. Dip-switch programmable by radio control buttons.

**Smart, fully-developed design**, created specially to be the ideal transmitter for your car or handbag.

A **handy support** for fixing Very inside your car is also supplied.

**Small, slender:** can be kept in your handbag or used as an elegant key ring.

**The lithium battery is easy to replace:** 3 year battery life.

Code	Description	Pc/Pack
<b>FLO1</b>	1 channel	10
<b>FLO2</b>	2 channels	10
<b>FLO4</b>	4 channels	10
<b>VE</b>	2 channels	10

Technical specifications	Flo	VeryVE
Carrier frequency	: 433.92 MHz ±100 KHz	: 433.92 MHz ±100 KHz
Estimated range	: 100 - 150 m with aerial tuned in free space	: 100 - 150 m with aerial tuned in free space
Coding	: digital (1.024 combinations)	: digital (1.024 combinations)
Power supply	: 12 Vdc + 20% - 40% with 23 A battery	: 6 Vdc with lithium battery
Average absorption (mA)	: 15	: 10
Dimensions (mm)	: 72x40x15 h	: 65x30x10 h

**Universal receivers** with 1 or 2 channels, **universal modular**, **Nice plug-in** connector or **universal for outdoors IP53**.

**The aerial** can be incorporated in the Lucy flashing light or in the universal outdoor IP53 receiver, or fixed with a bracket.



### Receivers

#### Universal

Code	Description	Pc/Pack
<b>FLOX1</b>	1 channel	1
<b>FLOX2</b>	2 channels	1

#### Universal IP53 for outdoors

Code	Description	Pc/Pack
<b>FLOXB2</b>	2 channels for ABFKIT	1

#### With Nice plug-in

Code	Description	Pc/Pack
<b>FLOXI</b>	1 channel	1
<b>FLOXI2</b>	2 channels	1

#### Universal modular

Code	Description	Pc/Pack
<b>FLOXM</b>	4 channels with an MXD channel module, 24 V	1
<b>FLOXM220</b>	4 channels with an MXD channel module, 230 Vac	1

### Accessories

#### Channel units for the modular receivers in all series

Code	Description	Pc/Pack
<b>MXD</b>	Impulsive	4
<b>MXP</b>	Step-by-Step	2
<b>MXT</b>	Adjustable timer from 3 seconds to 5 minutes	2

#### Professional, tuned directional aerial

Code	Description	Pc/Pack
<b>ABF</b>	Bracket mounted	1
<b>ABFKIT</b>	Can be incorporated in the FLOXB2 receivers and in Lucy flashing light	1

#### Batteries

Code	Description	Pc/Pack
<b>B3V</b>	3 V lithium battery for VeryVE transmitter	20
<b>B12V-A</b>	12 V alkaline battery for FLO1, FLO2 and FLO4	50

### Technical specifications

	Carrier frequency (MHz)	Reception frequency (Ohm)	Sensitivity	Power supply	Absor. when quiescent	Decoding	Number of channels	Relay contact	Dimensions (mm)
<b>FLOX1</b>	433.92 MHz SAW controlled	52	> 0.5 $\mu$ V for a good signal	from 12 to 28 Vac-dc	15 mA	Digital (1.024 comb.)	1	normally open max. 0.5 A-50 Vac	98x41x25 h
<b>FLOX2</b>							2		105x68x32 h
<b>FLOXB2</b>							1		67x34x18 h
<b>FLOXI</b>							2		
<b>FLOXI2</b>									
<b>FLOXM</b>				up to 4	118x54x148 h				
<b>FLOXM220</b>	230 Vac $\pm$ 10%	2 VA							

	Carrier frequency (MHz)	Impedance (Ohm)	Bracket	Cable
<b>ABF</b>	433.92	50	stainless steel	RG 58
<b>ABFKIT</b>			-	-

## Accessories

- 4|11 The Nice World
- 12|65 Systems for swing gates
- 66|85 Systems for sliding gates
- 86|109 Barrier gate operator systems
- 110|137 Systems for garage and industrial doors
- 138|179 Control systems
- 180|205 Accessories**
- 206|225 Control units
- 226|229 Product code alphabetical index



**Solar power system** 186|187 Solemyo

---

**Photocells and safety devices** 188|189 Even safer automation  
190|191 FT210  
192|193 F210

---

**System of photocells, key-operated and digital selector switches, transponder readers and controlling entries** 194 MoonBus  
195 Moon  
196 MoonTouchBus  
197 MoonTouch  
198 MyMoonBus  
199 MyMoon  
200 MoonKey  
201 Moon Accessories

---

**Flashing light** 202 MoonLight  
203 Wallyght

---

**Selector** 204 Kio

---


**Programming unit** 152|153 O-Box  
205 BUPC, MOU

# Nice Selection guide

Follow the arrow and choose the right product


## Photocells and safety devices

**Synchronised photocells adjustable**  
**F210**  
pages 190/191



**F210**  
**F210B**

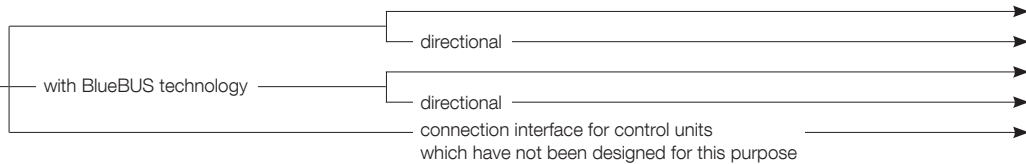
**Optical safety devices**  
with wireless transmitter  
to secure on moveable leaf  
**FT210**  
pages 192/193



**FT210**  
**FT210B**

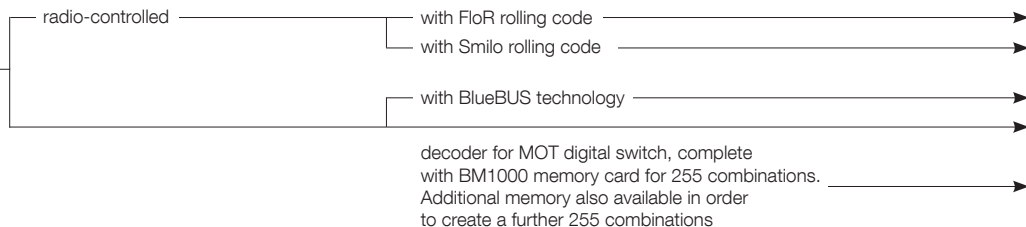
## Coordinated system of photocells, key-operated and digital selector switches, transponder readers and controlling entries

**Synchronised photocells for outdoors**  
pages 194/195



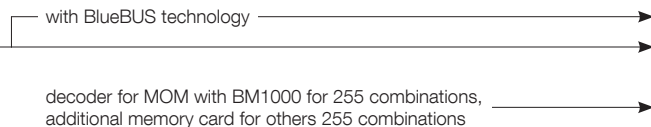
**MOF**  
**MOFO**  
**MOFB**  
**MOFOB**  
**IB**

**Digital switches**  
12 buttons for outdoor  
installation  
pages 196/197



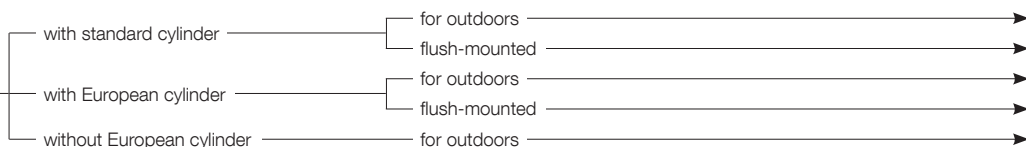
**MOTXR**  
**MOTXS**  
**MOTB**  
**MOT**  
**MORX**

**Proximity sensor reader for transponder card**  
pages 198/199



**MOMB**  
**MOM**  
**MORX**

**Key switches**  
page 200



**MOSE**  
**MOSI**  
**MOSEU**  
**MOSIU**  
**MOSU**



F210

FT210



Moon & MoonBus



MoonTouch  
& MoonTouchBus



MyMoon  
& MyMoonBus



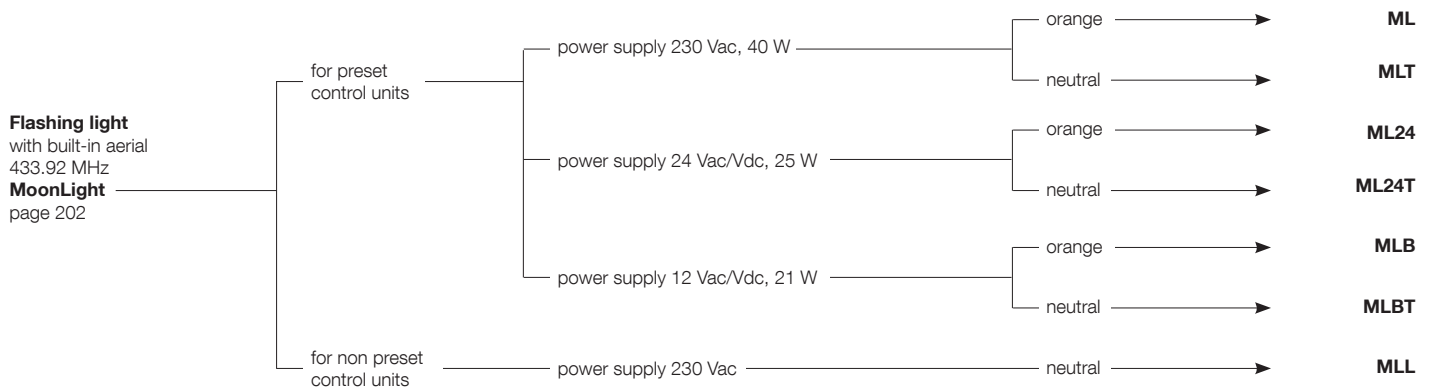
MoonKey



# Nice Selection guide

Follow the arrow and choose the right product

## Flashing light



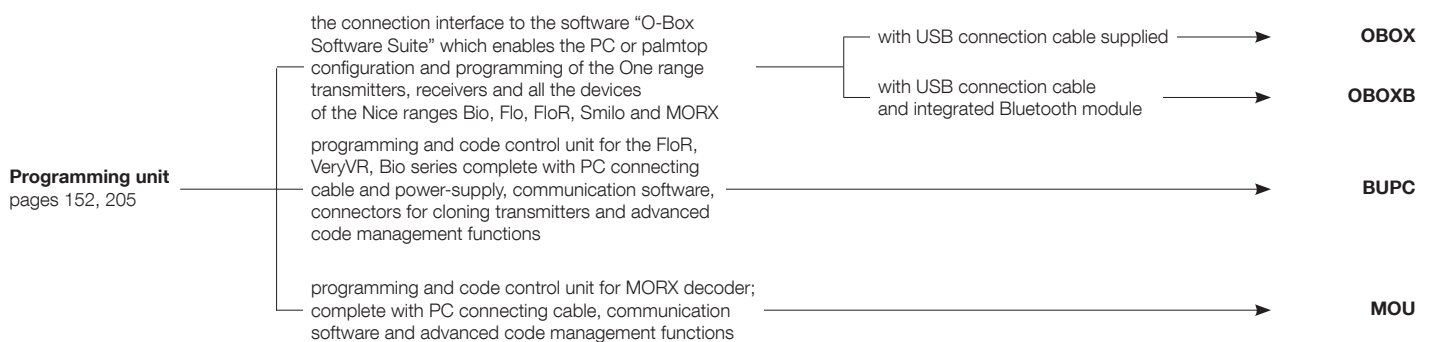
## Multi-function Led indicator



## Key-operated selector switch



## Programming unit



MoonLight



Wallyght



Kio



O-Box



BUPC

MOU



SYKCE



**The kit contains:**

**SYP** Photovoltaic solar panel for 24 V power supply.  
**PSY24** 24 V battery box with control circuit and carry handle.

**Solemyo is the solar power system for automation systems used on gates, garage doors and road barriers also when located far from the electrical mains.**

Simple and rapid installation with guaranteed savings and reliable operation.

**Installable anywhere** without the need for connections or excavations, even in the most remote locations or those difficult to access with the power mains.

**Increased savings and respect for the environment** thanks to solar energy, free and clean: an ecological and intelligent choice with short term benefits.

**Low consumption with no risk of blackouts:** extended duration of energy reserve, combined with low consumption of automations, guarantee operation also in prolonged overcast conditions.

**Low consumption with operating autonomy!** Perfect operation ensured even at night time or in prolonged overcast conditions, guaranteeing comfort and safety.

Solemyo is available in kit form or sold as single products.

**The kit contains the SYP photovoltaic panel** that converts sunlight into electricity and the **PSY24 battery box**, storing the electrical energy produced by the SYP panel, with continuous and permanent supply throughout the day.

**The SYA1 auxiliary power supply unit** enables rapid battery charging via a 230 Vac power mains, as an alternative to the photovoltaic module. Battery charge status Led indicators.

The purchase of single product codes in the Solemyo system is particularly useful when installing two or more solar panels, thus increasing the capacity for system recharging, or using multiple battery packs in combination with the SYA1 power supply unit.

Code	Description	Pack/pallet
<b>SYKCE</b>	Solar power kit comprising SYP photovoltaic panel and PSY24 battery box with charging control circuit	21
<b>SYP</b>	Photovoltaic panel for 24 V supply with maximum power 15 W	
<b>NEW SYP30</b>	Photovoltaic panel for 24 V supply with maximum power 30 W	
<b>PSY24</b>	24 V battery box with control circuit and carry handle	

**N.B.** The content of the package may vary: consult the retailer.

**Technical specifications**

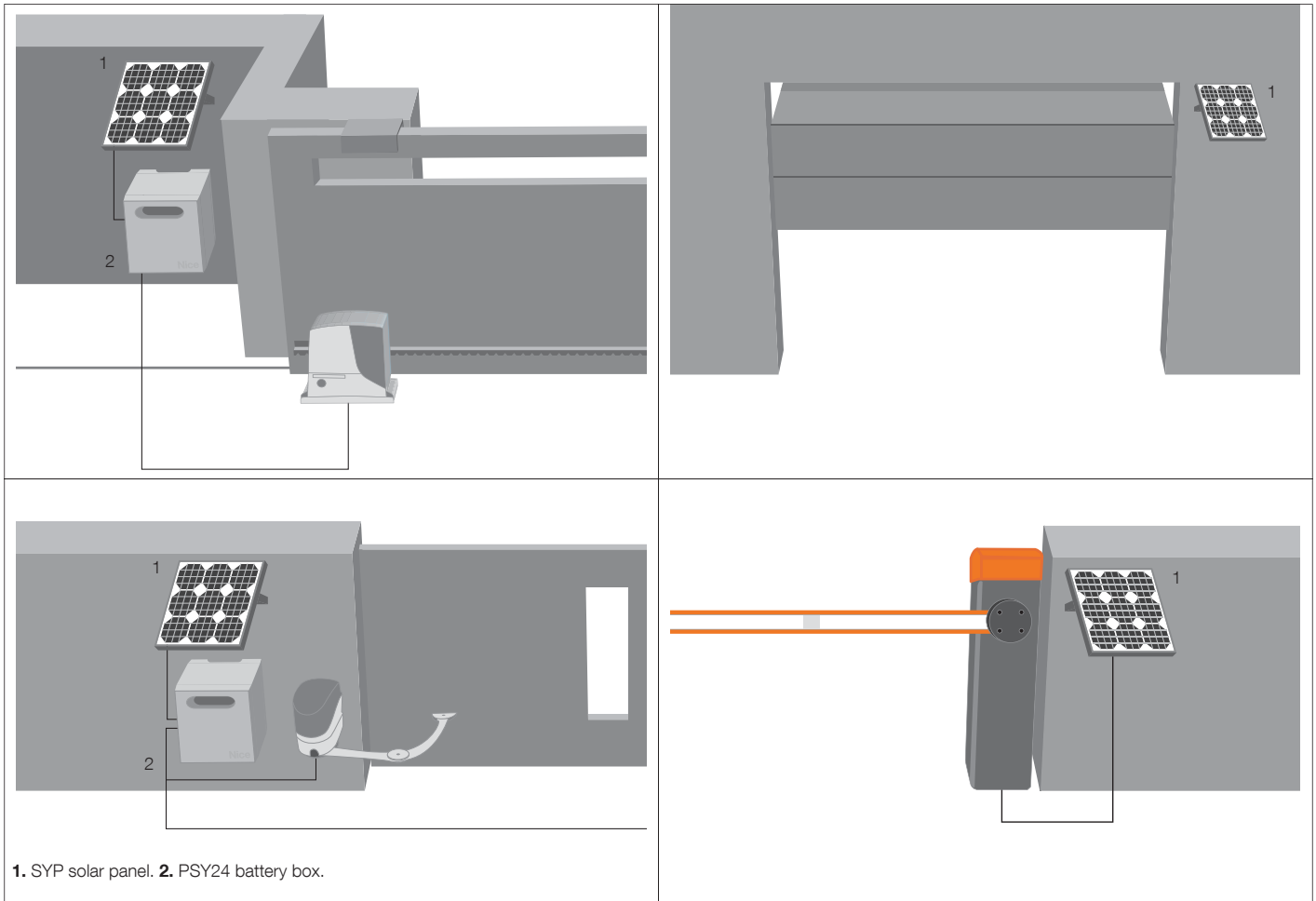
Code	PSY24	SYP30	SYP	SYA1
Power supply (Vac 50/60 Hz)		-		110 ÷ 240
Rated voltage (V)		24		-
Maximum current (A)	10		-	
Peak power (Wp)	-	30	15	-
Maximum power (W)		-		60
Rated battery capacity (Ah)	20		-	
Protection level (IP)	44		-	
Working temp. (°C Min/Max)	-20 ÷ +50*		-40 ÷ +85	0 ÷ +40
Complete recharging time (hours)	~ 15**		-	
Dimensions (mm)	235x170x258 h	450x25x550 h	390x28x415 h	132x58x30 h
Weight (kg)	14	3.5	1.9	0.345

\* 0 ÷ 40 if recharged from the power mains with SYA1 power supply unit.  
 \*\* Using the power supply unit via the mains.

**Flexible:** Solemyo adapts perfectly to all types of installation.




Nice recommends customers order products in pallets in order to facilitate storage and delivery, and ensure packs are uniform. The number of packs per single pallet has been specified for this reason. Approximate draft.



### Accessories



**SYA1**  
 Power supply unit  
 for charging the battery  
 PSY24 from the supply  
 mains.  
 Pc/pack 1



**The SYP30 photovoltaic panel,**  
 available individually, is ideal for  
 all situations with low exposure  
 to the sun.

# Nice Even safer automation

## 8.2 KOhm resistive sensitive edges, maximum safety and control of the automation.

**Safer:** if there are any faults in the system like, for example, the product itself has broken down, the edges will communicate this to the control unit. The TCE interface board enables users to connect sensitive edges (with 8.2 KOhm resistance) to those control units which are not equipped with a special input.

**The length can be personalised:** the components supplied in the kits enable installers to build sensitive edges of the correct dimension.

**Practical:** they adapt to any kind of situation and can be installed quickly.

**Reliable:** the new Class3 technology means that the control unit, the sensitive edges are connected to, can understand if the device is functioning correctly, or if it is out of use.

### 8.2 KOhm analogical-type input.



### Resistive sensitive edges and accessories

Code	Description	Pack
<b>TCB65</b>	Sensitive edge in 10 m rolls	1
<b>TCK</b>	Kit putting together 8 sensitive edges complete with:	
	- Terminal caps (TCT65)	16
	- Connectors, complete with cable L=250 cm (TCS250)	8
	- Connectors 8.2 KOhm (TCER)	8
	- Tin of glue (TCC)	1
	- Tin of primer (TCP)	1
<b>TCF</b>	Scissors for cutting safety sensitive edges	1
<b>TCA65</b>	Aluminium profile L=200 cm	5
<b>TCE</b>	Control interface for sensitive edge	1

### Electrical connection devices for safety sensitive edges on moveable leaves

Code	Description	Pack
<b>DBM5</b>	Complete kit for gates up to 5 m	1
<b>DBM7,5</b>	Complete kit for gates up to 7.5 m	1
<b>DBM10</b>	Complete kit for gates up to 10 m	1

### Instruments and software for force impact measurement

Code	Description
<b>NSFB</b>	BlueForce instrument for measuring the impact force compliant with EN12445, with Bluetooth/USB interface and Software included, complete with carry case
<b>NSFS</b>	SpeedForce instrument for measuring the impact force compliant with EN12445, with USB interface and software included complete with carry case
<b>NSEL</b>	Straight extension for measurements from 30 to 50 cm, applicable on NSFB and NSFS
<b>NSEA</b>	Angular extension for measurements from 1.25 to 2.50 m, applicable on NSEL
<b>NSSWPDA</b>	BlueForce PDA software for Pocket-PC, for NSFB



**Mechanical sensitive edges, more safety and easy installation.**

**CMA** is the pre-assembled, high mechanical edge consisting in aluminium profiles of 1.5 - 1.7 - 2 - 2.5 m in length; ideal for assembly on sliding or swing gates.

**CMBK** is the kit for installing a low mechanical edge: for edges max. 4 m (CMBK4) and for edges max. 6 m (CMBK6), ideal for garage doors in general, up-and-over and sectional doors.

**CB** is a protective rubber pad. Fitted to the CMBK4/CMBK6 kit, it forms the low mechanical edge.



**Mechanical sensitive edges**

Code	Description	Pack
	High mechanical edge with aluminium profiles in sections measuring 1.5 - 1.7 - 2 - 2.5 m in mm 36x75 h:	
<b>CMA 1,5MT</b>	Length 1.5 m	1
<b>CMA 1,7MT</b>	Length 1.7 m	1
<b>CMA 2MT</b>	Length 2 m	1
<b>CMA 2,5MT</b>	Length 2.5 m	1
<b>CB</b>	Protective rubber pad for low rolled mechanical edge and aluminium profiles in sections measuring 2 m; dimensions in mm 23x44 h	40
<b>CMBK4</b>	Kit for installing a low mechanical edge, with aluminium profiles measuring 4 m (to use together with CB)	1
<b>CMBK6</b>	Kit for installing a low mechanical edge, with aluminium profiles measuring 6 m (to use together with CB)	1

**Passive sensitive edges**

Code	Description	Pack
<b>TCBS60</b>	Passive sensitive edge in 10 m rolls	1

**Nice** Inductive magnetic detector loop

**Magnetic sensor for the detection of metal objects**

**Simple and safe:** operation and parameters are easily controlled, checked and programmable via the LCD display.

**Quick and versatile:** unlimited functions and simple, intuitive programming.

**Integrated measurement system**  
Automatic indication of loop inductance.



Code	Description	Pack
<b>LP1</b>	Single-channel metal mass detector 24 V power supply	1
<b>LP2</b>	Two-channel metal mass detector 24 V power supply	1



Versions with classic relay or with Nice BlueBUS technology

**Optical device, with wireless transmitter to secure on moveable leaf, horizontally adjustable through 210° and 30° vertically, for an automation according to Standards.**

**Consideration towards personal safety and product quality.**

The safety level of the main edge, required by the EN12453 standard, can be achieved for any "type of use" and any "type of activation" by integrating a FT210/FT210B device to an 8.2 KOhm TCB65 type resistive sensitive edge.

The FT210/FT210B device, integrated with a "resistive" sensitive edge (8.2 KOhm), is safe against individual faults (category 3 according to the EN 954-1 standard) or can be used with automated systems with self-diagnosis at the start of every manoeuvre (category 2 according to the EN 954-1 standard).

**Additional models**

Versions with relay output (FT210), with Nice BlueBUS technology (FT210B), available with 2 Ah (FTA2) and 7Ah (FTA1) battery Kit, for intensive use.

**Cutting-edge technology**

The anti-collision circuit avoids interference with other out-of-sink receivers.

The FT210/FT210B optical devices are equipped with a special sensor capable of recognizing when the gate is motionless, which remains in a low consumption mode and activates only when the gate is in motion. Range adjustable on 2 levels; alignment with proportional Led for easy and safe installation.

**Suitable for any architectural environment and easy to install**

Reduced dimensions: 46x128x45; electrical connections can also be made from the lower section of the box.

**Resilient and safe**

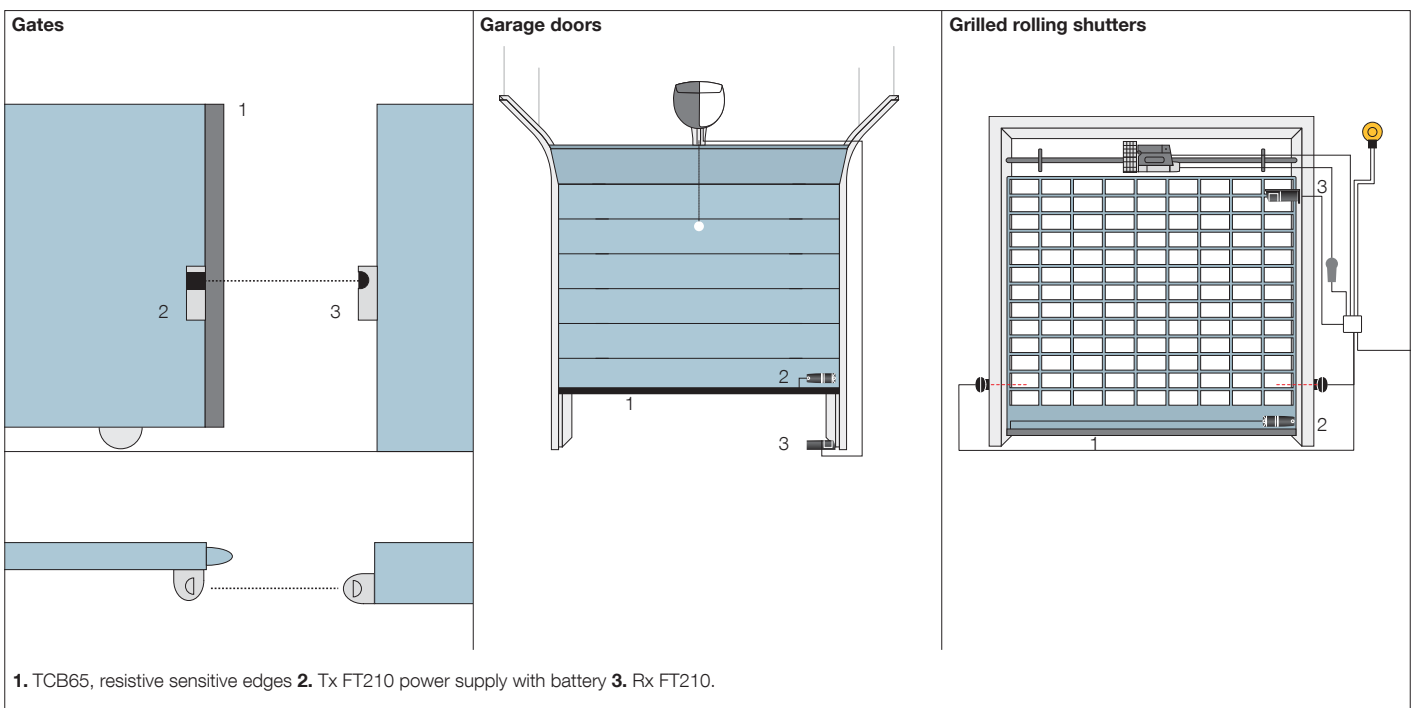
Polycarbonate casing;  
FA1 vandal-proof metal shell (optional);  
low transmitter battery indicator.

Code	Description	Pc/Pack
<b>FT210</b>	Pair of optical devices for sensitive edges fastened on moving door, can be swivelled through 210° with relay output. Battery kit (FTA1/FTA2) compulsory	1
<b>FT210B</b>	Pair of optical devices for sensitive edges fastened on moving door, can be swivelled through 210° with BlueBUS technology. Battery kit (FTA1/FTA2) compulsory	1

**Technical specifications**


	Estimated range (m)	Power supply	Absorption	Protection rating (IP)	Working temp. (°C Min/Max)	Range relè	Dimensions (mm)	Weight (g)
<b>FT210</b>	10 (residential), 15 (industrial)	RX: 12-24 Vac/Vdc limits: 18-35 Vdc, 10-28 Vac TX: 3.6 V lithium battery	RX: 120 mA - 12 V, 70 mA - 24 V TX : 20 uA gate not moving, 450 uA gate operating	44	-20 ÷ +55	max 500 mA and 48 V	46x45x128 h	300
<b>FT210B</b>		RX: the device can only be connected to "BlueBUS" networks	1 BlueBUS unit TX : 20 uA gate not moving, 450 uA gate operating			-		280





**Accessories**

Code	Description	Pc/Pack
<b>FA1</b>	Vandal-proof metal shell	2
<b>FA2</b>	Bracket for fixing to MOCF and MOCF2 columns	5
<b>FTA1</b>	7 Ah battery kit for FT210/FT210B transmitters, for intensive use	1
<b>FTA2</b>	2 Ah battery kit for FT210/FT210B transmitters	1
<b>MOCF2</b>	Aluminium post for 2 photocells, 1000 mm high	2
<b>MOCF</b>	Aluminium post for 1 photocell, 500 mm high	2



**Synchronised photocells horizontally adjustable through 210° and 30° vertically. Simply perfect installations.**

**The 210° solution**

The beam of the Nice F210 and F210B photocells has a horizontal scope of 210°, thereby increasing the safety level of the system and simplifying installation: the gate or garage door to be automated quite often slide flush with the wall making it very difficult to position the photocell.

**Numerous models and countless advantages**

The new photocells are available with relay output (F210) or with the Nice BlueBUS technology (F210B).

With the BlueBUS technology, all devices can be easily connected to the control unit with just two wires.

Sensors with the BlueBUS technology can be connected to incompatible control units by means of an IB interface.

The devices that are connected to the BlueBUS network are automatically acquired by the system.

**Suitable for any architectural environment and easy to install**

Reduced dimensions: 46x128x45 mm; electrical connections can also be made from the lower section of the box.

**Resilient and safe**

Polycarbonate casing; FA1 vandal-proof metal shell (optional).

**Cutting-edge technology**

The problem of interference between the sensors and the automatic synchronisation between several pairs of photocells is solved by the anti-blinding circuit; high range adjustable on 2 levels; synchronising circuit; alignment with proportional Led for easy and safe installation.

Code	Description	Pc/Pack
<b>F210</b>	Pair of synchronised photocells adjustable through 210°, with relay output	1
<b>F210B</b>	Pair of synchronised photocells adjustable through 210°, with the Nice BlueBUS technology	1

**Technical specifications**

	Estimated range (m)	Power supply	Absorption	Protection rating (IP)	Working temp. (°C Min/Max)	Range relè	Dimensions (mm)	Weight (g)
<b>F210</b>	10 (30 with jumper cut)	without jumper 24 Vac/Vdc limits: 18-35 Vdc, 15-28 Vac with jumper 12 Vac/Vdc limits: 10-18 Vdc, 9-15 Vac	25 mA RX, 30 mA TX	44	-20 ÷ +55	max 500 mA and 48 V	46x45x128 h	230
<b>F210B</b>		the device can only be connected to "BlueBUS" networks	1 BlueBUS unit			-		




### Accessories

Code	Description	Pc/Pack
<b>IB</b>	Interface for connecting BlueBUS F210B photocells up to control units which have not been manufactured for this purpose	1
<b>FA1</b>	Vandal-proof metal shell	2
<b>FA2</b>	Bracket for fixing to MOCF and MOCF2 columns	5
<b>MOCF2</b>	Aluminium post for 2 photocells, 1000 mm high	2
<b>MOCF</b>	Aluminium post for 1 photocell, 500 mm high	2



### Technical specifications

	Power supply	Current draw with 24 Vdc power supply	Current draw with 24 Vdc power supply	BlueBUS output	Protection rating (IP)	Working temp. (°C Min/Max)	Dimensions (mm)	Weight (g)
<b>IB</b>	16÷35 Vdc 18÷28 Vac	50 mA (add approx. 50 mA for each pair of photocells)	44 mA (add approx. 44 mA for each pair of photocells)	one with maximum load of 9 BlueBUS units	30	-20 ÷ +55	86x58x22 h	72



**Fixed or adjustable, synchronised photocells with BlueBUS technology.**

**The MOFB and MOFOB photocells** are obstacle detectors which make it possible to detect obstacles on the optical axis between a transmitter (TX) and a receiver (RX), type D according to Standard EN12453. They can be used in automations for gates and doors.

These devices are equipped with the **BlueBUS** communication system which makes it easy to connect all the devices up to the control units using two wires only. They are all quite simply connected up in parallel, and the addressed jumpers selected according to the function required.

**Cutting-edge technology:** an anti-blinding circuit that makes it possible to solve the problem of interference between the detectors and automatic synchronisation between several couples of photocells.

The **MOFOB** version, which can be adjusted, will solve the problem of compensating centring gaps up to 30°.

**IB Interface:** enables the user to connect obstacle detectors using BlueBUS technology (MOFB and MOFOB photocells) and control units with inputs for traditional, photocell contacts. The system automatically recognizes the devices connected to the BlueBUS network. The phototest function enables users to achieve Safety Category 2 against faults according to Standard EN 954-1.



Code	Description	Pc/Pack
<b>MOFB</b>	Surface-mounted pair of photocells for connection by Nice BlueBUS	1
<b>MOFOB</b>	Pair of adjustable 30°, surface-mounted photocells for connection by Nice BlueBUS	1
<b>IB</b>	Interface for connecting BlueBUS MOFB and MOFOB photocells up to control units which have not been manufactured for this purpose	1

**Technical specifications**

	Power supply/output	Adjustability of the photocell	Estimated range (m)	Protection rating (IP)	Working temp. (°C Min/Max)	Dimensions (mm)	Weight (g)
<b>MOFB</b>	the device can only be connected to "BlueBUS" networks, from which it receives its power supply and sends output signals	-	up to 15 m for a maximum TX-RX misalignment of ± 5° (the device can detect and signal an obstacle even in particularly bad weather conditions)	55	-20 ÷ +55	69x25x78 h	50
<b>MOFOB</b>		approximately 30° along the horizontal and vertical axes				69x37x78 h	75

	Power supply	Current draw with 24 Vdc power supply	Current draw with 24 Vdc power supply	BlueBUS output	Protection rating (IP)	Working temp. (°C Min/Max)	Dimensions (mm)	Weight (g)
<b>IB</b>	16÷35 Vdc 18÷28 Vac	50 mA (add approx. 50 mA for each pair of photocells)	40 mA (add approx. 40 mA for each pair of photocells)	one with maximum load of 9 BlueBUS units	30	-20 ÷ +55	86x58x22 h	72



**Synchronised photocells with a 10° receiving angle (MOF) also available in a 30° version adjustable in each direction (MOFO).**

**Ultra-thin:**  
just 28 mm (adjustable version: 38 mm).

**Extremely hard-wearing:**  
transparent polycarbonate casing.

2 range levels.

Synchronisation circuit.

Alignment with proportional Led for safe and easy installation.

Code	Description	Pc/Pack
<b>MOF</b>	Pair of surface-mounted photocells	1
<b>MOFO</b>	Pair of adjustable 30°, surface-mounted photocells	1

## Technical specifications

	Estimated range (m)	Power supply	Absorption (mA)	Protection rating (IP)	Working temp. (°C Min/Max)	Range relè	Dimensions (mm)	Weight (g)
<b>MOF</b>	15 (30 with jumper + "10 m" cut)	without jumper 24 Vac/Vdc limits 18-35 Vdc, 15-28 Vac with jumper 12 Vac/Vdc limits 10-18 Vdc, 9-15 Vac	25 RX, 30 TX	54	-20 ÷ +55	max 500 mA and 48 V	69x25x78 h	55
<b>MOFO</b>							69x37x78 h	80



Sturdy: tamper-proof casing in welded metal with IP54 protection

Optimised visibility: integrated lighting for improved identification in the dark and at night-time

## 12-key digital selector with Nice BlueBUS connection technology.

### Exclusive functions:

- 2 keys to activate two different commands selected from 6 available (for example step-step, close, open), depending on which control unit is connected;
- 255 combinations for storage on BM1000 memory;
- 2 programming modes: Easy or Professional;
- up to 4 MOTB and MOMB control devices connectable via BlueBUS, also in combined configurations;
- possibility of programming the number of times a specific combination can be used;
- possibility of enabling an automation block/unblock function.

**Simple installation:** easy and rapid connection with just 2 wires, no polarity, to complete the BlueBUS systems.

**Safe:** the combination is a number consisting in 1 to 9 figures, resulting in 99,999,999 possible combinations!

### Two different visual indicators


- according to automation status:
- red: automation closed or in closing phase;
  - green: during opening or when the "automation block" function is active.

**Easy programming:** with MOU palmtop or O-Box interface, extremely simple management of any type of programming of the BM1000 memory in the vicinity of the system, or remotely, directly from the installer's office. MOU and O-Box interface with the PC, enabling efficient archiving of all installations.

Code	Description	Pc/Pack
<b>MOTB</b>	12-key digital selector, in aluminium, with Nice BlueBUS technology	1

### Technical specifications

	Power supply	Absorption	Protection rating (IP)	Dimensions (mm)
<b>MOTB</b>	via BlueBUS	1.5 BlueBUS unit	54	70x30x80 h



**12-key digital switch with 2-wire connection to decoder or radio-controlled.**

**MOTXR: radio coding digital switches with 52 bit FLoR rolling code;** compatible with FloR and VeryVR transmitters, rolling code 4.5 million billion combinations, with self-learning function.

**MOTXS: radio coding digital switches with 64 bit Smilo rolling code;** compatible with Smilo transmitters, with 64 bit rolling-code, generates 18 billion million combinations, with self-learning function.

**Complete:** 2 transmission channels to control 2 automations.

**Convenient:** no wiring necessary; estimated range: 200 m outdoors and 35 m indoors.

**Safe:** the combination is a number consisting in 0 to 8 figures, resulting in 99,999,999 possible combinations!

**Cheap:** extra low consumption, the transmission will activate when the user presses the key, and switch itself off automatically. The ambient brightness sensor only activates keypad lighting when necessary.

**Sturdy:** vandal-proof die-cast aluminium casing, IP54.

**MOT: digital switch with 2-wire connection to decoder**

- 255 combinations can be entered out of a total of 999,999,999, expandable to 510;
- 2 channels;
- 2 programming modes: Easy or Professional;
- programmable output functions with pulse relay, bistable or timed relay, anti-theft feature;
- up to 4 switches can be connected by cable to the same receiver, with different active combinations.

**Easy programming:** with MOU palmtop or O-Box interface, extremely simple management of any type of programming of the BM1000 memory in the vicinity of the system, or remotely, directly from the installer's office. MOU and O-Box interface with the PC, enabling efficient archiving of all installations.



Code	Description	Pc/Pack
<b>MOTXR</b>	Radio-controlled digital switch compatible with FloR series of receivers 2 channels	1
<b>MOTXS</b>	Radio-controlled digital switch compatible with Smilo series of receivers 2 channels	1
<b>MOT</b>	12-key, aluminium digital switch, for combination with decoder MORX	1
<b>MORX</b>	Decoder for 1 MOM or 4 MOT connected in parallel with memory BM1000 for 255 combinations	1
<b>BM1000</b>	Additional memory card for others 255 combinations	5

**Technical specifications**

	Power supply	Battery life	Frequency	Radiated power	Radio coding	Working temp. (°C Min/Max)	No. of figure combination	Estimated range (m)	Protection rating (IP)	Dimensions (mm)	Weight (g)
<b>MOTXR</b>	6 Vdc with 2 CR2430 type lithium batteries	estimated at 2 years, with an average number of 10 transmissions a day	433.92 MHz ± 100 KH	estimated at approximately 1 mW e.r.p.	rolling code 52 bit FloR	-20 ÷ +55	from 0 to 8	200; 35 if inside buildings	54	75x35x85 h	150
<b>MOTXS</b>					rolling code 64 bit Smilo						

	Night operation	Protection rating (IP)	Dimensions (mm)	Weight (g)
<b>MOT</b>	a red/green light will illuminate the keys	54	70x30x80 h	237

	Power supply memory	Power supply	Max. absorbed power	Protection rating (IP)	Working temp. (°C Min/Max)	Dimensions (mm)	Weight (g)
<b>MORX</b>	2 BM10000 for max. 510 MOCARD/MOCARDP FLoR-M or combinations	10÷35 Vdc, 12÷28 Vac	24 Vdc=70 mA 24 Vac=200 mA 12 Vdc=150 mA 12 Vac=300 mA (with 1 MOM or 4 MOT)	30	-20 ÷ +55	98x42x25 h	65



**Proximity reader for transponder cards and badge and Flor-m bimodal transmitters, with Nice BlueBUS connection technology.**

**Exclusive functions:**

- 255 card/badge capacity;
- 2 programming modes: Easy or Professional;
- reading distance 4-8 cm;
- enables the entry of which type of cards/badge are enabled on the system: both, MOCARD only or MOCARDP only;
- possibility of programming the number of times a specific card/badge can be used;
- possibility of enabling an automation block unblock function;
- up to 4 MOTB and MOMB control devices connectable via BlueBUS, also in combined configurations;
- 2 modes (static and dynamic) to activate two different controls selected from 6 available (for example step-step, close, open) according to the control unit connected.


**Simple installation:** easy and rapid connection with just 2 wires, no polarity, to complete the BlueBUS systems.

**Easy programming:** with MOU palmtop or O-Box interface, extremely simple management of any type of programming of the BM1000 memory in the vicinity of the system, or remotely, directly from the installer's office.

MOU and O-Box interface with the PC, enabling efficient archiving of all installations.

**New transponder badge.**

A practical badge that can be attached to a key-ring for availability at all times.



Code	Description	Pc/Pack
<b>MOMB</b>	Proximity reader for transponder cards, with Nice BlueBUS technology	1
<b>MOCARD</b>	Transponder card	10
<b>MOCARDP</b>	Transponder card programmable via MOU palm-top, with sequential code for multiple insertion	10
<b>HSB1</b>	Transponder badge reprogrammable via MOU palmtop, with sequential encoding, for multiple entries	10

**Technical specifications**

	Power supply	Absorption	Detection range (cm)	Protection rating (IP)	Dimensions (mm)
<b>MOMB</b>	via BlueBUS	2 BlueBUS unit	from 4 to 8	55	69x26x78 h





## Proximity sensor for transponder cards and badge and for Flor-m bimodal transmitters, with 2-wire connection to decoder.

### Exclusive functions:

- 255 cards/badge can be entered with a single code, expandable to 510;
- 2 channels;
- 2 programming modes: Easy or Professional;
- programmable output functions with instantaneous relay, bistable relay, timer, anti-theft feature;
- can be connected by cable to 1 proximity sensor;
- reading distance 5-10 cm;
- hard-wearing polycarbonate;
- Led enabling the user to see the device in the dark;
- it is possible to change the operations counter associated with a given card present in the memory;
- enables the user to change in the memory the parameter relative to the type of card/badge the decoder will be able to recognise.
- it is possible to change the code assigned to a given MOCARDP so that it can be programmed in line with specific requirements.

**Easy programming:** with MOU palmtop or O-Box interface, extremely simple management of any type of programming of the BM1000 memory in the vicinity of the system, or remotely, directly from the installer's office. MOU and O-Box interface with the PC, enabling efficient archiving of all installations.

### New transponder badge.

A practical badge that can be attached to a key-ring for availability at all times.



Code	Description	Pc/Pack
<b>MOM</b>	Proximity reader for transponder badges MOCARD and MOCARDP for combination with decoder MORX	1
<b>MOCARD</b>	Transponder card	10
<b>MOCARDP</b>	Transponder card programmable via MOU palm-top, with sequential code for multiple insertion	10
<b>HSB1</b>	Transponder badge reprogrammable via MOU palmtop, with sequential encoding, for multiple entries	10
<b>MORX</b>	Decoder for 1 MOM or 4 MOT connected in parallel with memory BM1000 for 255 combinations	1
<b>BM1000</b>	Additional memory card for others 255 combinations	5

### Technical specifications

	Description	Anti-crushing distance (cm)	Protection rating (IP)	Dimensions (mm)	Weight (g)		
<b>MOM</b>	reader for MOCARD, MOCARDP and HSB1	5 ÷ 10	55	69x26x78 h	65		
	Power supply memory	Power supply	Max. absorbed power	Protection rating (IP)	Working temp. (°C Min/Max)	Dimensions (mm)	Weight (g)
<b>MORX</b>	2 BM10000 for max. 510 MOCARD/MOCARDP or combinations	10÷35 Vdc 12÷28 Vac	24 Vdc=70 mA 24 Vac=200 mA 12 Vdc=150 mA 12 Vac=300 mA (with 1 MOM or 4 MOT)	30	-20 ÷ +55	98x42x25 h	65



**Key switches with automatic clasp lock, European or standard cylinder.**

**Die-cast aluminium casing.**

**Ultra-thin:** just 14 mm in the recessed version (39 mm in the surface-mounted version).

**Led courtesy light** (optional).

Electrical contacts and levers protected by a plastic casing.



Code	Description	Pc/Pack
<b>MOSEU</b>	Surface-mounted key switch, European cylinder	1
<b>MOSIU</b>	Recessed key switch, European cylinder	1
<b>MOSE</b>	Surface-mounted key switch	1
<b>MOSI</b>	Recessed key switch	1
<b>MOSU</b>	Key switch no European cylinder, for outdoor use	1

## Accessories

Code	Description	Pc/Pack
<b>MOSA1</b>	Led for MOSE, MOSI, MOSEU, MOSIU, MOSU	5
<b>CHS</b>	Neutral key for MOSE, MOSI	1
<b>CHEU</b>	Neutral key for MOSEU, MOSIU	1

# Nice Moon accessories

## Accessories



Code	Description	Pc/Pack
<b>MOA1</b>	Box for recessed installation MOSI, MOSIU. It is also suitable for MOF, MOFO, MOT, MOM, MOSE, MOSEU, MOSU	20
<b>MOA2</b>	Finishing kits for installing the MOF, MOFO, MOSE, MOSEU, MOSU, MOT, MOM series over pre-existent fittings. This does not apply to MOTX	3
<b>PCM</b>	Foundation plate for MOCF, MOCF2, MOCS posts	4
<b>MOCA1</b>	Installation accessory MOSE, MOSEU, MOSU MOT, MOM on MOCF2 post	1
<b>MOCS</b>	Aluminium post with protected housing for 1 switch, 1100 mm high	2
<b>MOCF2</b>	Aluminium post with protected housing for 2 photocells, 1000 mm high	2
<b>MOCF</b>	Aluminium post with protected housing for 1 photocell, 500 mm high	2

For swing gates

For sliding gates

Barrier gate operator systems

For garage and industrial doors

Control systems and accessories

Alphabetical index

# Nice MoonLight



## Flashing signal light.

**Available with different power supply voltages:**  
230 Vac, 24 Vdc and 12 Vdc.

**Practical:** suitable for mounting in any position.

**Incorporated 433.92 MHz aerial on all versions.**

IP44 protection level.

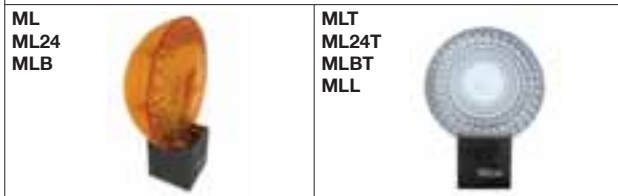
**Available in two colours: orange and neutral.**

**MLL version, ideal for 230 V control units without provision, connected directly to the power line, this product monitors** absorption and is activated automatically when the automation starts to operate.

**Dual function:** programmable in flashing light or courtesy light mode.

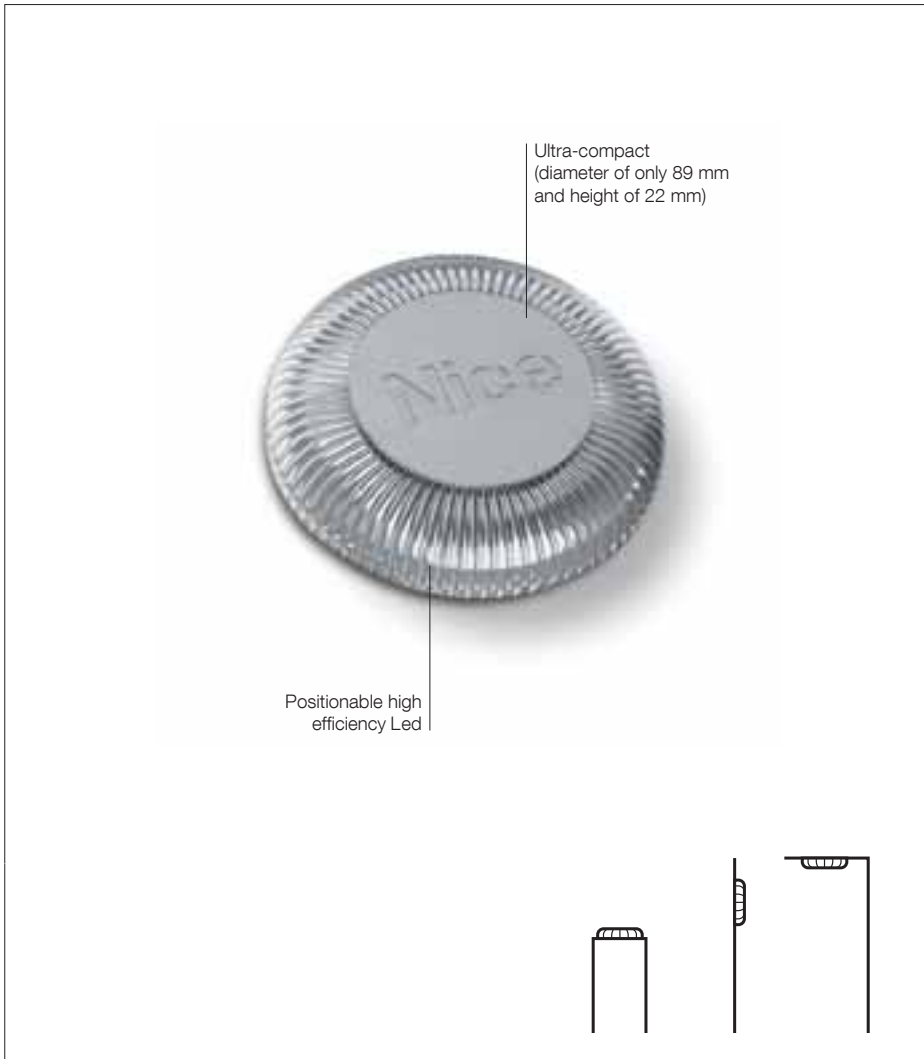
**Flashing light:** activated when an automation manoeuvre is in progress.

**Courtesy light:** activated when the automation starts to operate and, thanks to the internal timer, remains activated for a programmable time interval.



Code	Description	Pc/Pack
<b>ML</b>	Orange, 230 Vac, for preset control units	1
<b>MLT</b>	Neutral, 230 Vac, for preset control units	1
<b>ML24</b>	Orange, 24 Vac/Vdc, for preset control units	1
<b>ML24T</b>	Neutral, 24 Vac/Vdc, for preset control units	1
<b>MLB</b>	Orange, 12 Vac/Vdc, for preset control units	1
<b>MLBT</b>	Neutral, 12 Vac/Vdc, for preset control units	1
<b>MLL</b>	Neutral, 230 Vac, for non preset control units. Supplied with one white lamp and one orange lamp	1

Compatibility table	A0	A0R	A1	A100F	A02	A3	A3F	A400	A500	A6	A6F	A60	A700F	A824	A824	MC824H	MC424L	WALKY	POP	POP7124	HYKE	ROBO 230 Vac	ROBO 24 Vdc	ROAD	ROBUS	RUN	THOR / THOR-Q	TUB	SPIN / SPINBUS	SPIDER / SPIDO	TEN	OTTO 230 Vac	OTTO 24 Vdc	CLIMBER	SOON	X-BAR	SIGNO	WIL							
ML / MLT	•	•	•	•	•	•	•	•	•	•	•	•	•	•	•	•	•	•	•	•	•	•	•	•	•	•	•	•	•	•	•	•	•	•	•	•	•	•	•	•	•	•			
ML24 / ML24T																																													
MLB / MLBT																																													



## Multi-function Led indicator.

**The only version with 12/24 Vac/Vdc** power supply and flashing light function, courtesy light function or dusk sensor function.

**A new idea for improved safety:** when connected to compatible control units, Wallyght can act as a normal flashing light, or provide ambient lighting like a fixed courtesy light. When connected to a 12/24 Vac/Vdc output, Wallyght can remain permanently lit, and also be activated at dusk to then turn off at dawn thanks to the integrated dusk sensor.

**Optimal efficiency, extra long life:** the two 1 W-Leds guarantee a lifetime of 70.000 hours (continuous use).


**Horizontal, wall or ceiling mounting:** combined with the possibility of orienting the light beam and compact dimensions of the IP44 box, use of Wallyght is even more flexible.

Code	Description	Pc/Pack
WLT	Multi-function Led indicator	1

### Path indicators on entrance pathways



### Courtesy light



### Compatibility table

WLT	•	•	•	•	•	•	•	•	•	•	•	•	•	•	•	•	•	•	•	•
-----	---	---	---	---	---	---	---	---	---	---	---	---	---	---	---	---	---	---	---	---

A824  
 A924  
 MC824H  
 MC424L  
 WALKY  
 POP  
 HYKE  
 ROBO 24 Vdc  
 ROAD  
 ROBUB  
 RUN  
 SPIN / SPINBUS  
 SPIDER / SPIDO  
 TEN  
 OTTO 24 Vdc  
 CLIMBER  
 SOON  
 X-BAR  
 SIGNO  
 WIL



**Kio, key-operated selector switch for low voltage contacts, with release mechanism for metal cord,** ideal for the automation of sectional doors, folding doors and rolling gates.

**User-friendly:**

Kio is both a key-operated selector switch and a release device. Its design makes it very convenient and effortless to use, and easy to install anywhere thanks to its very narrow outline.

**Long-lasting:** Kio is made of cast aluminium, epoxy powder coated for greater durability.

**Easy:** Led allows you to locate the selector switch even in total darkness.

**More safety:** coded key.

Release device activated directly by opening the door or by the winding device.

**The very first product to incorporate the key-operated control and release motor functions.**

Code	Description	Pc/Pack
<b>KIO</b>	Key-operated selector switch for low voltage contacts, with release mechanism for metal cord	1
<b>KA1</b>	6 m cable release kit for KIO	1

# Nice Heating device



**PW1, heating element:**

it maintains a suitable temperature for the automation system to operate correctly, **even under the most severe of weather conditions.**

This is a particular type of **resistance** that can reach temperatures close to 100°C under normal environmental conditions.

**Effective:** each element has a consumption of 20 W and is extremely efficient thanks to the silicone sheath that covers the resistance and increases the diffusion of heat.

**Independent:** the device is directly fed by a 230/120 Vac power supply through the TW1 thermostat, and because it doesn't burden the transformer of the product itself, the performance characteristics of the gear motor remain the same.



**TW1, regulation thermostat for PW1:**

when the detected temperature drops below the set threshold, the thermostat activates the heating element PW1 thereby slowly increasing the internal temperature of the product itself; the heating action is maintained until the detected surrounding temperature stabilizes at the set levels.

**Easy to program:** the intervention threshold can be regulated between 0°C and -20°C.

**Safe:** equipped with a button so that an operational test can be performed at any time. The status of the outputs is continuously verified by means of Leds.

Code	Description	Pc/Pack
<b>PW1</b>	Heating element for the automation system	1
<b>TW1</b>	Regulation thermostat	1



**BUPC, the programming unit** resolves “on-the-spot” control and maintenance problems of **Bio**, **FloR** and **VeryVR** radio control systems.

With this system you can add, cancel, check, enable or disable codes; copy the memory; enter learning and password security locks and print events.

**The software**, Windows compatible, is simple and immediate so you can use the BUPC palm-top as a local terminal.

**From the PC you can also:**

- enter personal notes for each code;
- make back-up copies of the memory in the shape of files on which you can work at any time;
- enter additional codes;
- print the memory’s contents;
- easy management of decoders and receivers with multiple memories;
- multiple insertion: enables the user to memorise large number of codes in just one step, simply by keying in the first and last codes.

**MOU, the programming unit**

that allows you to manage all types of functions on the **MOM** proximity reader, **MOT** digital switch (through MORX decoder) and the **Flor-m** transponder transmitter with the utmost ease.

**MOU** can interface with your PC allowing you to create an orderly archive of all your installations:

- facility to display, add and delete codes one by one or delete all codes; in the memory plugged into the connector, making a backup copy on its internal buffer memory;
- manage the codes acquisition functions lock;
- manage a password for access to reserved data;
- edit, on the memory plugged into the connector, the parameter that controls the operating mode associated with decoder output 1 or 2, choosing between “Momentary”, “Timer”, “Bistable” or “Anti-theft”;
- change the time interval of the timer associated with output 1 or 2 when the memory is to be used in a decoder with the timer function active;
- program new memories starting in “Easy” or “Professional” mode;
- change the operations counter associated with a given card present in the memory;
- choose the output enable by the new combinations (1, 2 or both);
- change the parameter relative to the card type that the decoder is able to recognise (MOCARD, MOCARDP, or both);
- change the code assigned to a given MOCARDP so that it can be programmed in line with specific requirements.

Code	Description	Pc/Pack
<b>BUPC</b>	Programming and code control unit for the FloR, VeryVR, Bio series	1
<b>MOU</b>	Programming and code control unit for MORX decoder	1


**Technical specifications**

	Power supply	Communication	Consumption (mA)	Dimensions (mm)
<b>BUPC</b>	9 V internal battery inside 12 Vdc external source	interface RS232 standard, 9600Bps N,8 1	10	210x100x25 h
<b>MOU</b>	9 V internal battery inside 12 Vdc external source	interface RS232 standard, 9600Bps N,8 1	10	210x100x25 h

## Control units

- 4|11 The Nice World
- 12|65 Systems for swing gates
- 66|85 Systems for sliding gates
- 86|109 Barrier gate operator systems
- 110|137 Systems for garage and industrial doors
- 138|179 Control systems
- 180|205 Accessories
- 206|225 Control units**
- 226|229 Product code alphabetical index





---

**Control units with  
Solemyo and Opera system**

210|213 Moonclever

---

**Control units**

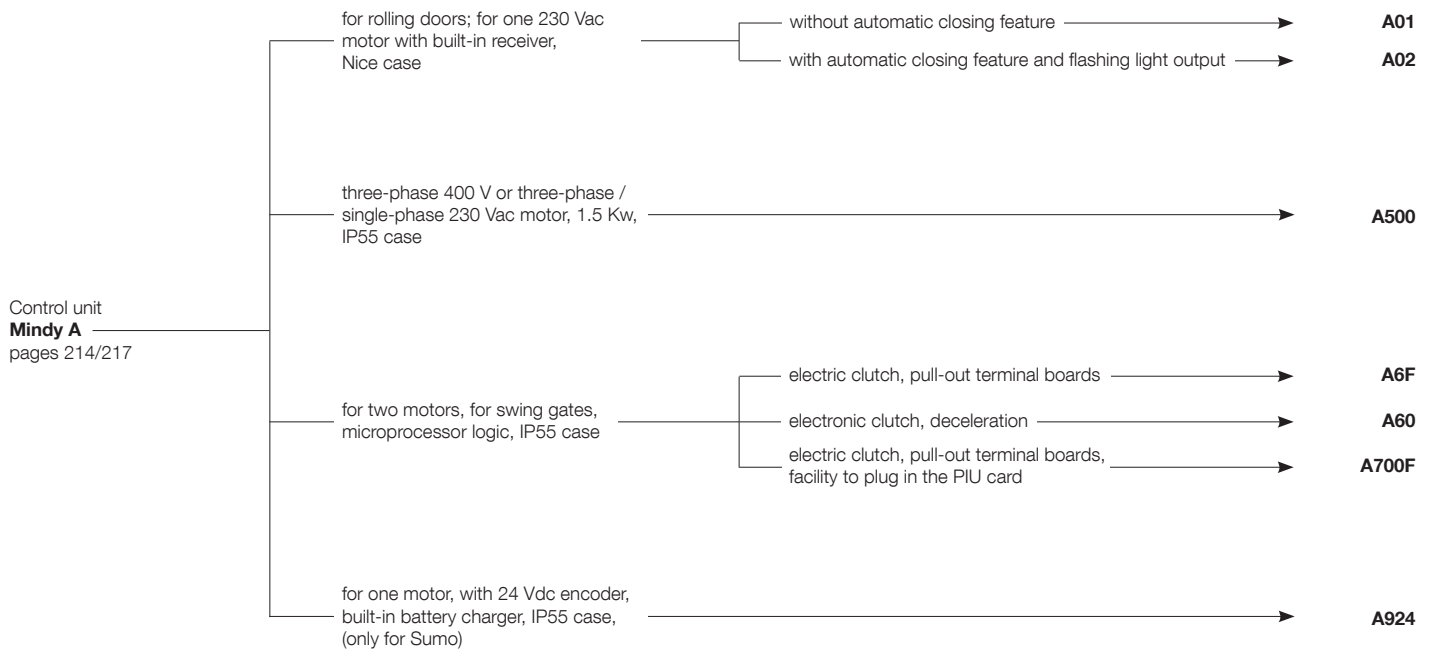
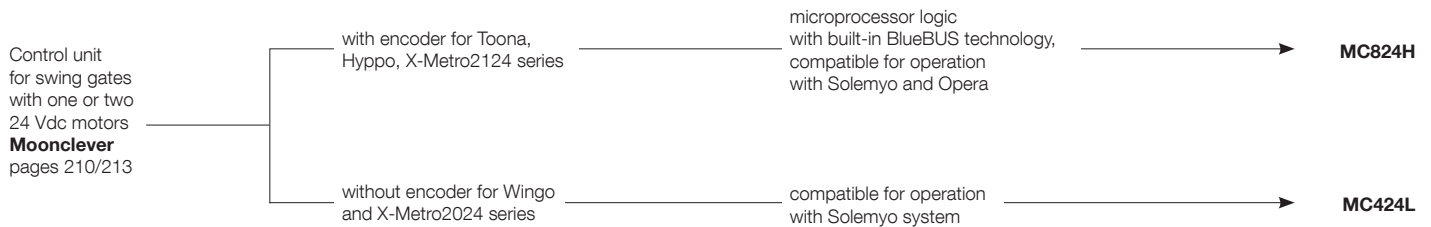
214|217 Mindy A

**Functions and connections**

218|225

# Nice Selection guide

Follow the arrow and choose the right product



Moonclever



Mindy A





**Control unit for 24 Vdc gear motors with magnetic encoder, for swing gates.**

Equipped with Nice **BlueBUS** technology and compatible with the **Solemyo** solar power system and **Opera** system for management, programming and diagnostics of automations, also remotely.

Compatible with the Opera system, which thanks to the O-View multi-function display enables personalisation of the system, modifying the opening and closing positions, leaf offset and deceleration intervals, and diversifying parameters such as force, speed, and obstacle detection for each motor.

Microprocessor logic: in addition to the classic functions such as intelligent clutch with anti-crushing safety device, gradual start-up and deceleration, automatic memorisation of both travel limit positions and the pedestrian door function, Moonclever also offers the advantages of the Opera system.

**Safe and reliable** thanks to obstacle detection with dual technology and monitoring of motor absorption and speed via the encoder, throughout door/gate travel, with provision for connection of latest generation resistive sensitive edges.

**Intelligent:** on start-up, indicator to confirm correct power supply and efficient operation of the control unit; automatic fault diagnostics and signalling via the flashing light and confirmation leds.

**Savings, respect for the environment, and autonomy:** when connected to the buffer battery or Solemyo kit, consumption on standby is reduced to just 0.1 W.

**Installation couldn't be simpler,** thanks to the system BlueBUS, enabling connection of the control unit, motors and accessories by means of just two wires.

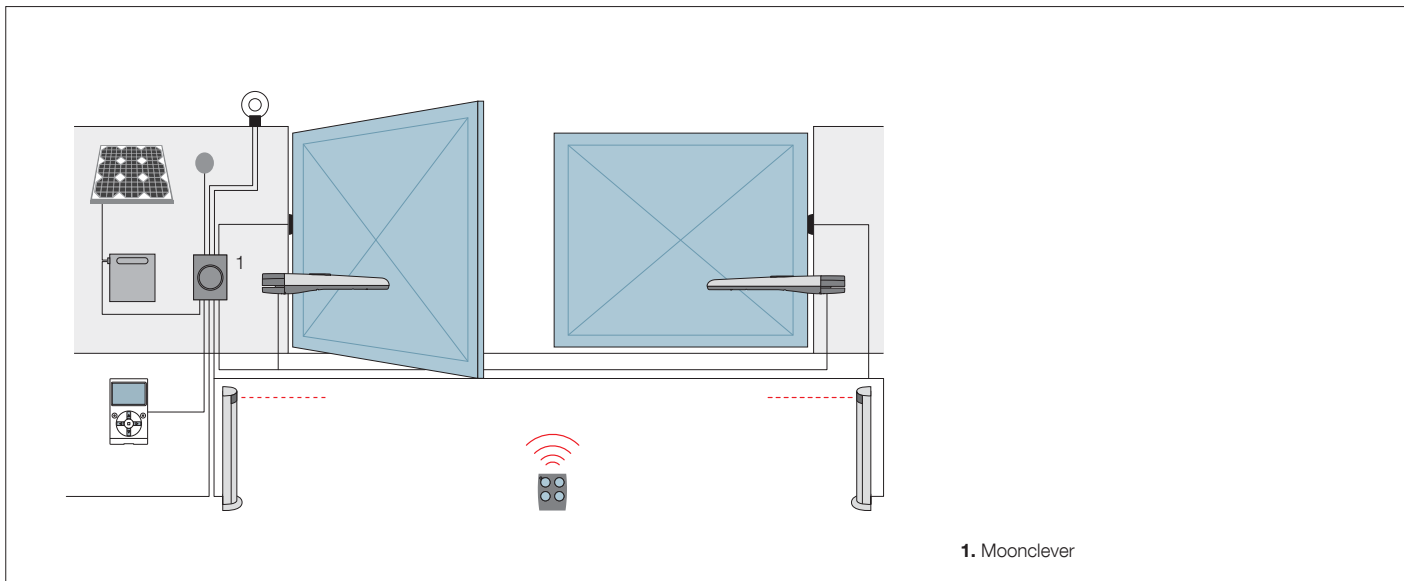
**No black out:** operation in the event of a power failure by means of optional batteries (PS124) with compartment in control unit.

**Radio receiver:** provision for insertion of SM snap-fit receivers.

Code	Description	Pc/Pack
<b>MC824H</b>	Control unit for one or two motors at 24 Vdc with encoder, with BlueBUS technology, compatible for Opera and Solemyo systems	1

**Technical specifications**

Code	<b>MC824H</b>
Power supply (Vac 50/60Hz)	230 ± 10%
Battery power (Vdc)	21 ÷ 28
Maximum motor power (VA; A)	360 (W); 15
Maximum accessories power 24 V (A)	0.2
Maximum flashing light power (V;W)	12; 21
Maximum gate open indicator power CA (V; W)	24; 2
Maximum electric lock power (Vac; VA)	12; 15
Working time "TL" (s)	-
Pause time "TP" (s)	1 ÷ 250
Opening delay time TRA (s)	Programmable
Closing delay time TRC (s)	Programmable
Courtesy light time "TCor" (s)	0:250
Pre-flashing time "TPre" (s)	0:10
Force adjustment (%)	-
Anti-crushing device (sensitivity)	Mini ÷ Max
Case dimensions (mm)	230x125x300 h



**Accessories**



**MCA1**  
Spare control unit  
for MC824H.  
Pc/pack 1



**PS324**  
24 V battery  
with integrated  
battery charger.  
Pc/pack 1



**Solemyo system**



The solar power kit Solemyo to automate gates, garage doors or barrier gates, including those located far from the power mains and without the need for costly and invasive excavation work. See pages 186/187

**Opera system**



The innovative Opera system enables the installer to manage, program and control automation systems, also remotely, simply and safely, with significant savings in time. See pages 140/141



**Control unit for 24 Vdc gear motors for swing gates, without encoder: Wingo4024, Wingo5024 and X-Metro2020.**

Compatible with the solar power kit **Solemyo**.

**Safe and reliable** thanks to obstacle detection throughout travel and provision for the connection of latest generation resistive sensitive edges.

**Intelligent:** automatic fault diagnostics and signals via flashing light and confirmation leds.

**Savings, respect for the environment, ad autonomy:** connected to the buffer battery or Solemyo kit, consumption on standby is just 0.1 W.

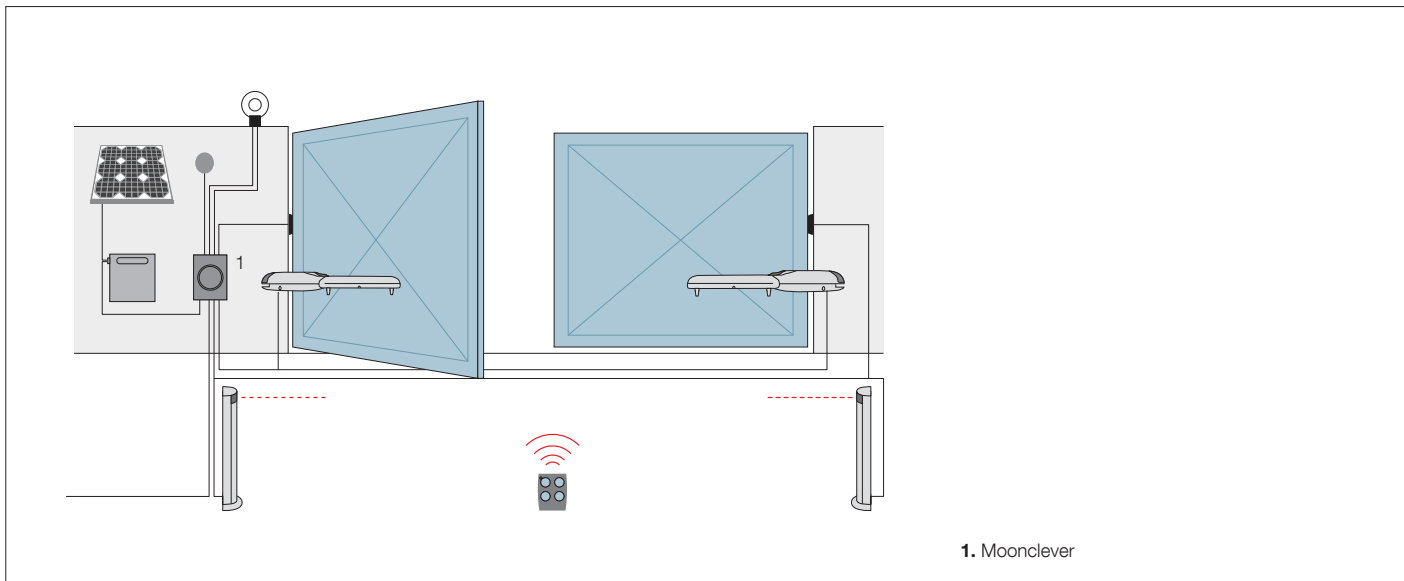
**No black out:** operation in the event of a power failure by means of optional batteries (PS124) with compartment in control unit.

**Radio receiver:** provision for insertion of SM snap-fit receivers.

Code	Description	Pc/Pack
<b>MC424L</b>	Control unit for one or two motors at 24 Vdc without encoder, compatible for Solemyo system	1

**Technical specifications**

Code	<b>MC424L</b>
Power supply (Vac 50/60Hz)	230 ± 10%
Battery power (Vdc)	21 ÷ 28
Maximum motor power (VA; A)	75; 3
Maximum accessories power 24 V (A)	0.2 +0.1
Maximum flashing light power (V;W)	24; 25
Maximum gate open indicator power CA (V; W)	24; 2
Maximum electric lock power (Vac; VA)	12; 15
Working time "TL" (s)	-
Pause time "TP" (s)	5 ÷ 80
Opening delay time TRA (s)	5 ÷ 40% TL
Closing delay time TRC (s)	-
Courtesy light time "TCor" (s)	-
Pre-flashing time "TPre" (s)	3
Force adjustment (%)	-
Anti-crushing device (sensitivity)	1 ÷ 6
Case dimensions (mm)	230x125x300 h



1. Moonclever

**Accessories**



**MCA2**  
Spare control unit  
for MC424L.  
Pc/pack 1



**PS124**  
24 V battery  
with integrated  
battery charger.  
Pc/pack 1



**Solemyo system**



The solar power kit Solemyo to automate gates, garage doors or barrier gates, including those located far from the power mains and without the need for costly and invasive excavation work. See pages 186/187

A01  
A02



## Mindy A01, A02 control units for rolling doors.

**Incorporated radio card** compatible with the Nice Flo, FloR and Smilo systems.

**Programmable Step-by-step/Open** input.

Input for **close** function.

Input for connection interface for 8.2 KOhm resistive sensitive edge.

Semi-automatic and automatic operation.

Flashing light output (A02 model).

Code	Description	Pc/Pack
<b>A01</b>	For one 230 Vac motor, for rolling shutters, without automatic closing feature, with built-in receiver compatible with the Flo, FloR and Smilo series of transmitters	1
<b>A02</b>	For one 230 Vac motor, for rolling shutters, with semi-automatic and automatic closing feature, flashing light output and with built-in receiver compatible with the Flo, FloR and Smilo series of transmitters	1

### Technical specifications

Code	A01	A02
Power supply (Vac 50/60 Hz)	230 ± 10%	
Battery power (Vdc)	-	
Maximum motor power (VA; A)	600; 3	
Maximum accessories power 24 V (A)	0.055	
Maximum flashing light power (V;W)	-	230; 40
Maximum gate open indicator power CA (V; W)	-	
Maximum electric lock power (V; W)	-	
Working time "TL" (s)	5 ÷ 120	
Pause time "TP" (s)	-	1 ÷ 120
Opening delay time TRA (s)	-	
Closing delay time TRC (s)	-	
Courtesy light time "TCor" (s)	-	
Pre-flashing time "TPre" (s)	-	
Force adjustment (%)	-	
Anti-crushing device (sensitivity)	-	
Case dimensions (mm)	128x112x43 h	



A500



**Mindy A500 control unit,  
three-phase 230 V,  
400 V or single-phase  
230 Vac motor, 1.5 Kw.**

Automatic detection of obstacles,  
door block, brake.

Pull-out terminal boards.

Code	Description	Pc/Pack
<b>A500</b>	For a three-phase 400 Vac or single-phase / three phase 230 Vac motor, 1.5 Kw	1
<b>PIU</b>	Expansion card for additional functions	1
<b>PUL</b>	Central cover with incorporated control buttons, complete with connecting cable and connector for A500 and A924	1

**Technical specifications**

Code	A500
Power supply (Vac 50/60 Hz)	400/230 ± 10%
Battery power (Vdc)	-
Maximum motor power (VA; A)	1500; 4
Maximum accessories power 24 V (A)	0.2 + 0.2
Maximum flashing light power (V;W)	230; 40
Maximum gate open indicator power CA (V; W)	24.2
Maximum electric lock power (V; W)	-
Working time "TL" (s)	3 ÷ 120 (210)
Pause time "TP" (s)	5 ÷ 200
Opening delay time TRA (s)	-
Closing delay time TRC (s)	-
Courtesy light time "TCor" (s)	(PIU)
Pre-flashing time "TPre" (s)	5
Force adjustment (%)	-
Anti-crushing device (sensitivity)	Min ÷ Max
Case dimensions (mm)	220x110x280 h

**A6F  
A60  
A700F**



## Mindy A6F, A60 control units, for two motors; microprocessor logic.

Pull-out terminal boards (A6F and A60 models).

Two photocell inputs with separate functions.

Electrical (A6F model) or electronic (A6F and A60 models) adjustment.

Gradual departure and slowdown (A60).

Adjustment is separate to the work times (A60).

## Mindy A700F control unit, for two motors; microprocessor logic.

Removable terminal boards; two photocell inputs; four limit switch inputs; partial opening (standard).

Unbeatable performance due to the many programmable functions.

PIU expansion card can be inserted to provide more functions.

Code	Description	Pc/Pack
<b>A6F</b>	For two 230 Vac motors with electric clutch, IP55 case	1
<b>A60</b>	For two 230 Vac motors with electronic clutch and slowdown, IP55 casing	1
<b>A700F</b>	For two 230 Vac motors with electric clutch. Possibility of adding the PIU expansion card, IP55 case	1
<b>PIU</b>	Expansion card for additional functions	1
<b>PUL</b>	Central cover with incorporated control buttons, complete with connecting cable and connector for A500 and A924	1

### Technical specifications

Code	A6F	A60	A700F
Power supply (Vac 50/60 Hz)	230 ± 10%		
Battery power (Vdc)	-		
Maximum motor power (VA; A)	2x400; 2		
Maximum accessories power 24 V (A)	0.3	0.2 + 0.075	0.2 + 0.1
Maximum flashing light power (V;W)	230; 100	230; 40	230; 100
Maximum gate open indicator power CA (V; W)	24; 2		
Maximum electric lock power (V; W)	12; 25		
Working time "TL" (s)	2.5 ÷ 40 (80)		
Pause time "TP" (s)	5 ÷ 80		
Opening delay time TRA (s)	0/2.5 ÷ 12		
Closing delay time TRC (s)	0/2.5 ÷ 12		
Courtesy light time "TCor" (s)	60		60 (PIU)
Pre-flashing time "TPre" (s)	5		
Force adjustment (%)	30/45/60/80/100	0 ÷ 100	30/45/60/80/100
Anti-crushing device (sensitivity)	-		
Case dimensions (mm)	220x110x280 h		

A924



### Mindy A924 control units (only for Sumo)

- 24 V version for one dc motor, complete with encoder.
- Intelligent clutch with anti-crush safety feature.
- Automatic memorization of limit switches on opening and closing; gradual departure and slowdown.
- Pedestrian passage function "service".
- Warning light for maintenance (can be programmed).
- Built-in battery charger.
- Pull-out terminal boards.

Code	Description	Pc/Pack
<b>A924</b>	For one motor, with 24 Vdc encoder, built-in battery charger, IP55 case (only for Sumo)	1
<b>B12-B</b>	12 V, 6 Ah batteries	1
<b>B12V-C</b>	12 V, 2 Ah batteries	1
<b>CARICA</b>	Plug-in card for battery charger	1
<b>BA3-A</b>	Nice battery box for A924	1
<b>PUL</b>	Central cover with incorporated control buttons, complete with connecting cable and connector for A500 and A924	1

#### Technical specifications

Code	A924
Power supply (Vac 50/60 Hz)	230 ± 10%
Battery power (Vdc)	21 ÷ 28
Maximum motor power (VA; A)	360 (W); 15
Maximum accessories power 24 V (A)	0.2 + 0.2
Maximum flashing light power (V;W)	24/25
Maximum gate open indicator power CA (V; W)	24; 2
Maximum electric lock power (V; W)	24; 12
Working time "TL" (s)	-
Pause time "TP" (s)	1 ÷ 1023
Opening delay time TRA (s)	-
Closing delay time TRC (s)	-
Courtesy light time "TCor" (s)	60
Pre-flashing time "TPre" (s)	5
Force adjustment (%)	-
Anti-crushing device (sensitivity)	Min ÷ Max
Case dimensions (mm)	220x110x280 h



**Outputs/Inputs**

Table listing various outputs and inputs for different gate models, including Motor 1 output, Motor 2 output, Flashing Light output, 24 V motor power supply, 230 Vac motor power supply, 400 Vac motor power supply, Electric lock output, Suction output, Phototest output, Gate open output light, Step-by-step input, Open input, Input for close function, Partial Open Input, Stop Input, Optical sensor input, Resistive edge input, BlueBUS Input, PHOTO photocell input, PHOTO 1 photocell during closing input, PHOTO 2 photocell during opening input, Limit switch input during opening/closing (FCA/FCC 1/2), Courtesy light output, Maintenance indicator light, Single-phase load, Traffic lights, and Loop detector.

**Adjustments**

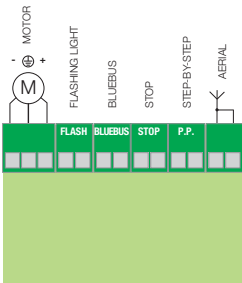
Table listing adjustable parameters such as Work time, Pause time, Opening delay time, Closing delay time, Electronic adjustment force, Positioning force, Electromechanical adjustment force, Mechanical adjustment force, Current sensitivity, and Speed.

**Optional accessories**

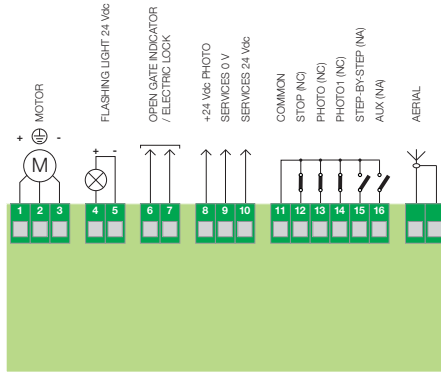
Table listing optional accessories including RADIO card with Nice/SM plug-in, Slot card for battery recharger, PER expansion card, PIU expansion card, AR electronic adjustment card, Pedestrian leaf, Man present, Partial inversion, and a note on being designed to accommodate buffer batteries.

F = with the AR accessory connected. P = with the PIU accessory connected. \*1 = addition of the 2<sup>nd</sup> motor authorised. R = with the PER accessory connected. B = only an input can be programmed. \*2 = not referred to a unit of time but to a distance. A = with the AP accessory connected. \*3 = programmable output. \*4 = just one programmable input/ output. \*5 = programmable with O-View.

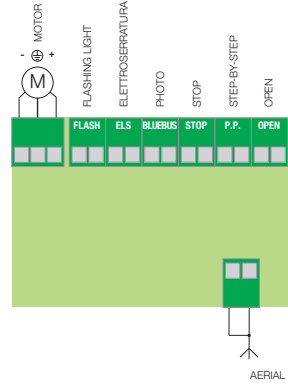
## WALKY



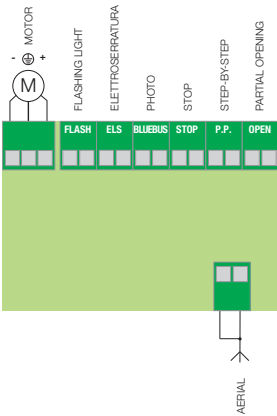
## POP



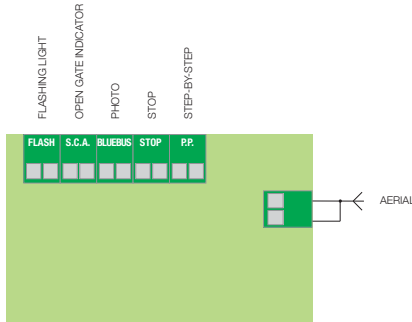
## POP 7124



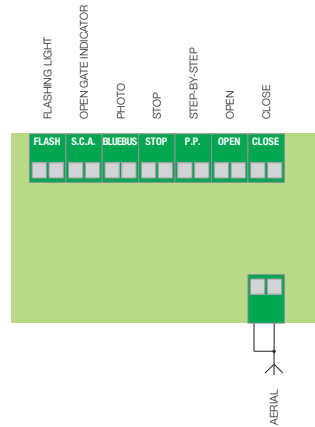
## HOPP 7124



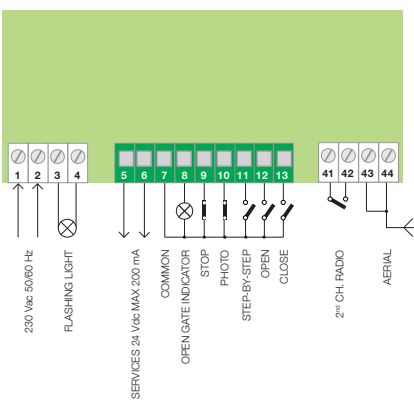
## ROBUS 350



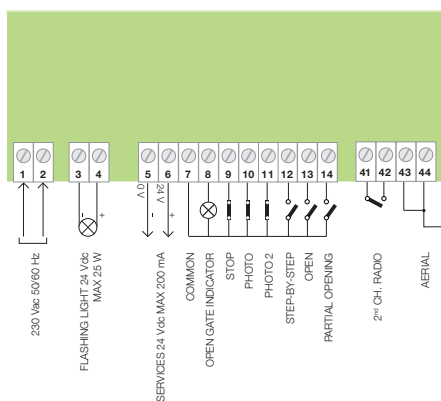
## ROBUS 400/600/1000



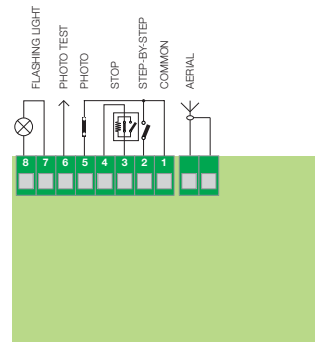
## RO1000/RO1010



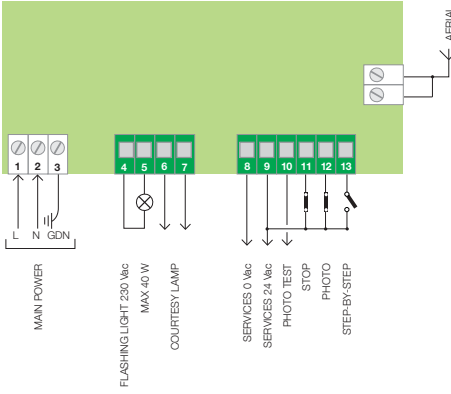
## RO1124



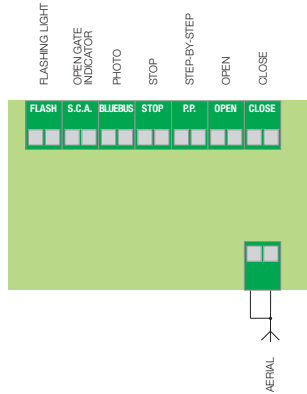
## ROAD



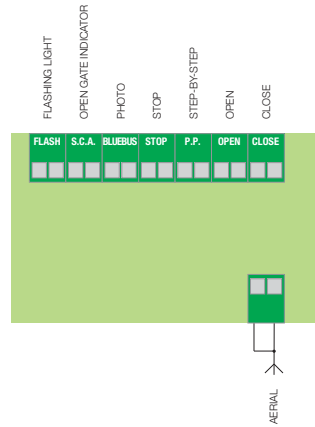
### RO300



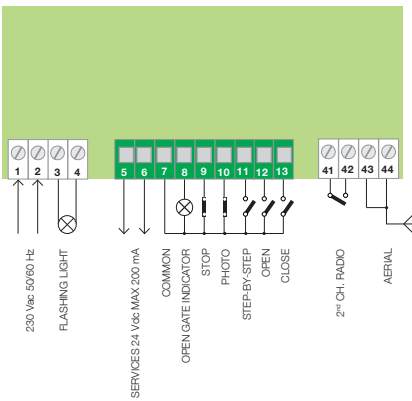
### RUN



### NAKED



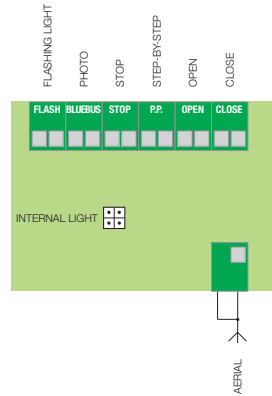
### TH1551/TH2251



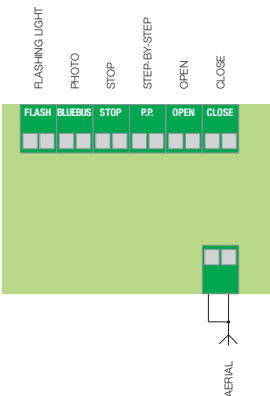
### L-BAR/M-BAR



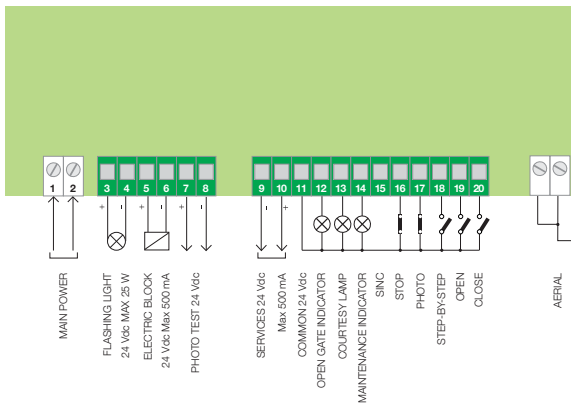
### S-BAR



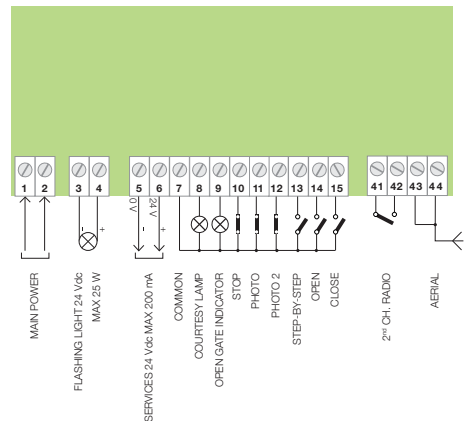
### X-BAR



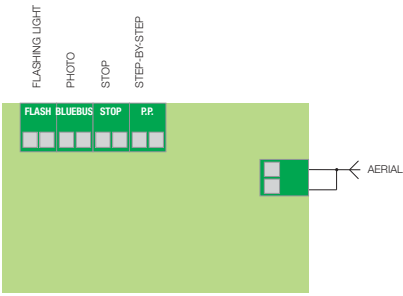
### SIGNO



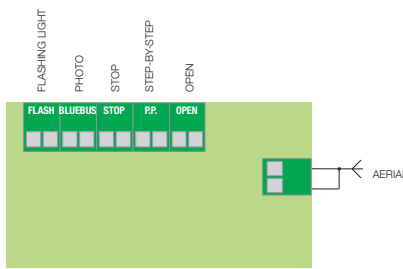
### WIL



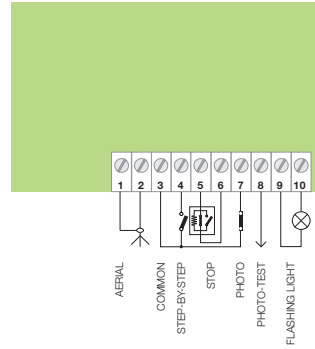
## SPIN20KCE/SPIN21KCE/SPIN22KCE



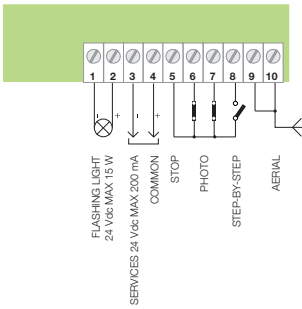
## SPIN23KCE/SPIN30/SN6031/SPIN40/SN6041



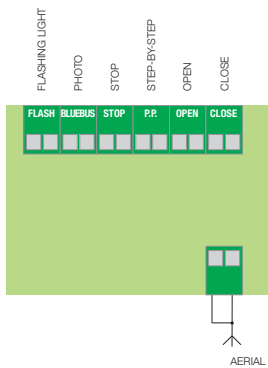
## SPIN10KCE/SPIN11KCE



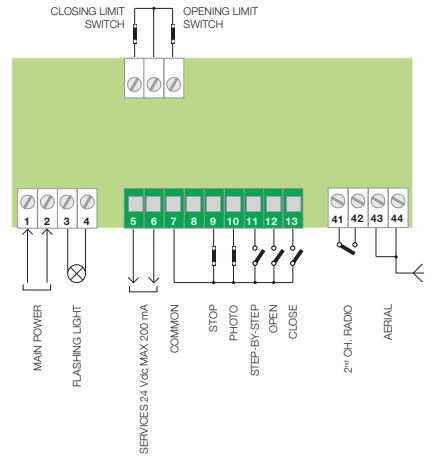
## SPIDER/SPIDOKCE



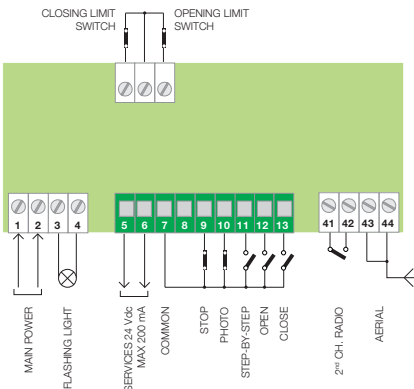
## TN2010



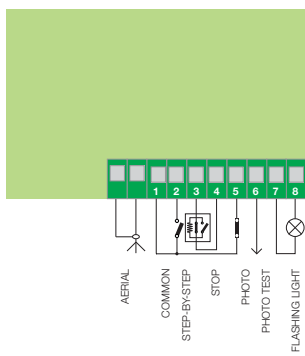
## TN2030/TNKCE



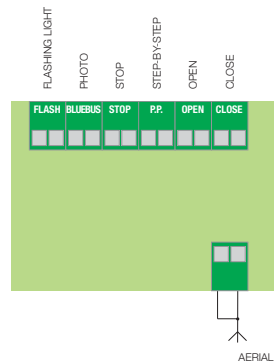
## OTTO



## OTTO 24

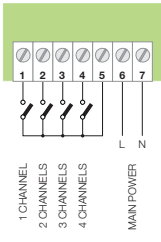


## SOON

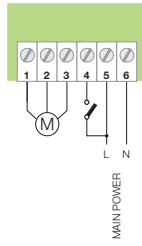




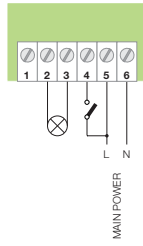
**TTX4**



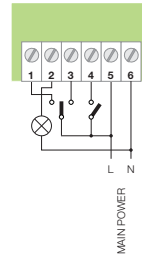
**TT2N**



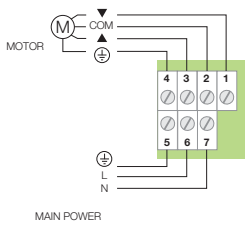
**TT2L**



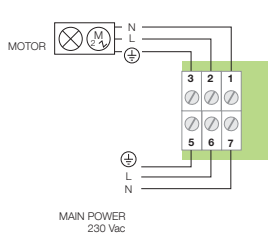
**TT2D**



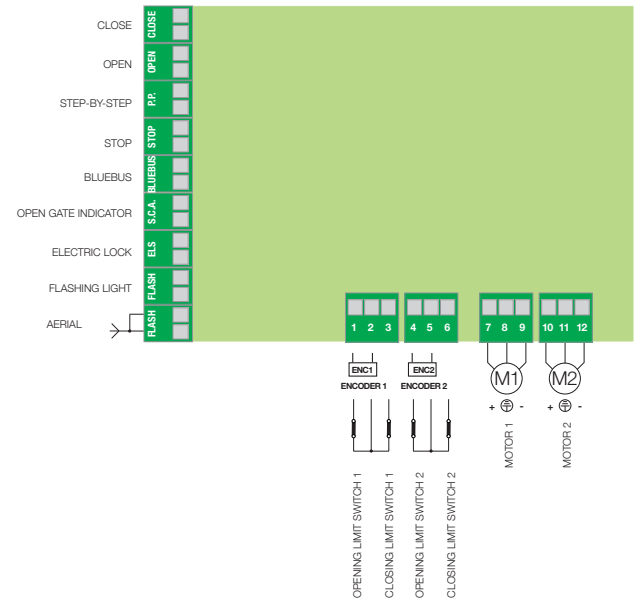
**TT1N**



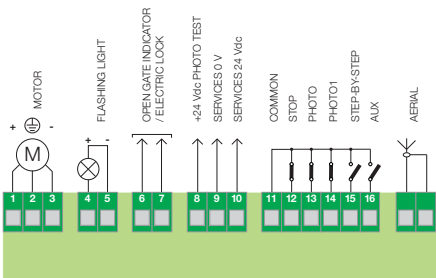
**TT1L**



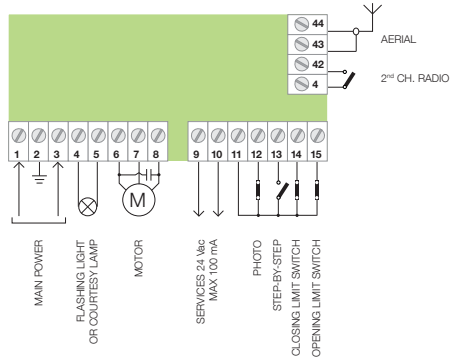
**MC824H/HYKE**



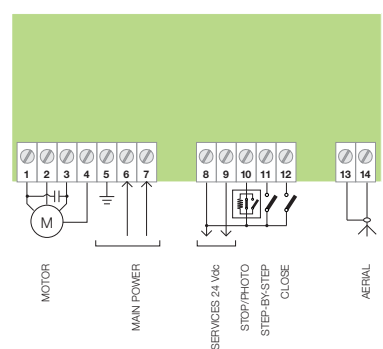
**MC424L**



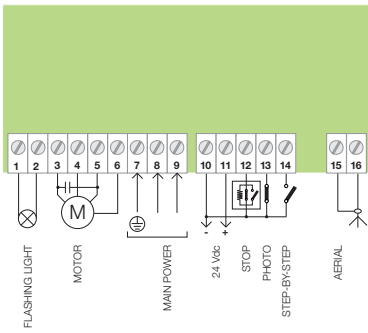
**A0**



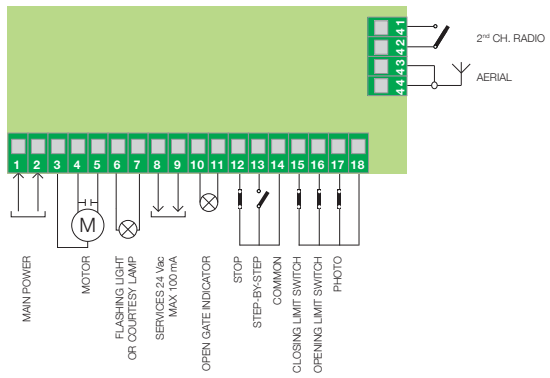
**A01**



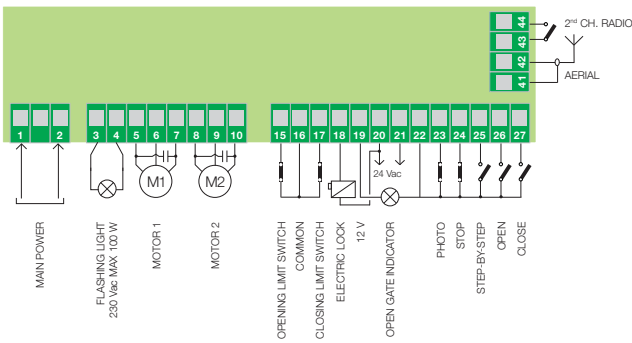
## A02



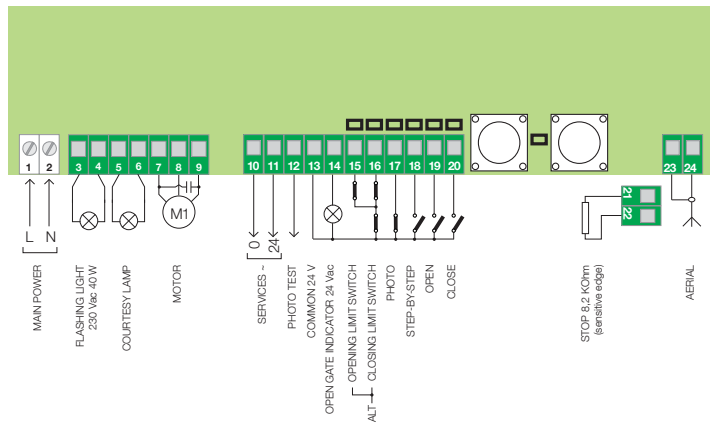
## A1



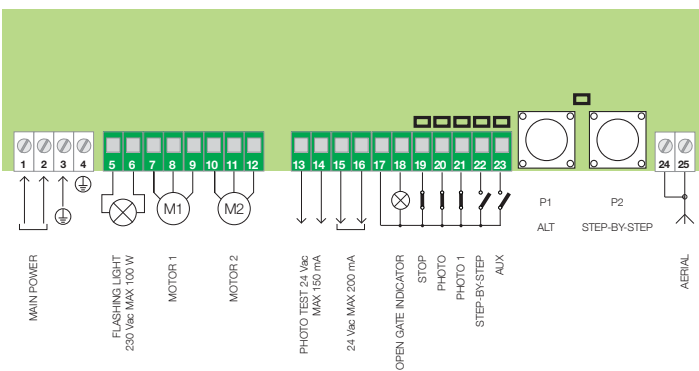
## A3/A3F



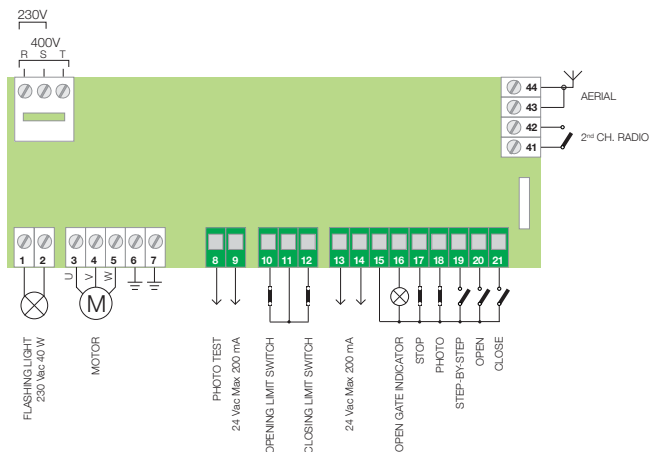
## A100F



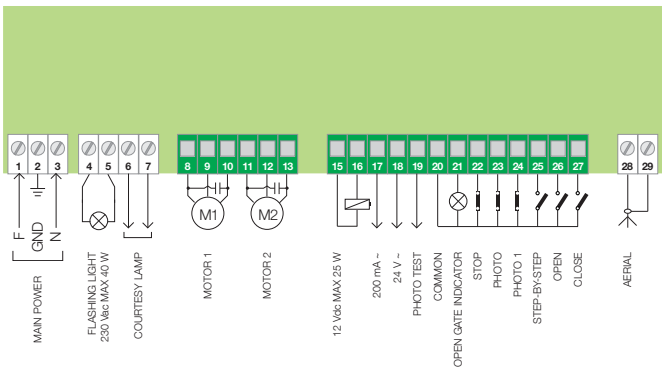
## A400



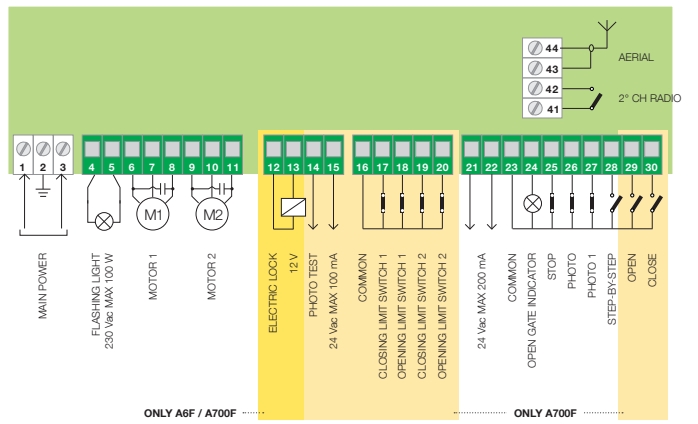
## A500



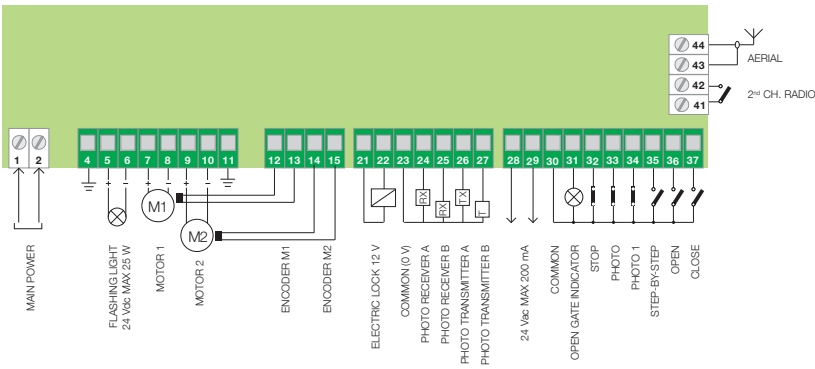
A60



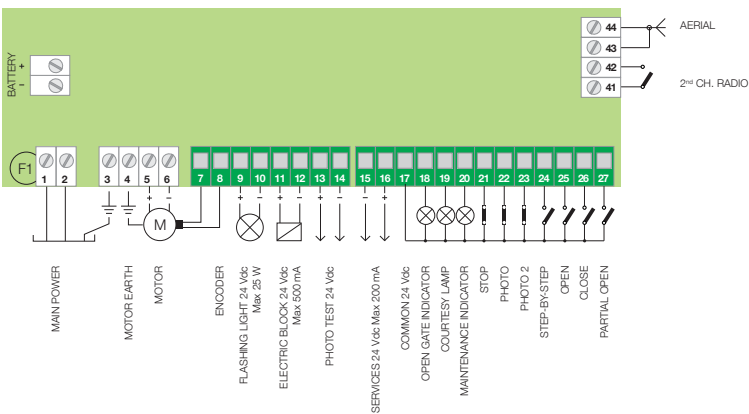
A6/A6F, A700F



A824



A924



# Nice Alphabetical index

## Nice product codes

Code	Product line	Page	Code	Product line	Page
A01	Mindy - Control unit	214	FA2	Electronic accessory	191
A02	Mindy - Control unit	214	FLO1	Flo - Transmitter	178
A6F	Mindy - Control unit	216	FLO1R-S	FlorS - Transmitter	170
A60	Mindy - Control unit	216	FLO1R-SC	FlorS - Transmitter	170
A500	Mindy - Control unit	215	FLO2	Flo - Transmitter	178
A700F	Mindy - Control unit	216	FLO2R-M	FlorM - Transmitter	171
A924	Mindy - Control unit	217	FLO2R-S	FlorS - Transmitter	170
ABF	Electronic accessory	175	FLO2R-SC	FlorS - Transmitter	170
ABFKIT	Electronic accessory	175	FLO4	Flo - Transmitter	178
ALA1	Electronic accessory	153	FLO4R-M	FlorM - Transmitter	171
B3V	Electronic accessory	175	FLO4R-S	FlorS - Transmitter	170
B3VB	Electronic accessory	175	FLO4R-SC	FlorS - Transmitter	170
B12-B	Electronic accessory	109	FLOX1	(Flo) coding - Receiver	179
B12V-A	Electronic accessory	175	FLOX1R	(Flo) coding - Receiver	174
B12V-C	Electronic accessory	217	FLOX2	(Flo) coding - Receiver	179
BA3-A	Electronic accessory	133	FLOX2R	(Flo) coding - Receiver	174
BM250	Electronic accessory	175	FLOXB2	(Flo) coding - Receiver	179
BM1000	Electronic accessory	197	FLOXB2R	(Flo) coding - Receiver	174
BM5024	Big-Metro - Motor for swing gates	64	FLOXI	(Flo) coding - Receiver	179
BMA1	Mechanical accessory	65	FLOXI2	(Flo) coding - Receiver	179
BMBOX	Big-Metro - Foundation box	64	FLOXI2R	(Flo) coding - Receiver	174
BMBOXI	Big-Metro - Foundation box	64	FLOXIR	(Flo) coding - Receiver	174
BUPC	Programming and code control unit	64	FLOXM	(Flo) coding - Receiver	179
CABLA01	Electronic accessory	153	FLOXM220	(Flo) coding - Receiver	179
CABLA02	Electronic accessory	153	FLOXM220R	(Flo) coding - Receiver	174
CABLA03	Electronic accessory	153	FLOXMR	(Flo) coding - Receiver	174
CABLA04	Electronic accessory	153	FT210	Optical device	190
CABLA05	Electronic accessory	153	FT210B	Optical device	190
CABLA06	Electronic accessory	153	FTA1	Electronic accessory	191
CABLA07	Electronic accessory	153	FTA2	Electronic accessory	191
CARICA	Electronic accessory	109	HKA1	Electronic accessory	51
CB	Mechanical sensitive edge	189	HK7024	Hyke - Motor for swing gates	50
CHEU	Neutral key	200	HK7224	Hyke - Motor for swing gates	50
CHS	Neutral key	200	HSB1	Electronic accessory	198
CM-B	Mechanical accessory	29	HYKEKCE	Hyke - Kit for swing gates	52
CMA 1,5MT	Mechanical sensitive edge	189	HY7005	Hyppo - Motor for swing gates	54
CMA 1,7MT	Mechanical sensitive edge	189	HY7024	Hyppo - Motor for swing gates	54
CMA 2MT	Mechanical sensitive edge	189	HY7100	Hyppo - Motor for 2-leaf folding doors	134
CMA 2,5MT	Mechanical sensitive edge	189	HY7124	Hyppo - Motor for 2-leaf folding doors	134
CMBK4	Mechanical sensitive edge	189	HYA11	Mechanical accessory	135
CMBK6	Mechanical sensitive edge	189	HYA12	Mechanical accessory	55
CRA1	Mechanical accessory	133	HO7124	Hopp - Motor for swing gates	46
CRA2	Mechanical accessory	133	HO7224	Hopp - Motor for swing gates	46
CRA3	Mechanical accessory	133	HOPPKCE	HoppKit - Kit for swing gates	48
CRA4	Mechanical accessory	133	IB	Mechanical accessory	194
CRA5	Mechanical accessory	133	INB	Control interface	159
CRA6	Mechanical accessory	133	KA1	Mechanical accessory	41
CRA7	Mechanical accessory	133	KIO	Selector	204
CRA8	Mechanical accessory	131	LO5	Rack	85
CRA9	Mechanical accessory	133	LBAR	L-Bar - Barrier gate	90
DBM5	Resistive sensitive edge	188	LBARI	L-Bar - Barrier gate	90
DBM7,5	Resistive sensitive edge	188	LP1	Electronic accessory	189
DBM10	Resistive sensitive edge	188	LP2	Electronic accessory	189
F210	Photocells	192	M3BAR	M-Bar - Barrier gate	92
F210B	Photocells	192	M3BARI	M-Bar - Barrier gate	92
FA1	Electronic accessory	191	M5BAR	M-Bar - Barrier gate	92

Code	Product line	Page
M5BARI	M-Bar - Barrier gate	92
M7BAR	M-Bar - Barrier gate	92
M7BARI	M-Bar - Barrier gate	92
MC424L	Moonclever - Control unit	212
MC824H	Moonclever - Control unit	210
MCA1	Electronic accessory	211
MCA2	Electronic accessory	213
ME3000	Metroplex - Motor for swing gates	62
ME3000L	Metroplex - Motor for swing gates	62
ME3010	Metroplex - Motor for swing gates	62
ME3024	Metroplex - Motor for swing gates	62
MEA1	Mechanical Accessory	63
MEA2	Mechanical Accessory	63
MEA3	Mechanical Accessory	63
MEA5	Mechanical Accessory	63
MEA6	Mechanical Accessory	63
MECF	Metroplex - Foundation box	62
MECX	Metroplex - Foundation box	62
ML	Flashing signal light	202
ML24	Flashing signal light	202
ML24T	Flashing signal light	202
MLB	Flashing signal light	202
MLBT	Flashing signal light	202
MLL	Flashing signal light	202
MLT	Flashing signal light	202
MOA1	Electronic accessory	201
MOA2	Electronic accessory	201
MOCA1	Electronic accessory	201
MOCARD	Electronic accessory	199
MOCARDP	Electronic accessory	199
MOCF	Electronic accessory	191
MOCF2	Electronic accessory	191
MOCS	Electronic accessory	201
MOF	Photocells	195
MOFB	Photocells	194
MOFO	Photocells	195
MOFOB	Photocells	194
MOM	Proximity reader	199
MOMB	Proximity reader	198
MORX	Electronic accessory	199
MOSA1	Electronic accessory	200
MOSE	Selector	200
MOSEU	Selector	200
MOSI	Selector	200
MOSIU	Selector	200
MOSU	Selector	200
MOT	Selector	197
MOTB	Selector	196
MOTXR	Selector	197
MOTXS	Selector	197
MOU	Programming and code control unit	205
MXD	Electronic accessory	175
MXP	Electronic accessory	175
MXT	Electronic accessory	175
NKA3	Electronic accessory	71
NKSL400	Naked - Motor for sliding gates	70

Code	Product line	Page
NSEA	Electronic accessory	188
NSEL	Electronic accessory	188
NSFB	Instrument for force impact measurement	188
NSFS	Instrument for force impact measurement	188
NSSWPDA	Software for force impact measurement	188
OBOX2	Connection interface	152
OBOX2B	Connection interface	152
ON1	One - Transmitter	154
ON1C	One - Transmitter	154
ON1FM	One - Transmitter	154
ON2	One - Transmitter	154
ON2C	One - Transmitter	154
ON2FM	One - Transmitter	154
ON4	One - Transmitter	154
ON4C	One - Transmitter	154
ON4FM	One - Transmitter	154
ON9	One - Transmitter	154
ON9FM	One - Transmitter	154
OTA2	Mechanical accessory	127
OTA3	Mechanical accessory	127
OTA9	Mechanical accessory	127
OTA11	Mechanical accessory	127
OTA12	Mechanical accessory	127
OVA1	Electronic accessory	151
OVA2	Electronic accessory	151
OVA3	Electronic accessory	151
OVA4	Electronic accessory	151
OVB1	Electronic accessory	150
OVB1GSM	Electronic accessory	150
OVIEW	Electronic accessory	150
OX2	One - Receiver	155
OX2FM	One - Receiver	155
OX2T	One - Receiver	155
OX2TFM	One - Receiver	155
OX4T	One - Receiver	156
OXI	One - Receiver	155
OXIFM	One - Receiver	155
OXIT	One - Receiver	155
OXITFM	One - Receiver	155
PCM	Electronic accessory	201
PIU	Electronic accessory	216
PLA6	Mechanical accessory	21
PLA8	Mechanical accessory	23
PLA10	Mechanical accessory	21
PLA11	Mechanical accessory	21
PLA13	Mechanical accessory	21
PLA14	Mechanical accessory	21
PLA15	Mechanical accessory	21
PLANOTIME	Programmable timer	173
PO	Electronic accessory	109
POA1	Electronic accessory	41
POA3	Electronic accessory	41
POP7124KCE	PopKit - Kit for swing gates	44
POPKCE	PopKit - Kit for swing gates	42
PP7024	Pop - Motor for swing gates	40
PP7124	Pop - Motor for swing gates	40

# Nice Alphabetical index

## Nice product codes

Code	Product line	Page	Code	Product line	Page
PP7224	Pop - Motor for swing gates	40	SMXIS	Smilo - Receiver	177
PS124	Electronic accessory	45	SN6031	Spinbus - Motor for sectional and up-and-over doors	118
PS224	Electronic accessory	91	SN6041	Spinbus - Motor for sectional and up-and-over doors	118
PS324	Electronic accessory	21	SNA1	Electronic accessory	125
PS424	Electronic accessory	39	SNA2	Electronic accessory	121
PSY24	Electronic accessory	186	SNA3	Electronic accessory	117
PUL	Electronic accessory	133	SNA4	Electronic accessory	117
PW1	Heating device	204	SNA16	Mechanical accessory	117
RB400	Robus - Motor for sliding gates	72	SNA20	Electronic accessory	123
RB400KCE	RobusKit - Kit for sliding gates	74	SNA30	Spinbus - Preassembled guide	118
RB600	Robus - Motor for sliding gates	72	SNA31	Spinbus - Extension	118
RB600KCE	RobusKit - Kit for sliding gates	76	SO2000	Soon - Motor for sectional doors	130
RB600P	Robus - Motor for sliding gates	72	SOA2	Electronic accessory	131
RB1000	Robus - Motor for sliding gates	72	SPA2	Mechanical accessory	117
RB1000P	Robus - Motor for sliding gates	72	SPA5	Mechanical accessory	117
RBA1	Electronic accessory	73	SPA6	Mechanical accessory	117
RBA3	Electronic accessory	73	SPA7	Mechanical accessory	117
RBA4	Electronic accessory	79	SPIN10KCE	SpinKit - Kit for sectional and up-and-over doors	124
RDKCE	RoadKit - Kit for sliding gates	76	SPIN11KCE	SpinKit - Kit for sectional and up-and-over doors	124
RN2010	Rondo - Motor for balanced rolling shutters	136	SPIN20KCE	SpinbusKit - Kit for sectional and up-and-over doors	120
RN2020	Rondo - Motor for balanced rolling shutters	136	SPIN21KCE	SpinbusKit - Kit for sectional and up-and-over doors	120
RN2030	Rondo - Motor for balanced rolling shutters	136	SPIN22KCE	SpinbusKit - Kit for sectional and up-and-over doors	120
RN2040	Rondo - Motor for balanced rolling shutters	136	SPIN23KCE	SpinbusKit - Kit for sectional and up-and-over doors	122
RNA01	Electronic accessory	137	SPIN30	Spinbus - Motor for sectional and up-and-over doors	116
ROA6	Rack	71	SPIN40	Spinbus - Motor for sectional and up-and-over doors	116
ROA7	Rack	71	SU2000	Sumo - Motor for sectional doors	132
ROA8	Rack	71	SU2000V	Sumo - Motor for sectional doors	132
ROA81	Rack	81	SU2000VV	Sumo - Motor for sectional doors	132
RUA1	Electronic accessory	83	SU2010	Sumo - Motor for sectional doors	132
RUA2	Electronic accessory	83	SYA1	Electronic accessory	187
RUA3	Electronic accessory	83	SYKCE	Solemyo - Solar power kit	186
RUA12	Mechanical Accessory	81	SYP	Solemyo - Photovoltaic solar panel	186
RUN1500	Run - Motor for sliding gates	80	SYP30	Solemyo - Photovoltaic solar panel	186
RUN1500P	Run - Motor for sliding gates	80	TCA65	Resistive sensitive edge	188
RUN1800	Run - Motor for sliding gates	82	TCB65	Resistive sensitive edge	188
RUN1800P	Run - Motor for sliding gates	82	TCBS60	Mechanical sensitive edge	189
RUN2500	Run - Motor for sliding gates	82	TCE	Resistive sensitive edge	188
RUN2500I	Run - Motor for sliding gates	82	TCF	Resistive sensitive edge	188
RUN2500P	Run - Motor for sliding gates	82	TCK	Resistive sensitive edge	188
SBAR	S-Bar - Barrier gate	96	TMF	Electronic accessory	117
SBARI	S-Bar - Barrier gate	96	TN2010	Ten - Motor for up-and-over doors	126
SIA1	Mechanical Accessory	97	TN2010L	Ten - Motor for up-and-over doors	126
SIA2	Mechanical Accessory	105	TN2020	Ten - Motor for up-and-over doors	126
SIA3	Mechanical Accessory	104	TN2020L	Ten - Motor for up-and-over doors	126
SIA20	Electronic accessory	105	TN2030	Ten - Motor for up-and-over doors	126
SIGNO3	Signo - Barrier gate	102	TN2030L	Ten - Motor for up-and-over doors	126
SIGNO3I	Signo - Barrier gate	102	TNA1	Electronic accessory	127
SIGNO4	Signo - Barrier gate	102	TNA2	Electronic accessory	127
SIGNO4I	Signo - Barrier gate	102	TNA4	Mechanical accessory	127
SIGNO6	Signo - Barrier gate	102	TNA5	Mechanical accessory	127
SIGNO6I	Signo - Barrier gate	102	TNA6	Mechanical accessory	127
SM2	Smilo - Transmitter	176	TNA8	Mechanical accessory	127
SM4	Smilo - Transmitter	176	TNA9	Electronic accessory	127
SMX2	Smilo - Receiver	177	TNA38	Mechanical accessory	127
SMX2R	(Flo) coding - Receiver	174	TNKCE	TenKit - Kit for up-and-over doors	128
SMXI	(Flo) coding - Receiver	174	TNLKCE	TenKit - Kit for up-and-over doors	128

Code	Product line	Page
TO4005	Toona - Motor for swing gates	20
TO4006	Toona - Motor for swing gates	20
TO4015	Toona - Motor for swing gates	20
TO4024	Toona - Motor for swing gates	20
TO4605	Toona - Motor for swing gates	20
TO5015	Toona - Motor for swing gates	22
TO5016	Toona - Motor for swing gates	22
TO5024	Toona - Motor for swing gates	22
TO5024I	Toona - Motor for swing gates	22
TO5605	Toona - Motor for swing gates	22
TO7024	Toona - Motor for swing gates	24
TOONA4024KCE	ToonaKit - Kit for swing gates	26
TS	Mechanical accessory	21
TT1L	Tag - Control unit	169
TT1N	Tag - Control unit	169
TT2D	Tag - Control unit	168
TT2L	Tag - Control unit	168
TT2N	Tag - Control unit	168
TTX4	Tag - Transmitter	167
TUB3500	Tub - Motor for sliding gates	84
TW1	Heating device	204
VE	VeryVE - Transmitter	178
VR	VeryVR - Transmitter	172
WA1	Mechanical accessory	106
WA2	Mechanical accessory	104
WA3	Mechanical accessory	104
WA4	Mechanical accessory	104
WA6	Mechanical accessory	104
WA7	Mechanical accessory	104
WA8	Mechanical accessory	105
WA9	Electronic accessory	105
WA10	Mechanical accessory	91
WA11	Mechanical accessory	91
WA12	Mechanical accessory	91
WA13	Mechanical accessory	91
WA14	Mechanical accessory	104
WA15	Mechanical accessory	106
WA16	Mechanical accessory	108
WA20	Electronic accessory	109
WA21	Mechanical accessory	104
WA22	Mechanical accessory	104
WA24	Mechanical accessory	104
WA25	Mechanical accessory	104
WALKY1024KCE	WalkyKit - Kit for swing gates	36
WALKY2024KCE	WalkyKit - Kit for swing gates	38
WAX	NiceWay - Support	163
WCF	NiceWay - Support	165
WCG	NiceWay - Support	165
WCI	NiceWay - Support	165
WCO	NiceWay - Support	165
WEO	NiceWay - Support	162
WET	NiceWay - Support	162
WEW	NiceWay - Support	162
WIL4	Wil - Barrier gate	106
WIL4I	Wil - Barrier gate	106
WIL6	Wil - Barrier gate	106

Code	Product line	Page
WIL6I	Wil - Barrier gate	106
WINGO4024KCE	WingoKit - Kit for swing gates	30
WINGO5024KCE	WingoKit - Kit for swing gates	34
WINGO5KCE	WingoKit - Kit for swing gates	32
WINGOKCE	WingoKit - Kit for swing gates	28
WLA1	Electronic accessory	37
WLT	Multifunction indicator light	203
WM001C	NiceWay - Transmitter module	161
WM001G	NiceWay - Transmitter module	161
WM002G	NiceWay - Transmitter module	161
WM003C	NiceWay - Transmitter module	161
WM003C1G	NiceWay - Transmitter module	161
WM003G	NiceWay - Transmitter module	161
WM004G	NiceWay - Transmitter module	161
WM006G	NiceWay - Transmitter module	161
WM009C	NiceWay - Transmitter module	161
WM080G	NiceWay - Transmitter module	161
WM240C	NiceWay - Transmitter module	161
WRA	NiceWay - Support	164
WRB	NiceWay - Support	164
WRG	NiceWay - Support	164
WRS	NiceWay - Support	164
WRT	NiceWay - Support	164
WRW	NiceWay - Support	164
WSA	NiceWay - Support	164
WSB	NiceWay - Support	164
WSG	NiceWay - Support	164
WSS	NiceWay - Support	164
WST	NiceWay - Support	164
WSW	NiceWay - Support	164
WWW	NiceWay - Support	163
XBA2	Electronic accessory	101
XBA3	Electronic accessory	93
XBA4	Electronic accessory	101
XBA5	Mechanical accessory	91
XBA6	Electronic accessory	95
XBA7	Electronic accessory	91
XBA8	Electronic accessory	91
XBA9	Mechanical accessory	91
XBA10	Mechanical accessory	94
XBA11	Mechanical accessory	94
XBA13	Mechanical accessory	91
XBA14	Mechanical accessory	91
XBA15	Mechanical accessory	91
XBA16	Mechanical accessory	94
XBA17	Mechanical accessory	91
XBA18	Electronic accessory	91
XBA19	Mechanical accessory	97
X-BAR	X-Bar - Barrier gate	100
XMBOX	X-Metro - Foundation box	56
XME2024	X-Metro - Motor for swing gates	56
XME2124	X-Metro - Motor for swing gates	56
XMETRO2024KCE	X-MetroKit - Kit for swing gates	58
XMETRO2124KCE	X-MetroKit - Kit for swing gates	60

# Nice

Concept

**Wurbs**

Product Design

**Roberto Gherlenda**

Printed by

**AGCM**



“Nice has suggested a new interpretation of the connection between people and their domestic environment marked by the utmost simplicity, clearness and aesthetic quality. Boring and complicated operations become smooth and amusing and change into activities that satisfy end-users...”

from Il Sole 24 Ore - Speciale Nova,  
by Marco Bettiol and Stefano Micelli,  
1<sup>st</sup> February 2007

Nice is “harmonious and innovative design, correct from a functional point of view and easily suitable to different buildings or architectural environments”

from ADI Design Index, 2000

“We believe in the diversity of ideas which give birth to innovation”

Lauro Buoro  
Chairman of Nice S.p.A.

## **Nice SpA**

Oderzo TV Italia  
Ph. +39.0422.85.38.38  
Fax +39.0422.85.35.85  
info@niceforyou.com

Find out more about Nice  
products and services on the website:

**[www.niceforyou.com](http://www.niceforyou.com)**



Home Automation